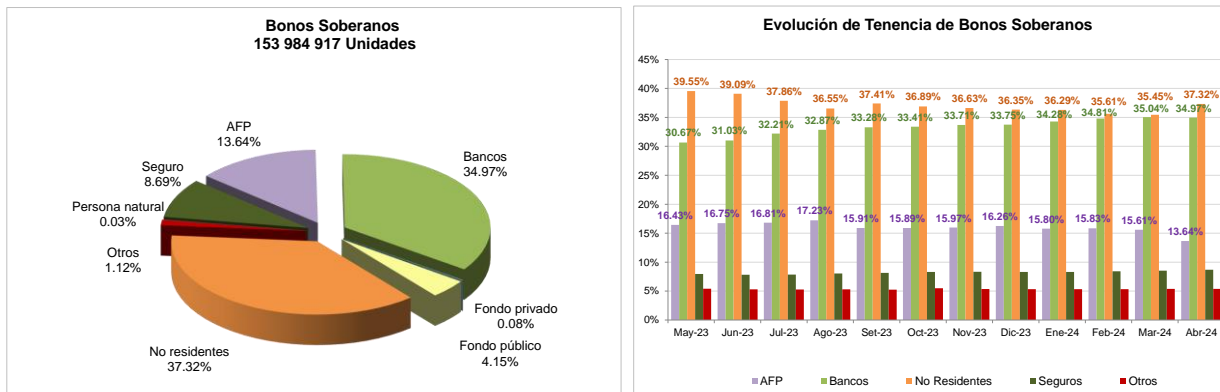


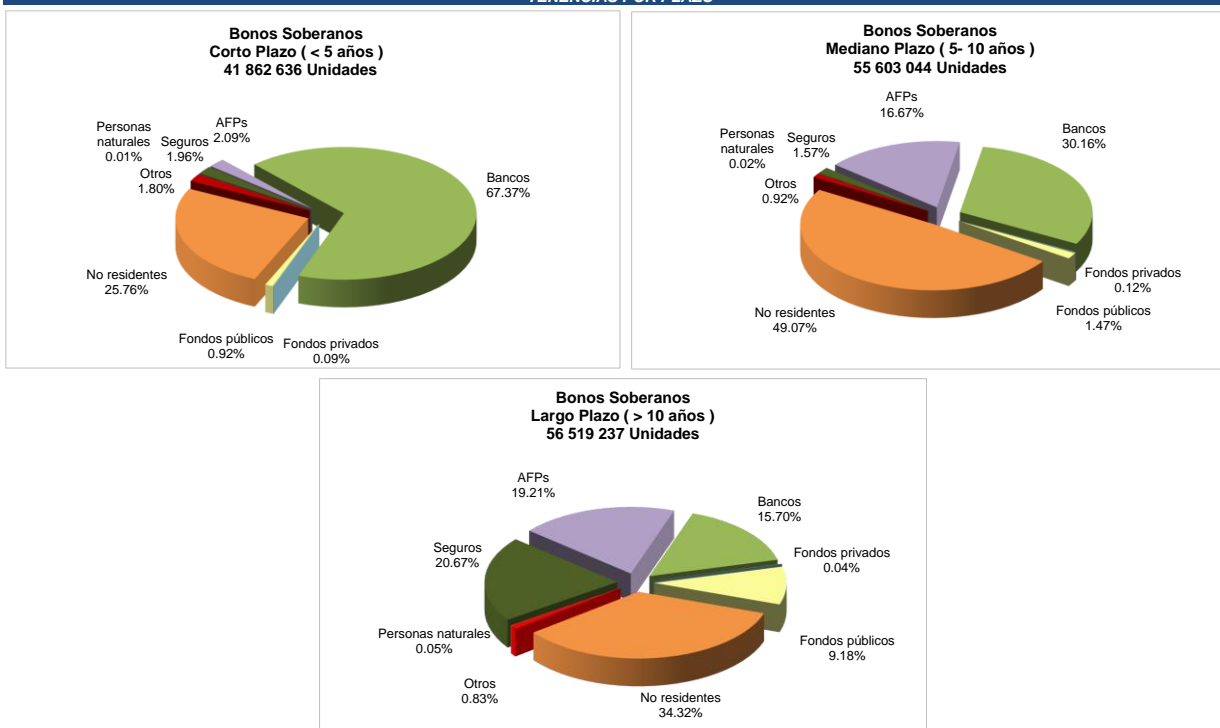
RESUMEN GENERAL DE TENENCIAS DE BONOS SOBERANOS

Abril de 2024

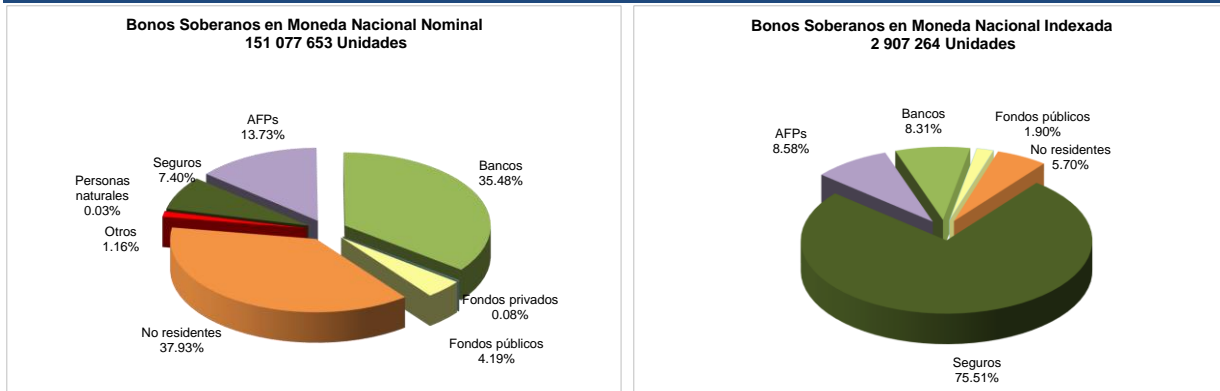
TENENCIAS POR INSTITUCIONES



TENENCIAS POR PLAZO



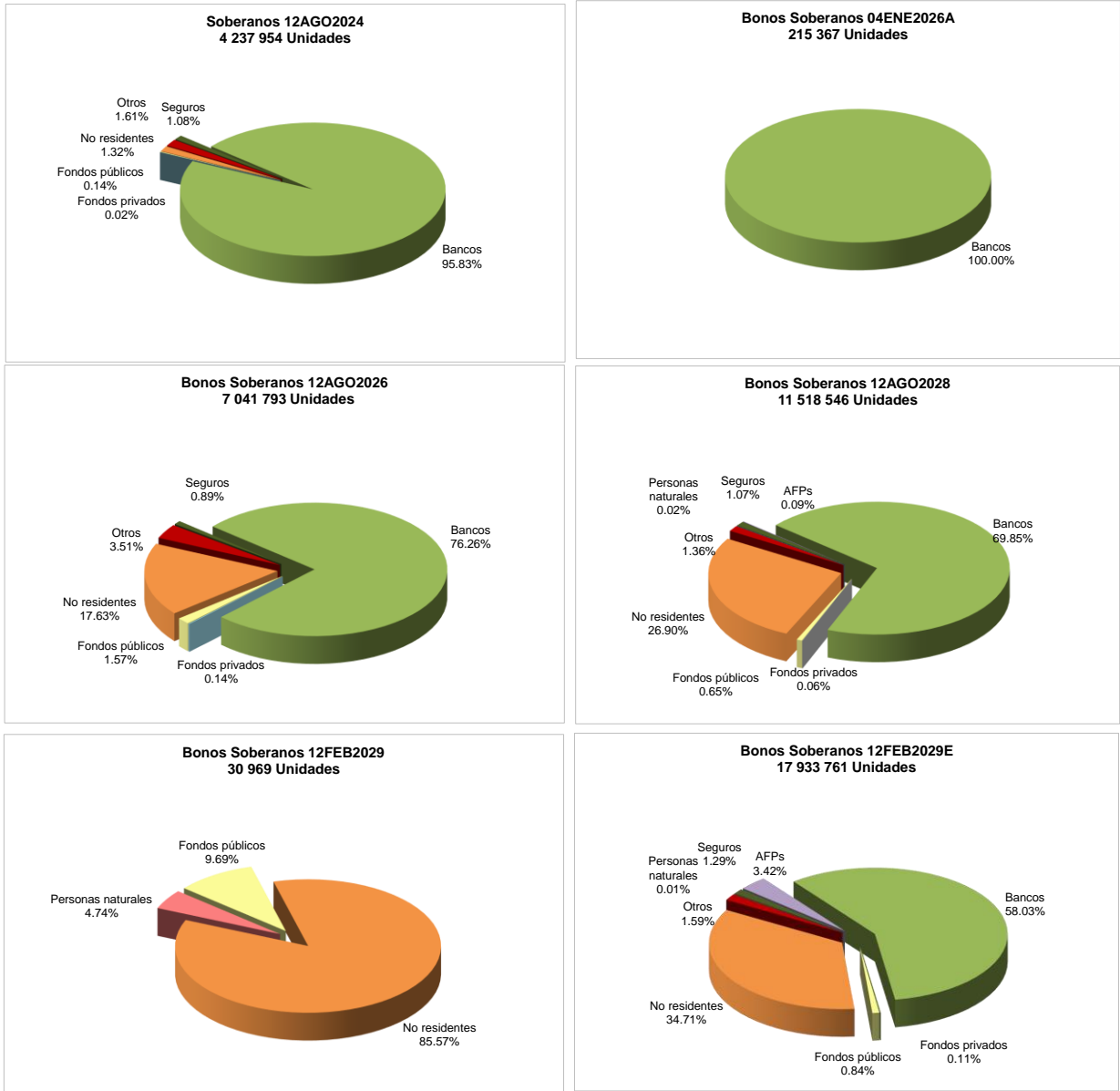
TENENCIAS POR BONOS EN MONEDA NACIONAL NOMINAL E INDEXADA



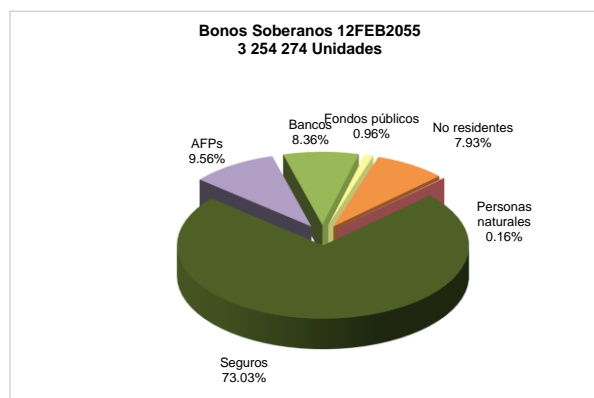
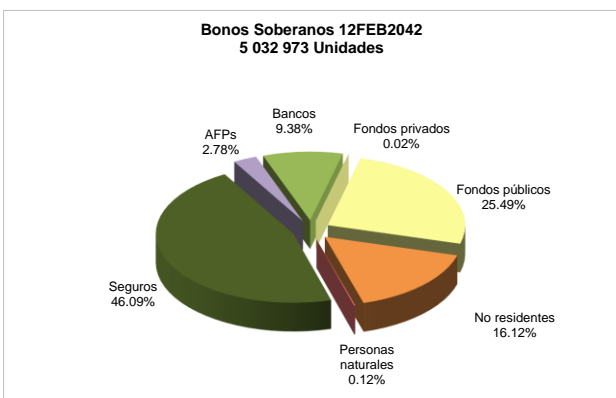
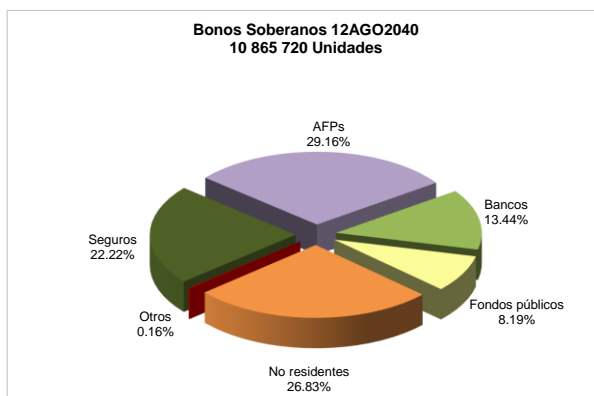
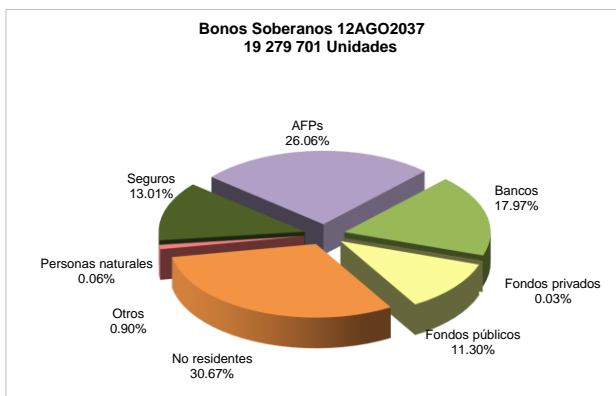
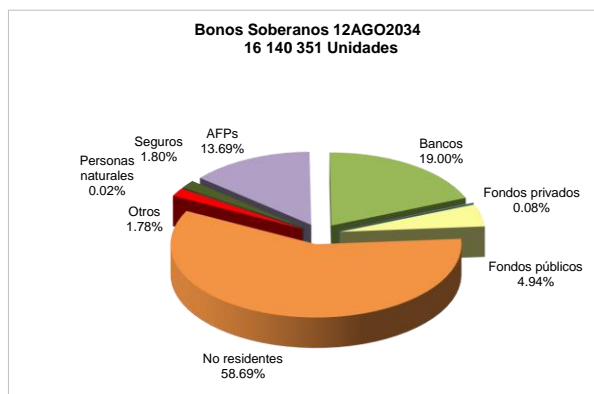
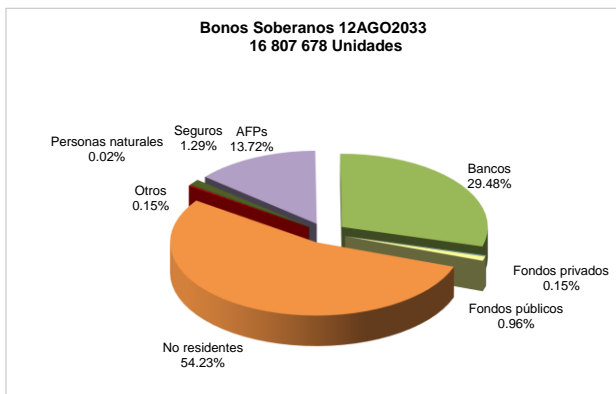
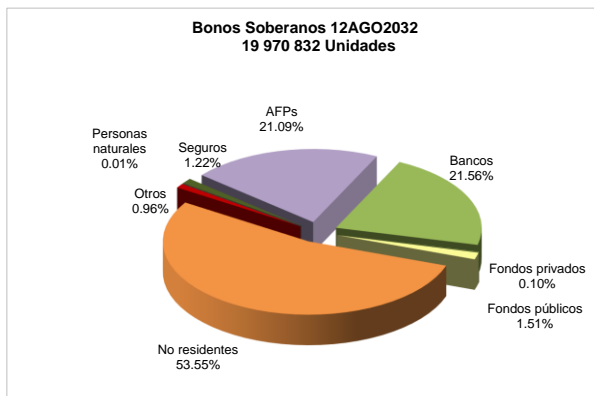
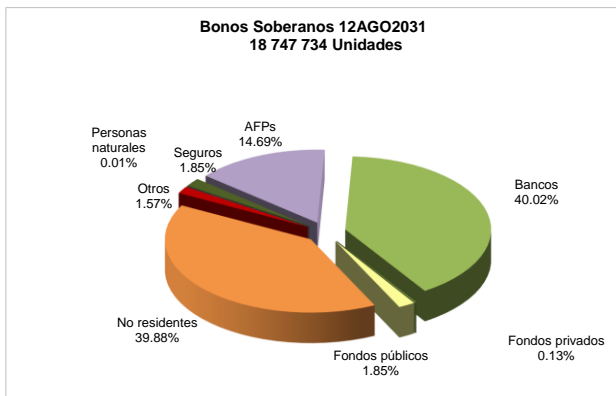


RESUMEN GENERAL DE TENENCIAS DE BONOS SOBERANOS Abril de 2024

TENENCIAS POR BONOS EN MONEDA NACIONAL NOMINAL



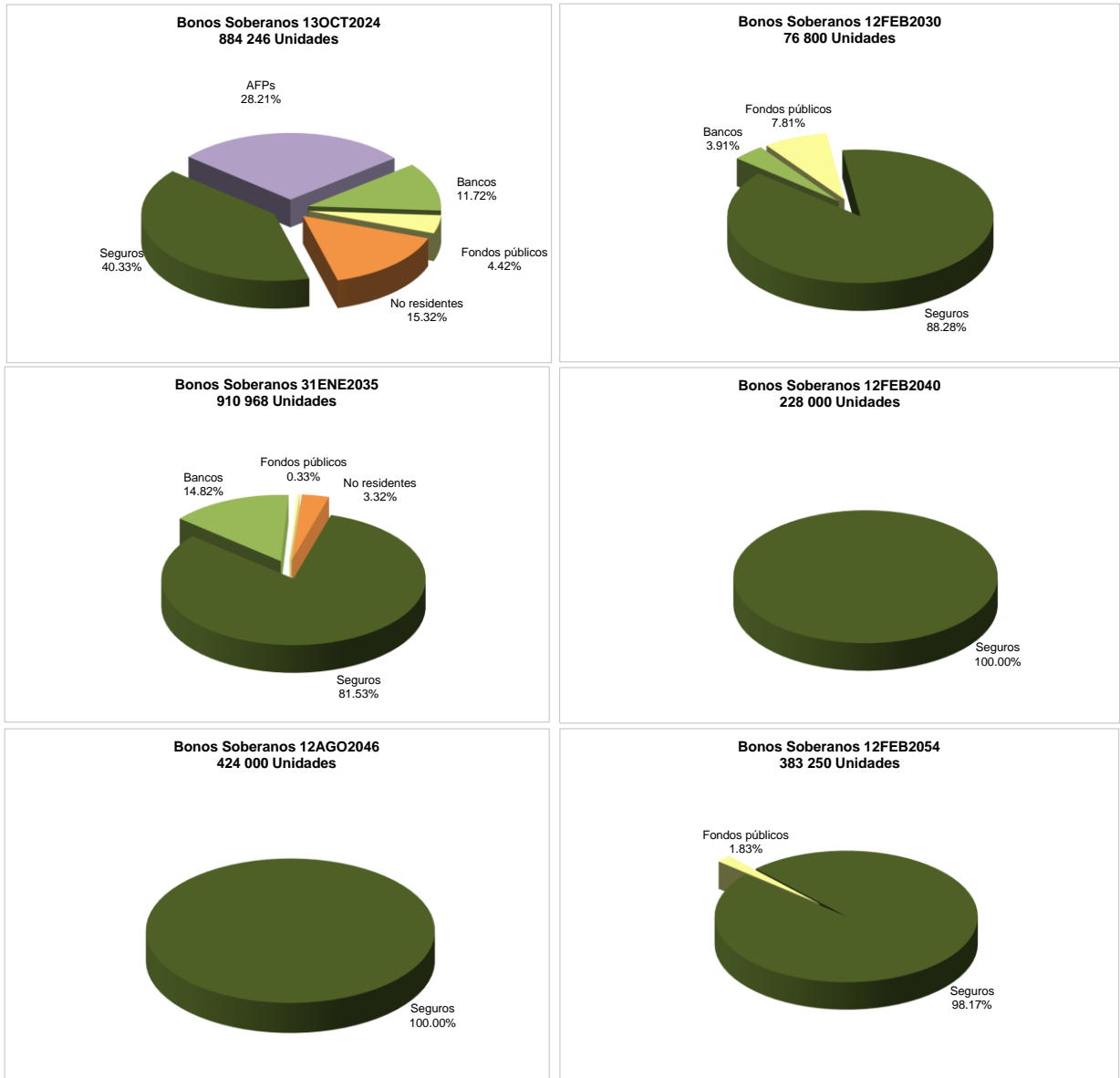
RESUMEN GENERAL DE TENENCIAS DE BONOS SOBERANOS
Abril de 2024





RESUMEN GENERAL DE TENENCIAS DE BONOS SOBERANOS Abril de 2024

TENENCIAS POR BONOS EN MONEDA NACIONAL INDEXADA

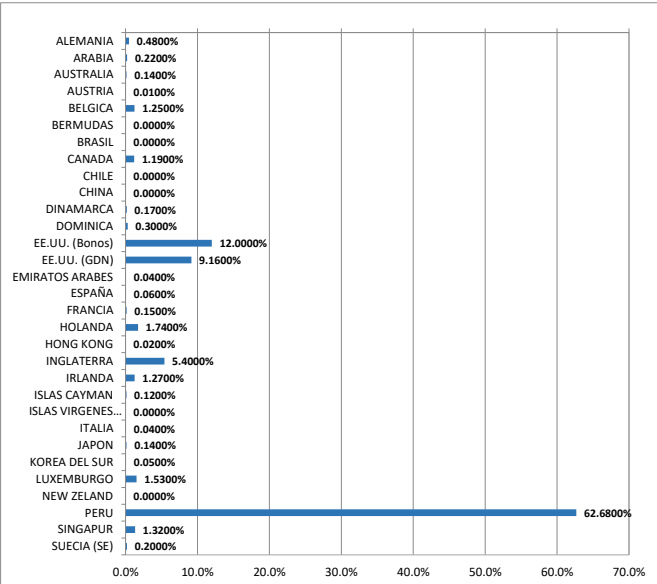


RESUMEN GENERAL DE TENENCIAS DE BONOS SOBERANOS

Abril de 2024

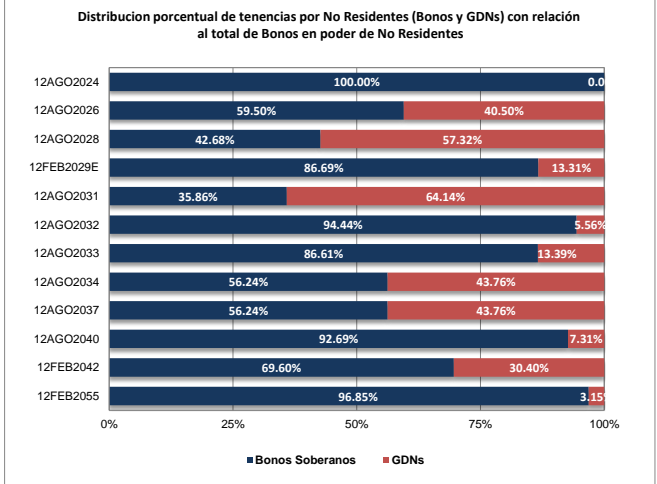
TENENCIAS SEGUN EL PAIS DE ORIGEN DEL TENEDOR

Paises	Total Unidades	Total % (a+b)	Tasa Fija % (a)	Tasa VAC % (b)
ALEMANIA	731,935	0.4800%	0.48%	0.00%
ARABIA	343,025	0.2200%	0.22%	0.00%
AUSTRALIA	208,755	0.1400%	0.14%	0.00%
AUSTRIA	19,900	0.0100%	0.01%	0.00%
BELGICA	1,931,412	1.2500%	1.25%	0.00%
BERMUDAS	8	0.0000%	0.00%	0.00%
BRASIL	1,500	0.0000%	0.00%	0.00%
CANADA	1,836,770	1.1900%	1.19%	0.00%
CHILE	6,000	0.0000%	0.00%	0.00%
CHINA	986	0.0000%	0.00%	0.00%
DINAMARCA	254,498	0.1700%	0.17%	0.00%
DOMINICA	458,049	0.3000%	0.27%	0.03%
EE.UU. (Bonos)	18,474,588	12.0000%	12.00%	0.00%
EE.UU. (GDN)	14,110,900	9.1600%	9.13%	0.03%
EMIRATOS ARABES	56,000	0.0400%	0.04%	0.00%
ESPAÑA	94,000	0.0600%	0.06%	0.00%
FRANCIA	223,720	0.1500%	0.15%	0.00%
HOLANDA	2,674,273	1.7400%	1.74%	0.00%
HONG KONG	30,213	0.0200%	0.02%	0.00%
INGLATERRA	8,314,757	5.4000%	5.32%	0.08%
IRLANDA	1,949,785	1.2700%	1.27%	0.00%
ISLAS CAYMAN	191,785	0.1200%	0.12%	0.00%
ISLAS VIRGENES BRITA	733	0.0000%	0.00%	0.00%
ITALIA	61,575	0.0400%	0.04%	0.00%
JAPON	221,585	0.1400%	0.14%	0.00%
KOREA DEL SUR	71,771	0.0500%	0.05%	0.00%
LUXEMBURGO	2,363,124	1.5300%	1.53%	0.00%
NEW ZELAND	1,740	0.0000%	0.00%	0.00%
PERU	96,518,806	62.6800%	60.90%	1.78%
SINGAPUR	2,028,300	1.3200%	1.32%	0.00%
SUECIA (SE)	305,643	0.2000%	0.20%	0.00%
Total	153,984,917	100.00%	98.08%	1.92%



TENENCIAS DE NO RESIDENTES

Bono	Stock total ^{1/} en unidades	No Residentes		
		Total (a+b)	Bonos Soberanos (a)	GDNs (b)
12AGO2024	4,237,954	1.32%	1.04%	0.28%
04ENE2026A	215,367	0.00%	0.00%	0.00%
12AGO2026	7,041,793	17.63%	10.49%	7.14%
12AGO2028	11,518,546	26.90%	11.48%	15.42%
12FEB2029	30,969	85.57%	85.57%	0.00%
12FEB2029E	17,933,761	34.71%	30.09%	4.62%
12AGO2031	18,747,734	39.88%	14.30%	25.58%
12AGO2032	19,970,832	53.55%	50.57%	2.98%
12AGO2033	16,807,678	54.23%	46.64%	7.59%
12AGO2034	16,140,351	58.69%	50.83%	7.86%
12AGO2037	19,279,701	30.67%	17.25%	13.42%
12AGO2040	10,865,720	26.83%	24.87%	1.96%
12FEB2042	5,032,973	16.12%	11.22%	4.90%
12FEB2055	3,254,274	7.93%	7.68%	0.25%
13OCT2024	884,246	15.32%	15.32%	0.00%
12FEB2030	76,800	0.00%	0.00%	0.00%
31ENE2035	910,968	3.32%	3.32%	0.00%
12FEB2040	228,000	0.00%	0.00%	0.00%
12AGO2046	424,000	0.00%	0.00%	0.00%
12FEB2054	383,250	0.00%	0.00%	0.00%
TOTAL	153,984,917	37.32%	30.22%	7.10%



^{1/} Stock en poder de tenedores Residentes y No Residentes

