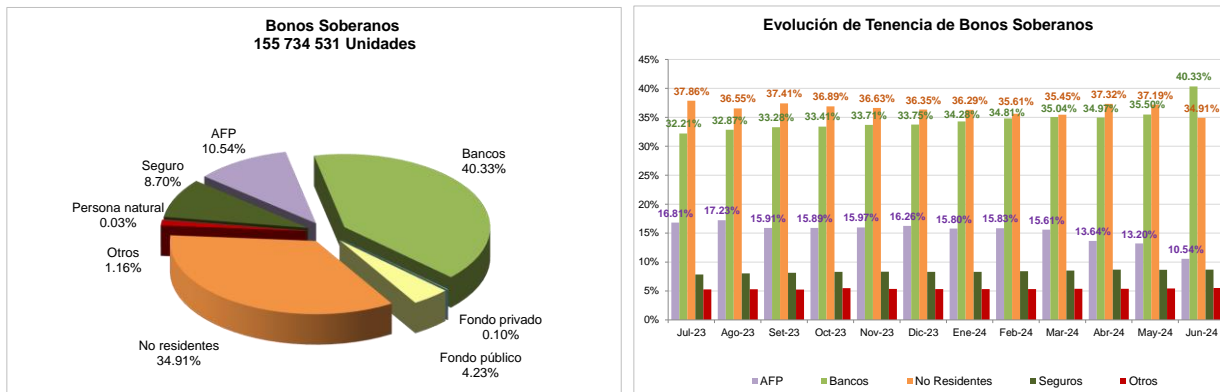


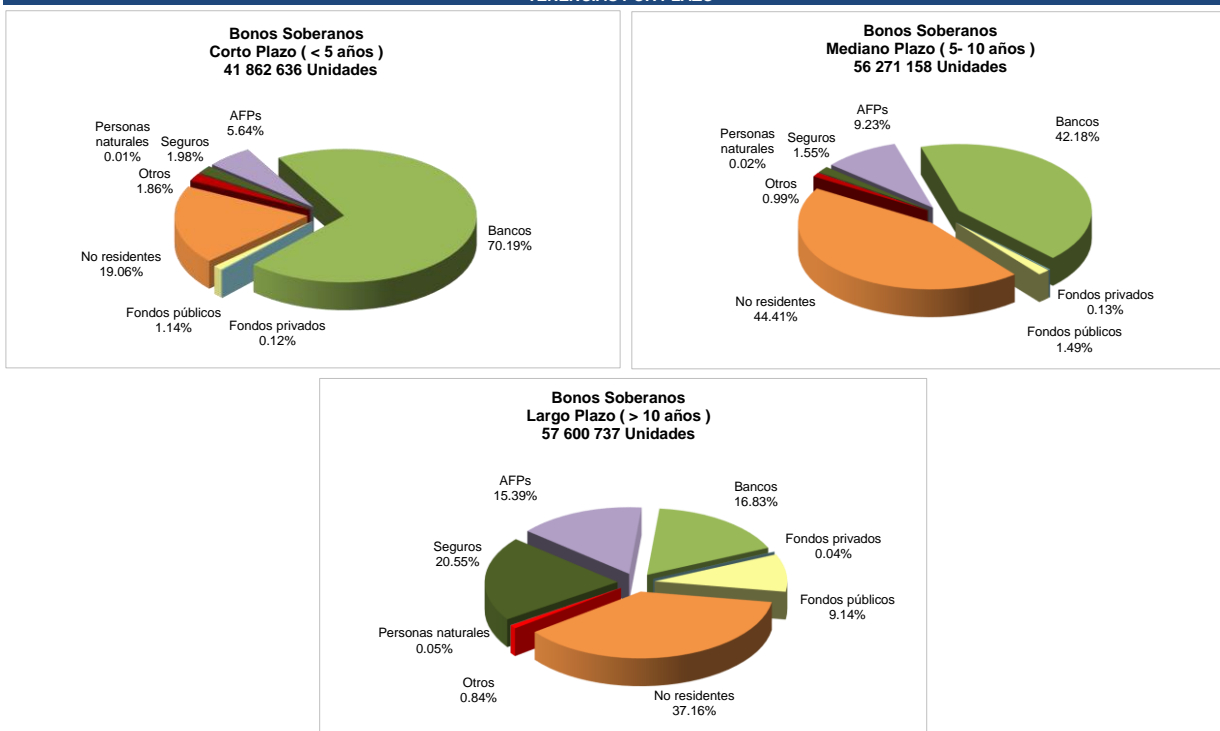
RESUMEN GENERAL DE TENENCIAS DE BONOS SOBERANOS

Junio de 2024

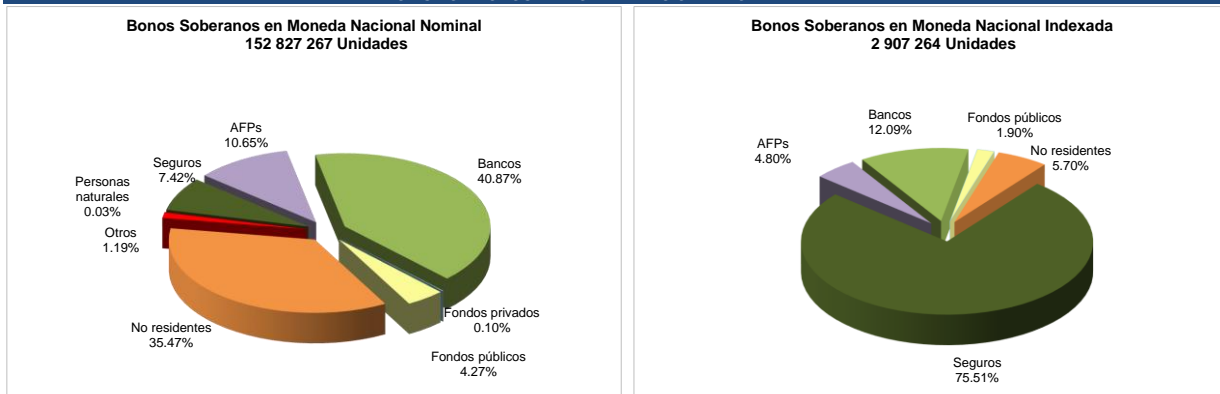
TENENCIAS POR INSTITUCIONES



TENENCIAS POR PLAZO



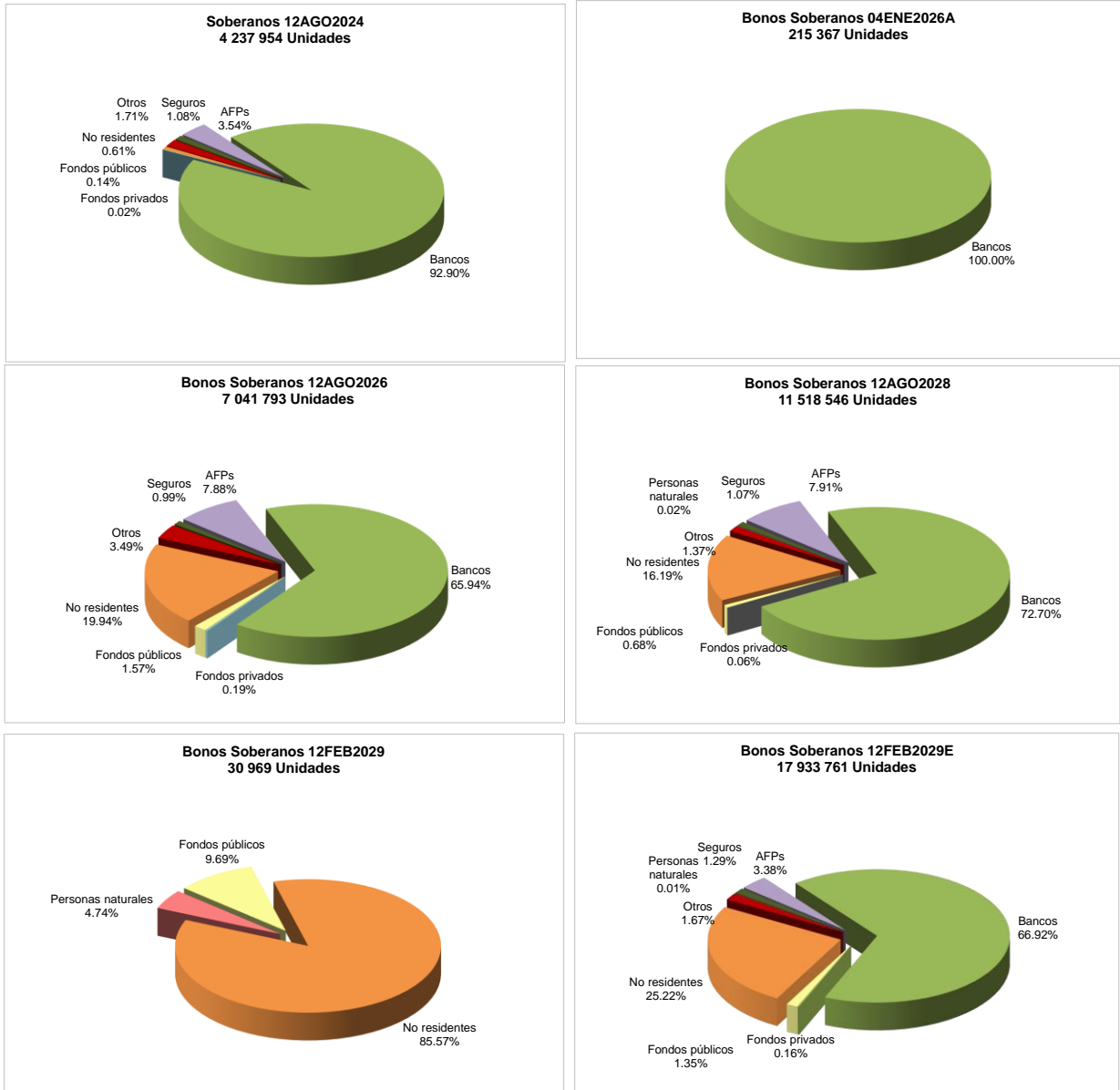
TENENCIAS POR BONOS EN MONEDA NACIONAL NOMINAL E INDEXADA





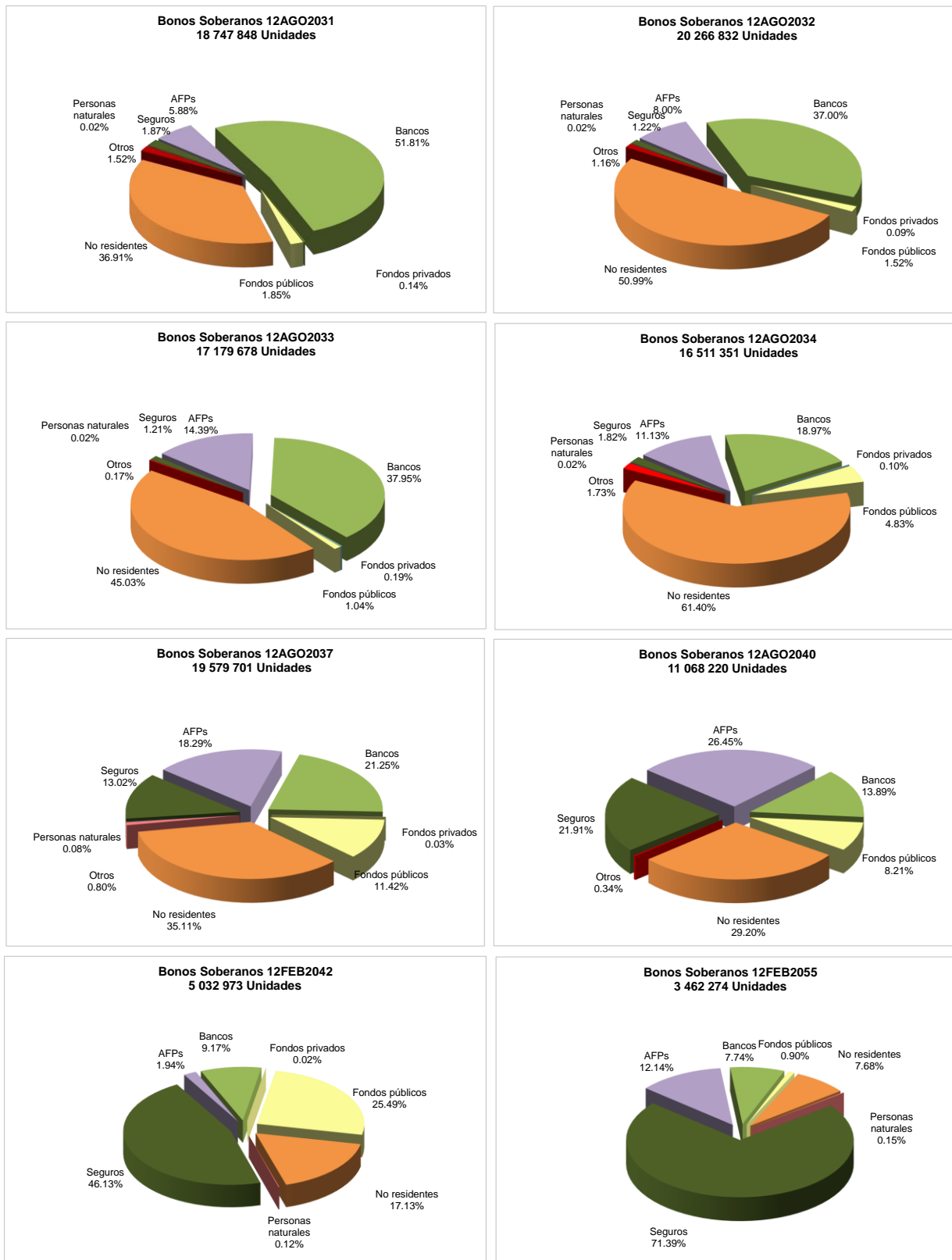
RESUMEN GENERAL DE TENENCIAS DE BONOS SOBERANOS Junio de 2024

TENENCIAS POR BONOS EN MONEDA NACIONAL NOMINAL



RESUMEN GENERAL DE TENENCIAS DE BONOS SOBERANOS

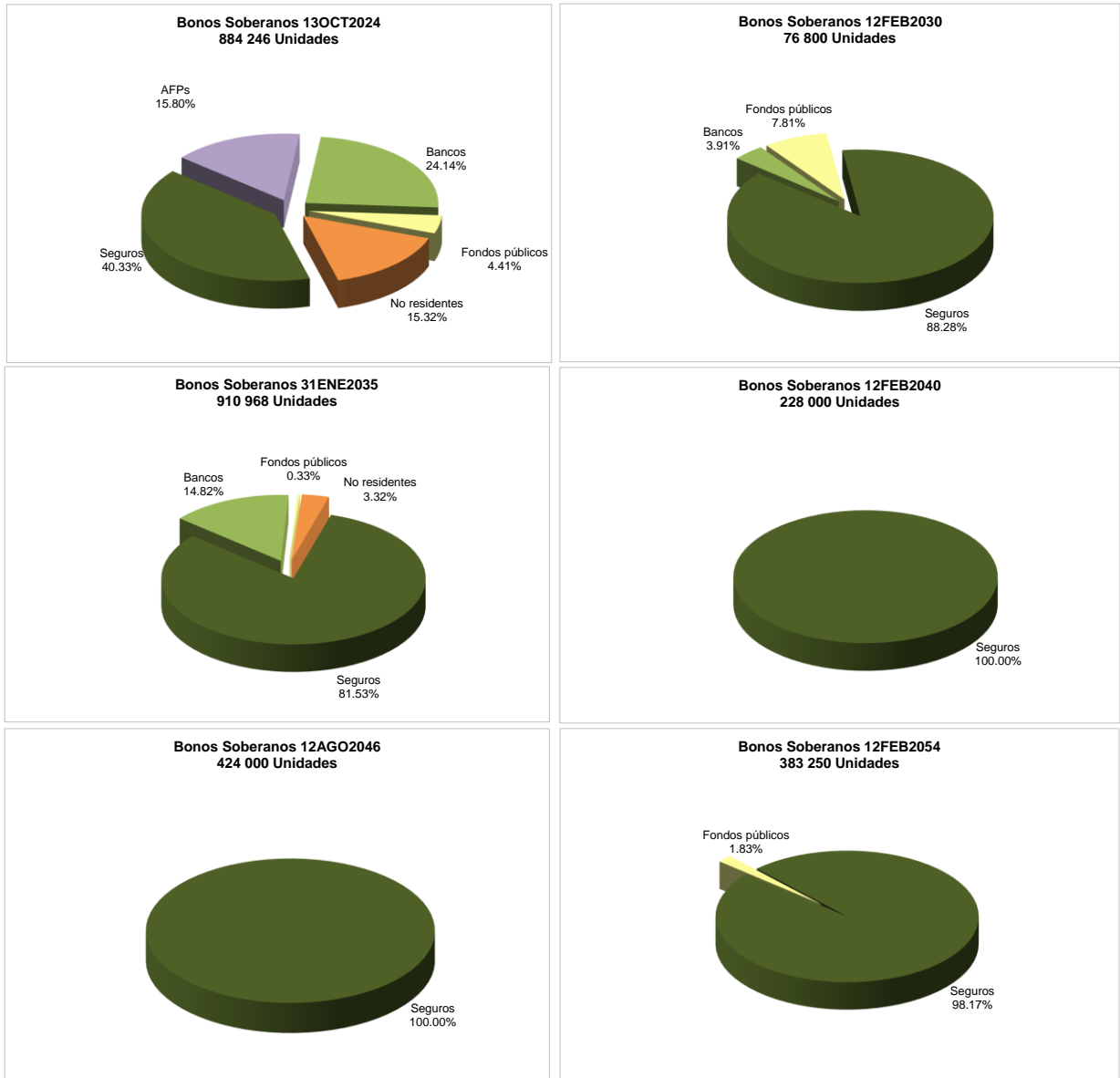
Junio de 2024





RESUMEN GENERAL DE TENENCIAS DE BONOS SOBERANOS Junio de 2024

TENENCIAS POR BONOS EN MONEDA NACIONAL INDEXADA

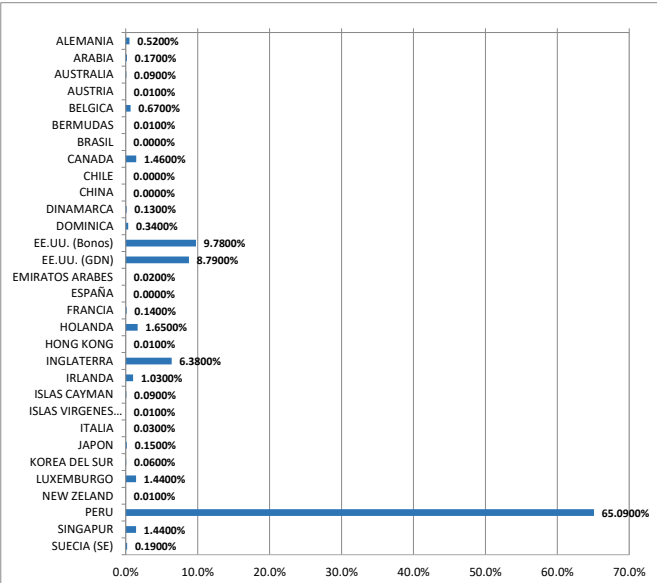




RESUMEN GENERAL DE TENENCIAS DE BONOS SOBERANOS Junio de 2024

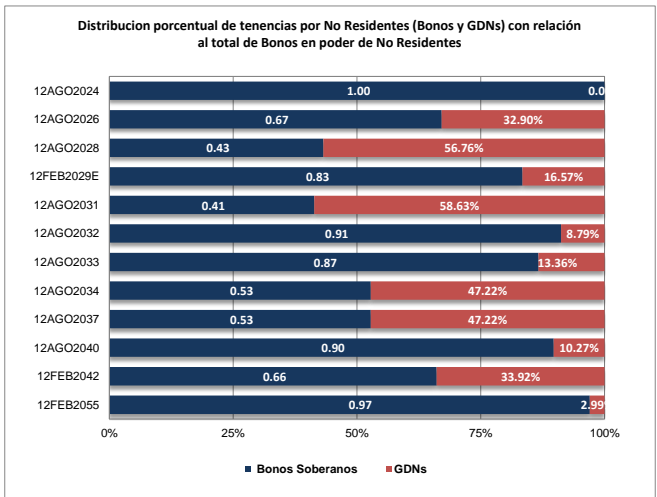
TENENCIAS SEGUN EL PAIS DE ORIGEN DEL TENEDOR

Países	Total Unidades	Total % (a+b)	Tasa Fija % (a)	Tasa VAC % (b)
ALEMANIA	810,868	0.5200%	0.52%	0.00%
ARABIA	267,533	0.1700%	0.17%	0.00%
AUSTRALIA	147,524	0.0900%	0.09%	0.00%
AUSTRIA	5,500	0.0100%	0.01%	0.00%
BELGICA	1,039,027	0.6700%	0.67%	0.00%
BERMUDAS	8	0.0100%	0.01%	0.00%
BRASIL	1,500	0.0000%	0.00%	0.00%
CANADA	2,273,018	1.4600%	1.46%	0.00%
CHILE	6,716	0.0000%	0.00%	0.00%
CHINA	986	0.0000%	0.00%	0.00%
DINAMARCA	206,469	0.1300%	0.13%	0.00%
DOMINICA	534,281	0.3400%	0.34%	0.00%
EE.UU. (Bonos)	15,226,073	9.7800%	9.78%	0.00%
EE.UU. (GDN)	13,689,832	8.7900%	8.76%	0.03%
EMIRATOS ARABES	26,000	0.0200%	0.02%	0.00%
ESPAÑA	190	0.0000%	0.00%	0.00%
FRANCIA	225,616	0.1400%	0.14%	0.00%
HOLANDA	2,574,652	1.6500%	1.65%	0.00%
HONG KONG	21,920	0.0100%	0.01%	0.00%
INGLATERRA	9,934,153	6.3800%	6.30%	0.08%
IRLANDA	1,607,657	1.0300%	1.03%	0.00%
ISLAS CAYMAN	143,033	0.0900%	0.09%	0.00%
ISLAS VIRGENES BRITA	841	0.0100%	0.01%	0.00%
ITALIA	53,075	0.0300%	0.03%	0.00%
JAPON	227,732	0.1500%	0.15%	0.00%
KOREA DEL SUR	89,380	0.0600%	0.06%	0.00%
LUXEMBURGO	2,249,416	1.4400%	1.44%	0.00%
NEW ZELAND	1,740	0.0100%	0.01%	0.00%
PERU	101,362,597	65.0900%	63.33%	1.76%
SINGAPUR	2,240,036	1.4400%	1.44%	0.00%
SUECIA (SE)	300,843	0.1900%	0.19%	0.00%
Total	155,734,531	100.00%	98.13%	1.87%



TENENCIAS DE NO RESIDENTES

Bono	Stock total ^{1/} en unidades	No Residentes		
		Total (a+b)	Bonos Soberanos (a)	GDNs (b)
12AGO2024	4,237,954	0.61%	0.37%	0.24%
04ENE2026A	215,367	0.00%	0.00%	0.00%
12AGO2026	7,041,793	19.94%	13.38%	6.56%
12AGO2028	11,518,546	16.19%	7.00%	9.19%
12FEB2029	30,969	85.57%	85.57%	0.00%
12FEB2029E	17,933,761	25.22%	21.04%	4.18%
12AGO2031	18,747,848	36.91%	15.27%	21.64%
12AGO2032	20,266,832	50.99%	46.51%	4.48%
12AGO2033	17,179,678	45.03%	37.96%	7.07%
12AGO2034	16,511,351	61.40%	53.20%	8.20%
12AGO2037	19,579,701	35.11%	18.53%	16.58%
12AGO2040	11,068,220	29.20%	26.20%	3.00%
12FEB2042	5,032,973	17.13%	11.32%	5.81%
12FEB2055	3,462,274	7.68%	7.45%	0.23%
13OCT2024	884,246	15.32%	15.32%	0.00%
12FEB2030	76,800	0.00%	0.00%	0.00%
31ENE2035	910,968	3.32%	3.32%	0.00%
12FEB2040	228,000	0.00%	0.00%	0.00%
12AGO2046	424,000	0.00%	0.00%	0.00%
12FEB2054	383,250	0.00%	0.00%	0.00%
TOTAL	155,734,531	34.91%	26.12%	8.79%



^{1/} Stock en poder de tenedores Residentes y No Residentes

