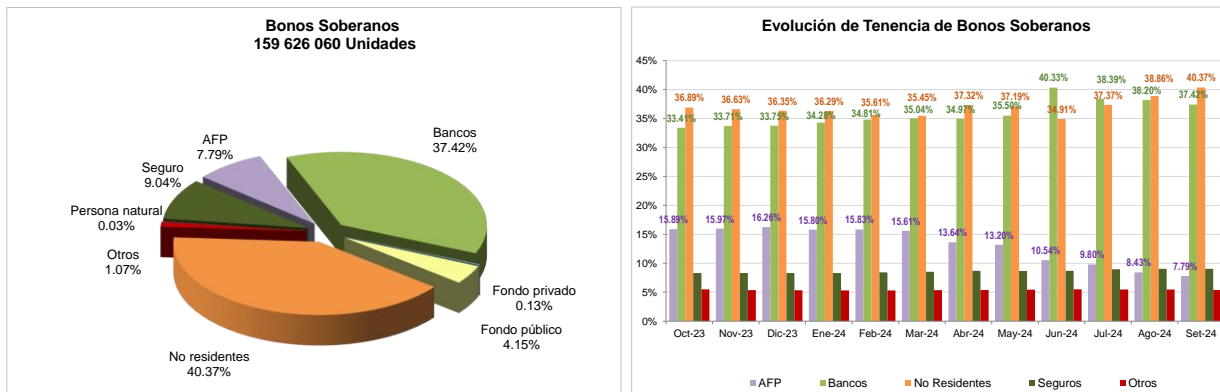


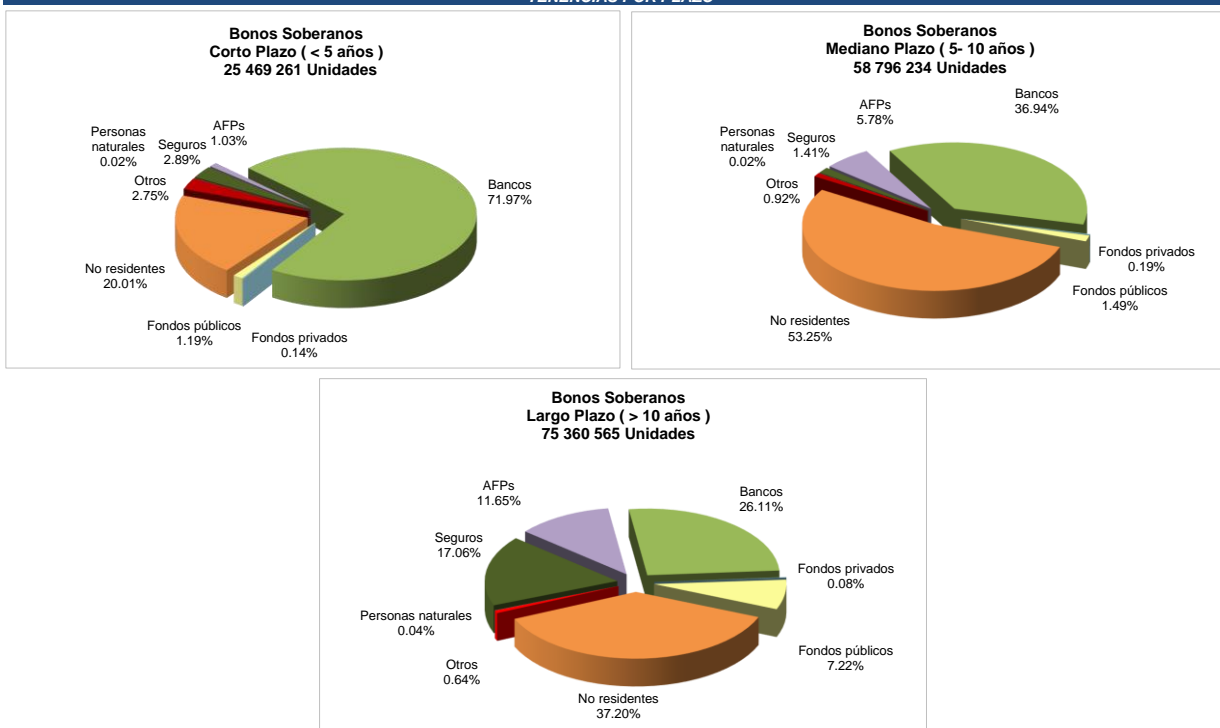
## RESUMEN GENERAL DE TENENCIAS DE BONOS SOBERANOS

### Setiembre de 2024

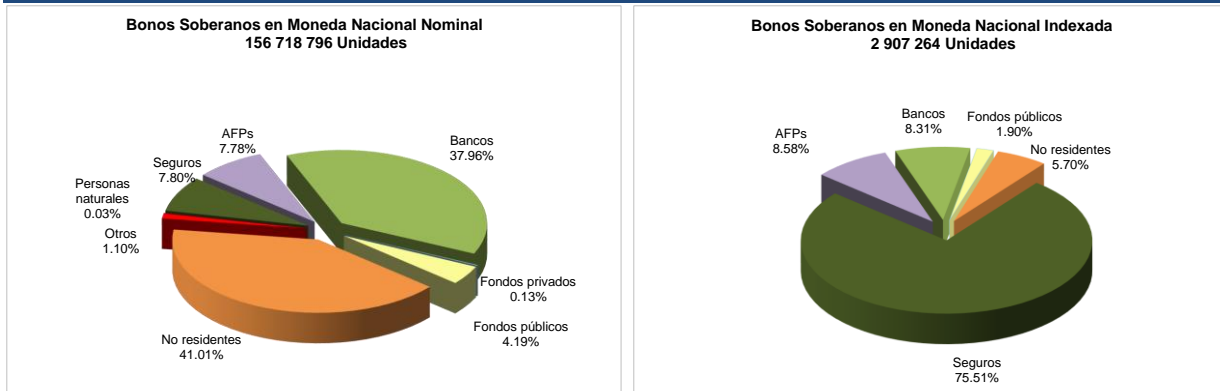
#### TENENCIAS POR INSTITUCIONES



#### TENENCIAS POR PLAZO



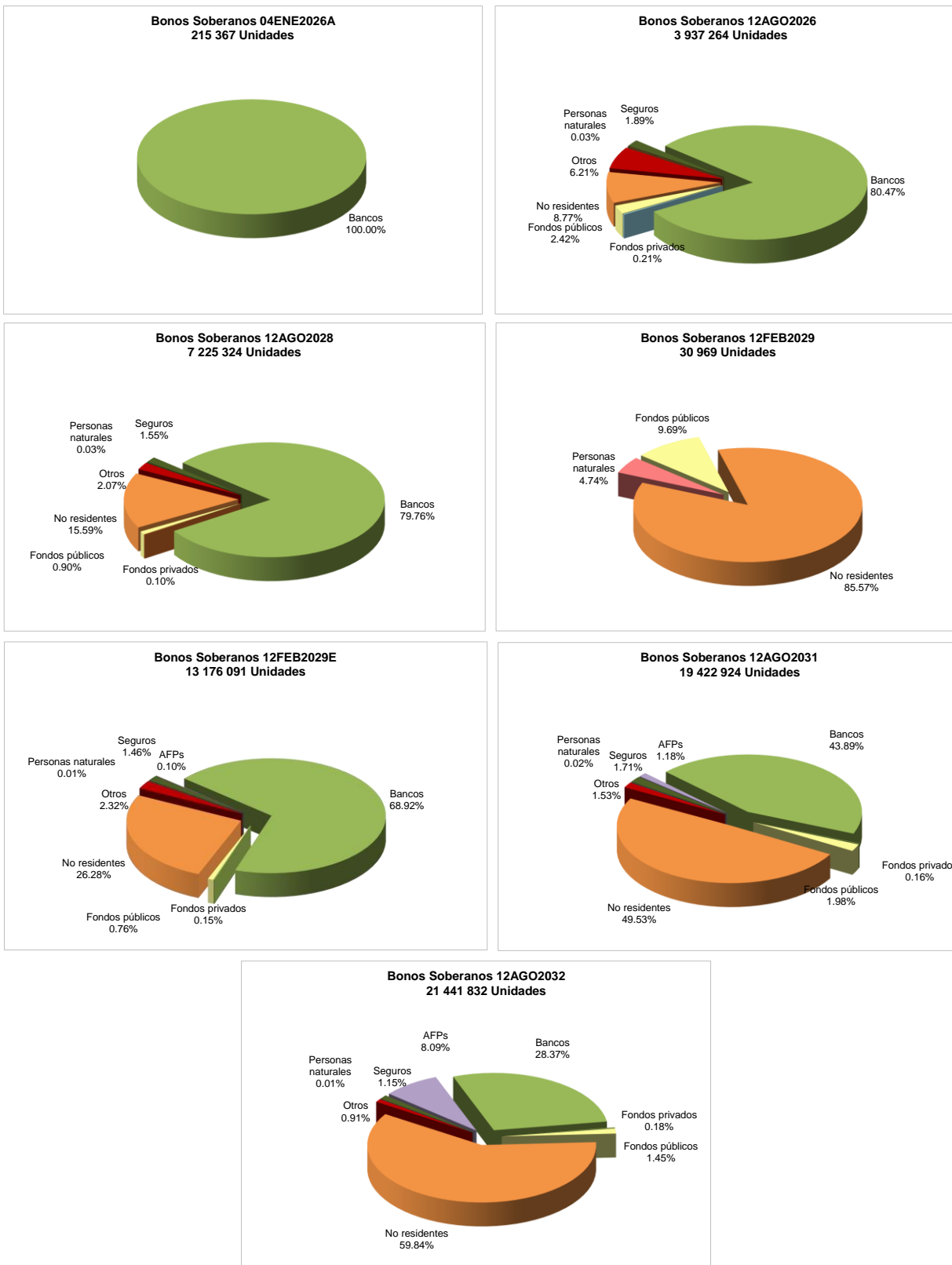
#### TENENCIAS POR BONOS EN MONEDA NACIONAL NOMINAL E INDEXADA



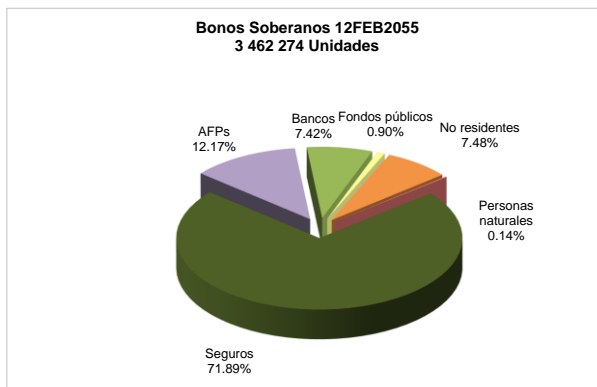
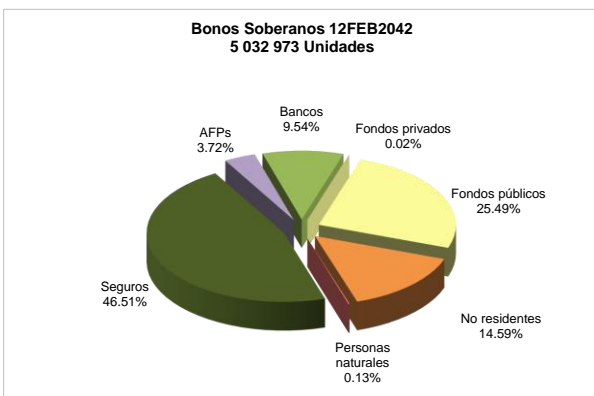
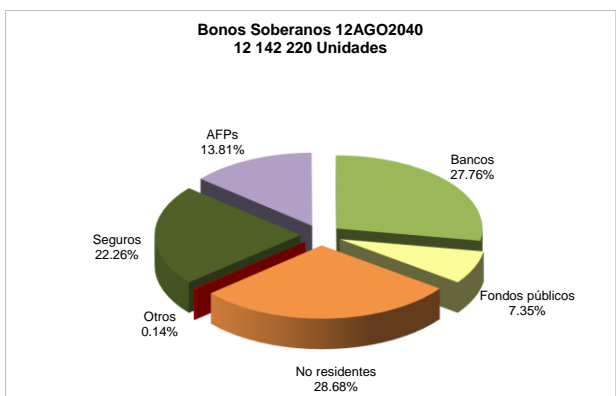
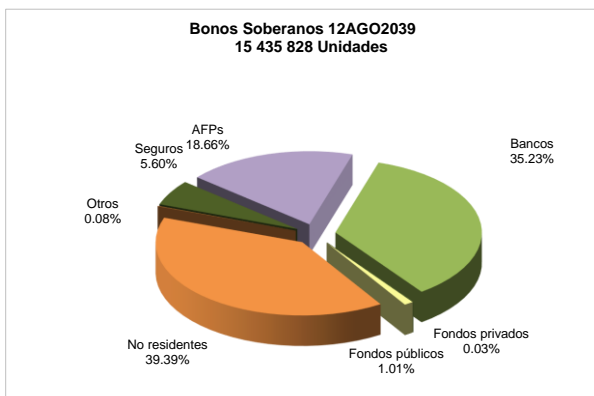
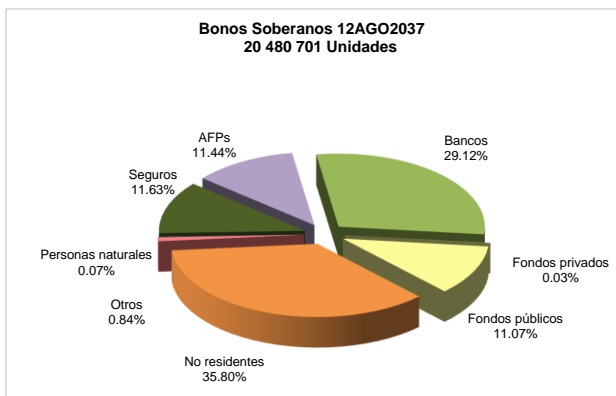
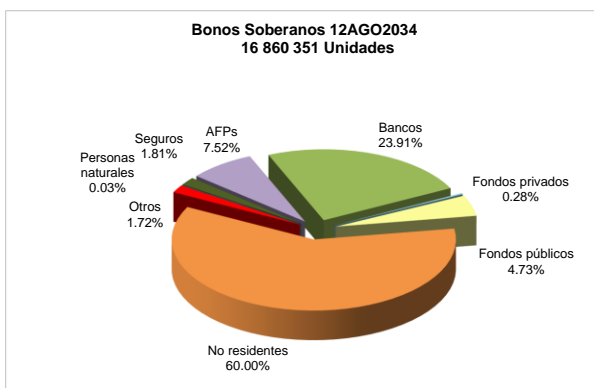
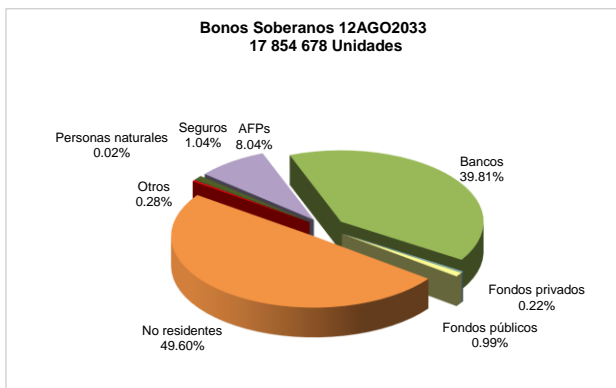
## RESUMEN GENERAL DE TENENCIAS DE BONOS SOBERANOS

### Setiembre de 2024

#### TENENCIAS POR BONOS EN MONEDA NACIONAL NOMINAL



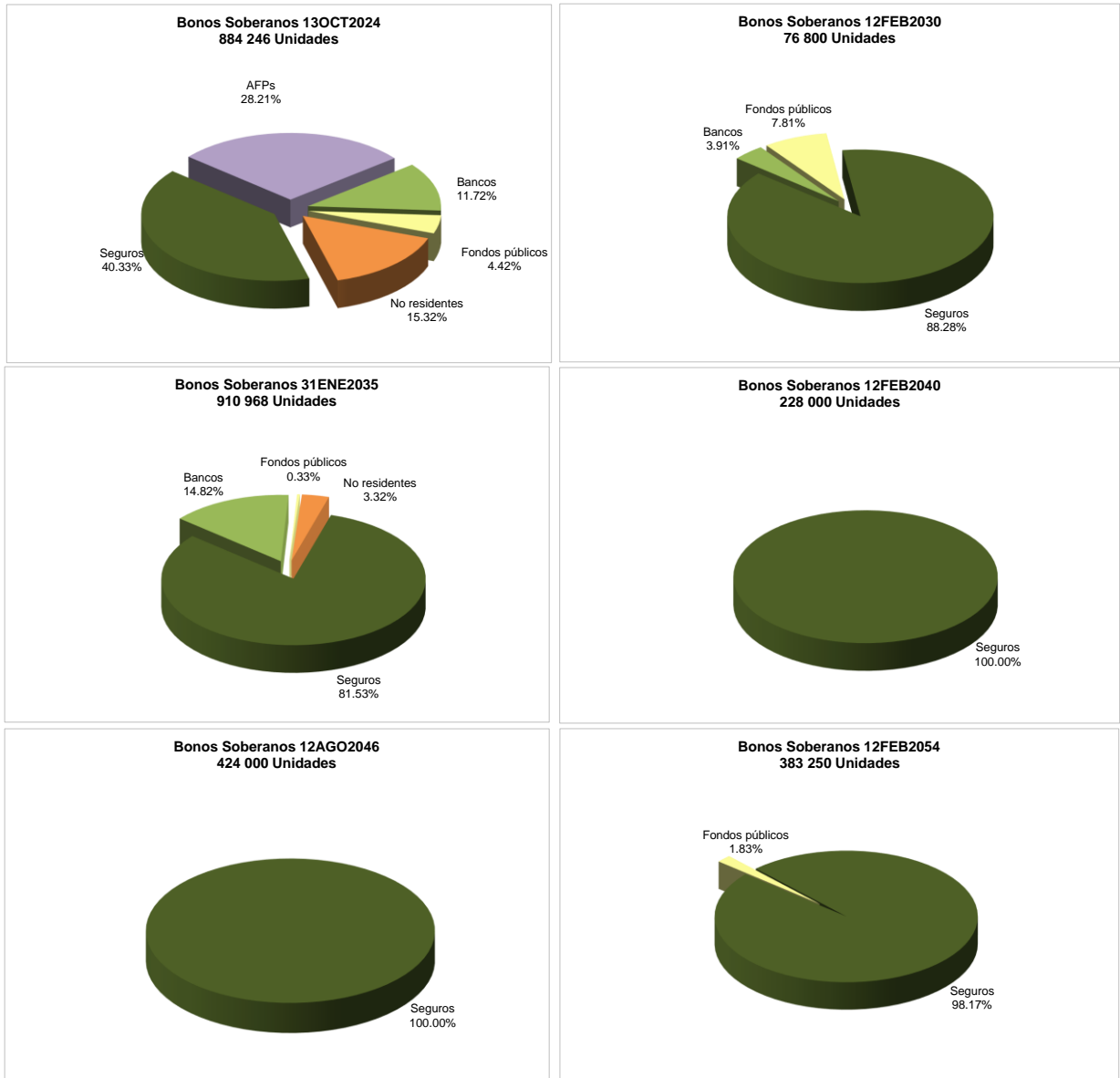
**RESUMEN GENERAL DE TENENCIAS DE BONOS SOBERANOS**  
**Setiembre de 2024**





## RESUMEN GENERAL DE TENENCIAS DE BONOS SOBERANOS Setiembre de 2024

### TENENCIAS POR BONOS EN MONEDA NACIONAL INDEXADA

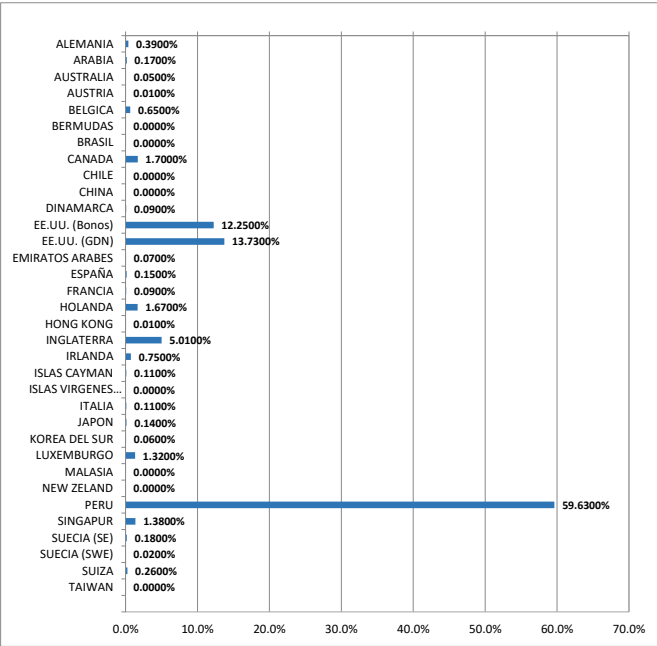


## RESUMEN GENERAL DE TENENCIAS DE BONOS SOBERANOS

### Setiembre de 2024

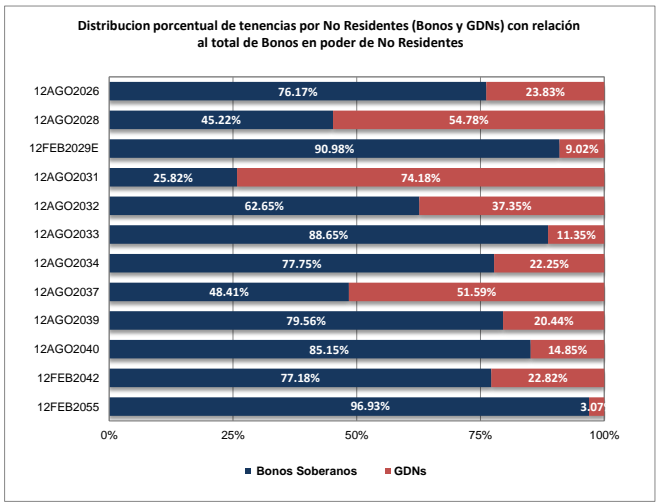
#### TENENCIAS SEGUN EL PAIS DE ORIGEN DEL TENER

Paises	Total Unidades	Total % (a+b)	Tasa Fija % (a)	Tasa VAC % (b)
ALEMANIA	622,141	0.3900%	0.39%	0.00%
ARABIA	278,100	0.1700%	0.17%	0.00%
AUSTRALIA	85,635	0.0500%	0.05%	0.00%
AUSTRIA	3,600	0.0100%	0.01%	0.00%
BELGICA	1,035,305	0.6500%	0.65%	0.00%
BERMUDAS	8	0.0000%	0.00%	0.00%
BRASIL	1,500	0.0000%	0.00%	0.00%
CANADA	2,690,578	1.7000%	1.70%	0.00%
CHILE	6,000	0.0000%	0.00%	0.00%
CHINA	986	0.0000%	0.00%	0.00%
DINAMARCA	148,495	0.0900%	0.09%	0.00%
EE.UU. (Bonos)	19,556,278	12.2500%	12.25%	0.00%
EE.UU. (GDN)	21,915,334	13.7300%	13.73%	0.00%
EMIRATOS ARABES	115,400	0.0700%	0.07%	0.00%
ESPAÑA	244,459	0.1500%	0.15%	0.00%
FRANCIA	143,220	0.0900%	0.09%	0.00%
HOLANDA	2,670,668	1.6700%	1.67%	0.00%
HONG KONG	17,869	0.0100%	0.01%	0.00%
INGLATERRA	7,993,513	5.0100%	4.93%	0.08%
IRLANDA	1,196,708	0.7500%	0.75%	0.00%
ISLAS CAYMAN	167,966	0.1100%	0.11%	0.00%
ISLAS VIRGENES BRITA	841	0.0000%	0.00%	0.00%
ITALIA	169,825	0.1100%	0.11%	0.00%
JAPON	217,775	0.1400%	0.14%	0.00%
KOREA DEL SUR	88,980	0.0600%	0.06%	0.00%
LUXEMBURGO	2,111,533	1.3200%	1.32%	0.00%
MALASIA	163	0.0000%	0.00%	0.00%
NEW ZELAND	3,172	0.0000%	0.00%	0.00%
PERU	95,187,364	59.6300%	57.91%	1.72%
SINGAPUR	2,202,672	1.3800%	1.38%	0.00%
SUECIA (SE)	293,177	0.1800%	0.18%	0.00%
SUECIA (SWE)	33,240	0.0200%	0.02%	0.00%
SUIZA	416,568	0.2600%	0.26%	0.00%
TAIWAN	6,987	0.0000%	0.00%	0.00%
<b>Total</b>	<b>159,626,060</b>	<b>100.00%</b>	<b>98.20%</b>	<b>1.80%</b>



#### TENENCIAS DE NO RESIDENTES

Bono	Stock total <sup>1/</sup> en unidades	No Residentes		
		Total (a+b)	Bonos Soberanos (a)	GDNs (b)
04ENE2026A	215,367	0.00%	0.00%	0.00%
12AGO2026	3,937,264	8.77%	6.68%	2.09%
12AGO2028	7,225,324	15.59%	7.05%	8.54%
12FEB2029	30,969	85.57%	85.57%	0.00%
12FEB2029E	13,176,091	26.28%	23.91%	2.37%
12AGO2031	19,422,924	49.53%	12.79%	36.74%
12AGO2032	21,441,832	59.84%	37.49%	22.35%
12AGO2033	17,854,678	49.60%	43.97%	5.63%
12AGO2034	16,860,351	60.00%	46.65%	13.35%
12AGO2037	20,480,701	35.80%	17.33%	18.47%
12AGO2039	15,435,828	39.39%	31.34%	8.05%
12AGO2040	12,142,220	28.68%	24.42%	4.26%
12FEB2042	5,032,973	14.59%	11.26%	3.33%
12FEB2055	3,462,274	7.48%	7.25%	0.23%
13OCT2024	884,246	15.32%	15.32%	0.00%
12FEB2030	76,800	0.00%	0.00%	0.00%
31ENE2035	910,968	3.32%	3.32%	0.00%
12FEB2040	228,000	0.00%	0.00%	0.00%
12AGO2046	424,000	0.00%	0.00%	0.00%
12FEB2054	383,250	0.00%	0.00%	0.00%
<b>TOTAL</b>	<b>159,626,060</b>	<b>40.37%</b>	<b>31.79%</b>	<b>8.58%</b>



<sup>1/</sup> Stock en poder de tenedores Residentes y No Residentes

