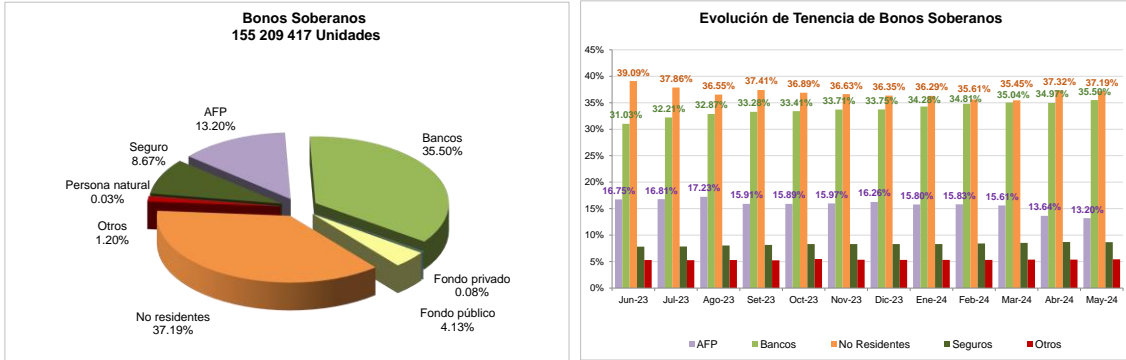
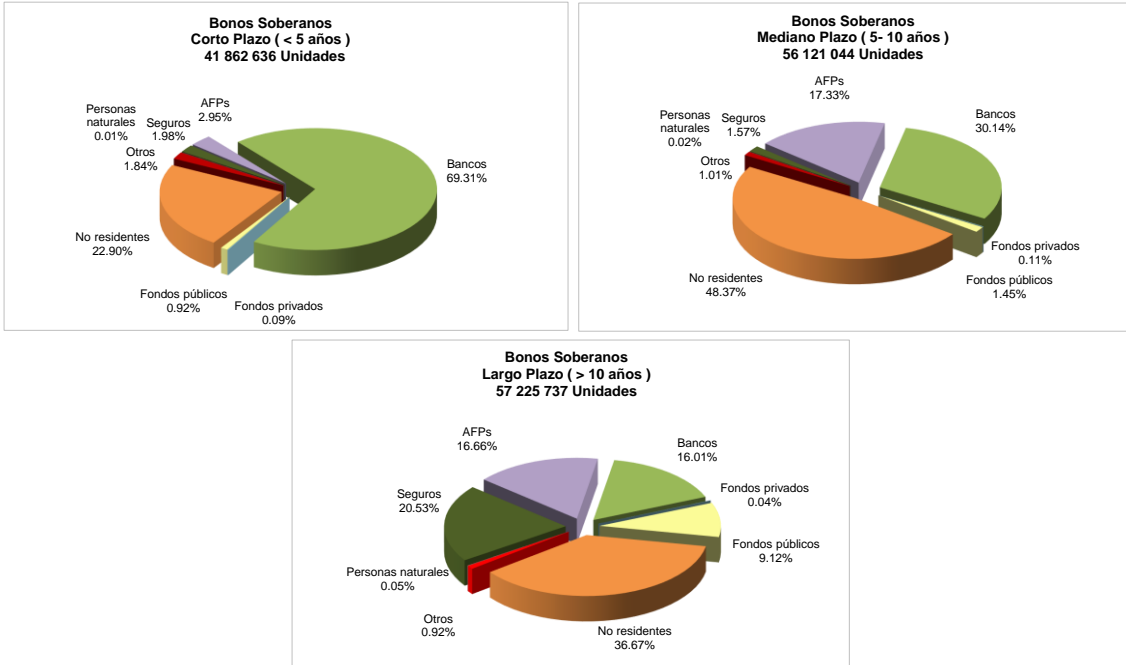


RESUMEN GENERAL DE TENENCIAS DE BONOS SOBERANOS Mayo de 2024

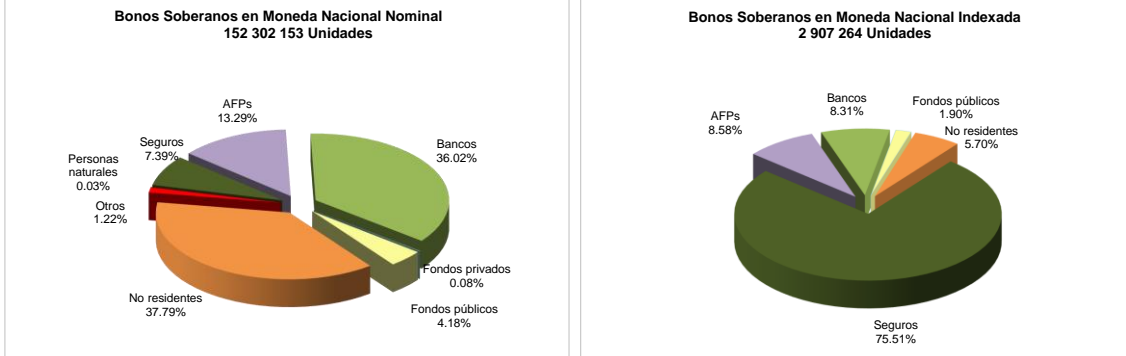
TENENCIAS POR INSTITUCIONES



TENENCIAS POR PLAZO



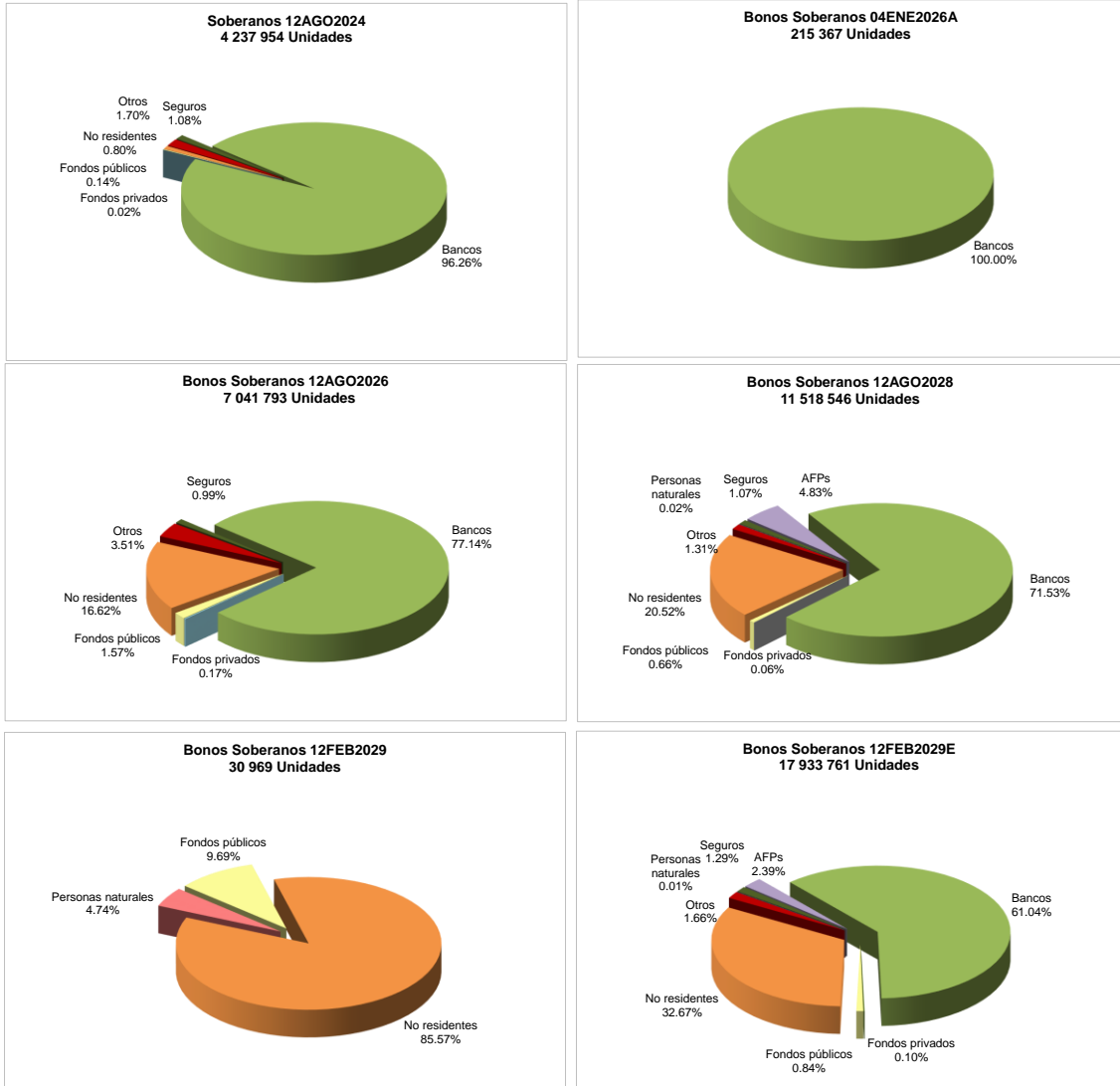
TENENCIAS POR BONOS EN MONEDA NACIONAL NOMINAL E INDEXADA



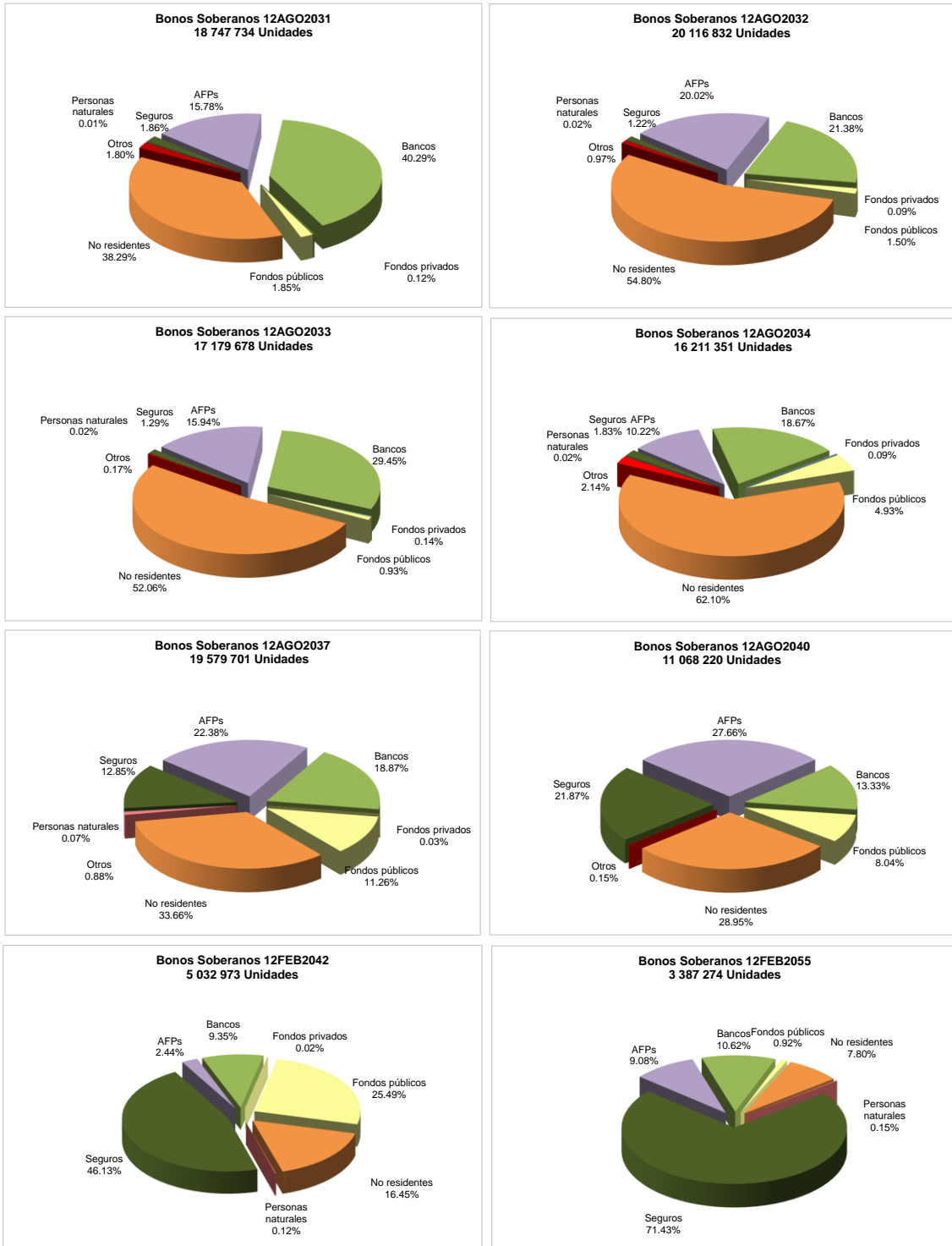
RESUMEN GENERAL DE TENENCIAS DE BONOS SOBERANOS

Mayo de 2024

TENENCIAS POR BONOS EN MONEDA NACIONAL NOMINAL

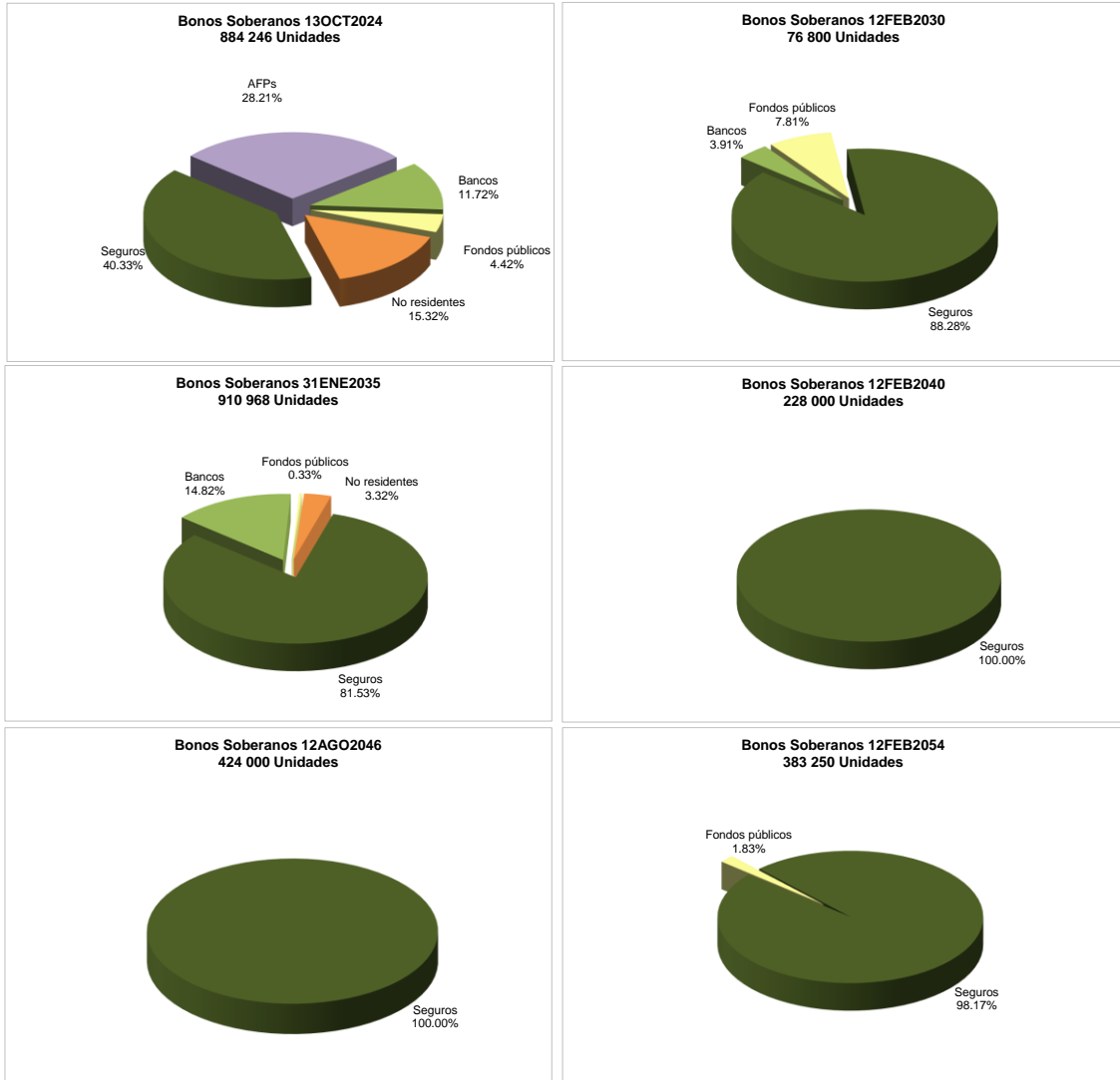


RESUMEN GENERAL DE TENENCIAS DE BONOS SOBERANOS Mayo de 2024



RESUMEN GENERAL DE TENENCIAS DE BONOS SOBERANOS Mayo de 2024

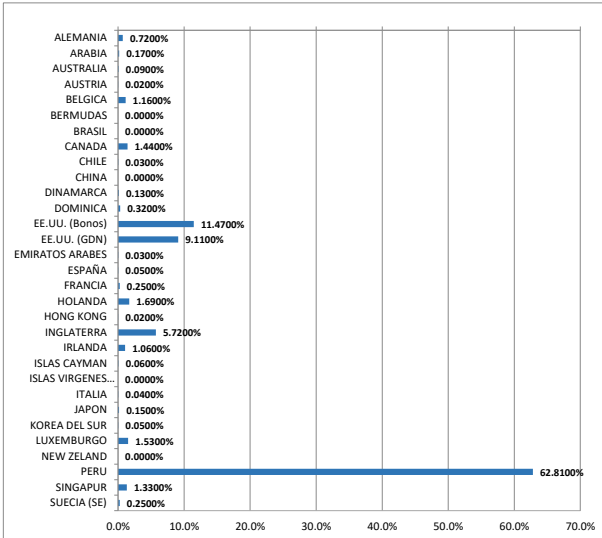
TENENCIAS POR BONOS EN MONEDA NACIONAL INDEXADA



RESUMEN GENERAL DE TENENCIAS DE BONOS SOBERANOS Mayo de 2024

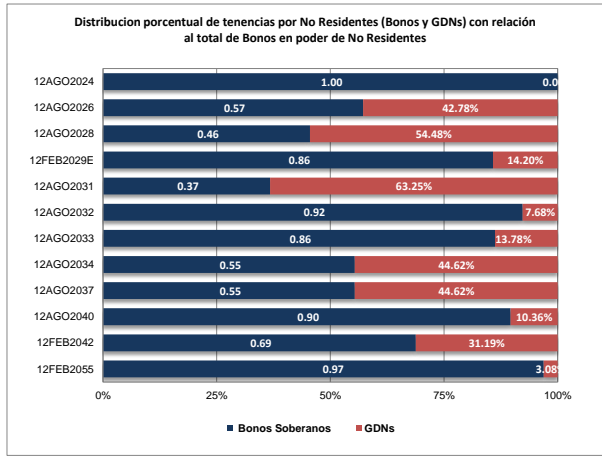
TENENCIAS SEGUN EL PAIS DE ORIGEN DEL TENEDOR

Países	Total Unidades	Total % (a+b)	Tasa Fija % (a)	Tasa VAC % (b)
ALEMANIA	1,121,651	0.7200%	0.72%	0.00%
ARABIA	267,533	0.1700%	0.17%	0.00%
AUSTRALIA	143,709	0.0900%	0.09%	0.00%
AUSTRIA	15,500	0.0200%	0.02%	0.00%
BÉLGICA	1,800,012	1.1600%	1.16%	0.00%
BERMUDAS	8	0.0000%	0.00%	0.00%
BRASIL	1,500	0.0000%	0.00%	0.00%
CANADA	2,231,713	1.4400%	1.44%	0.00%
CHILE	45,098	0.0300%	0.03%	0.00%
CHINA	986	0.0000%	0.00%	0.00%
DINAMARCA	208,912	0.1300%	0.13%	0.00%
DOMINICA	493,726	0.3200%	0.29%	0.03%
EE.UU. (Bonos)	17,809,224	11.4700%	11.47%	0.00%
EE.UU. (GDN)	14,136,008	9.1100%	9.08%	0.03%
EMIRATOS ARABES	46,000	0.0300%	0.03%	0.00%
ESPAÑA	80,580	0.0500%	0.05%	0.00%
FRANCIA	380,775	0.2500%	0.25%	0.00%
HOLANDA	2,625,867	1.6900%	1.69%	0.00%
HONG KONG	25,929	0.0200%	0.02%	0.00%
INGLATERRA	8,869,177	5.7200%	5.64%	0.08%
IRLANDA	1,649,733	1.0600%	1.06%	0.00%
ISLAS CAYMAN	97,538	0.0600%	0.06%	0.00%
ISLAS VIRGENES BRITA	841	0.0000%	0.00%	0.00%
ITALIA	56,575	0.0400%	0.04%	0.00%
JAPON	227,895	0.1500%	0.15%	0.00%
KOREA DEL SUR	70,380	0.0500%	0.05%	0.00%
LUXEMBURGO	2,374,862	1.5300%	1.53%	0.00%
NEW ZELAND	1,740	0.0000%	0.00%	0.00%
PERU	97,491,115	62.8100%	61.04%	1.77%
SINGAPUR	2,069,781	1.3300%	1.33%	0.00%
SUECIA (SE)	384,243	0.2500%	0.25%	0.00%
Total	155,209,417	100.00%	98.09%	1.91%



TENENCIAS DE NO RESIDENTES

Bono	Stock total ^{1/} en unidades	No Residentes		
		Total (a+b)	Bonos Soberanos (a)	GDNs (b)
12AGO2024	4,237,954	0.80%	0.56%	0.24%
04ENE2026A	215,367	0.00%	0.00%	0.00%
12AGO2026	7,041,793	16.62%	9.51%	7.11%
12AGO2028	11,518,546	20.52%	9.34%	11.18%
12FEB2029	30,969	85.57%	85.57%	0.00%
12FEB2029E	17,933,761	32.67%	28.03%	4.64%
12AGO2031	18,747,734	38.29%	14.07%	24.22%
12AGO2032	20,116,832	54.80%	50.59%	4.21%
12AGO2033	17,179,678	52.06%	45.13%	6.93%
12AGO2034	16,211,351	62.10%	53.54%	8.56%
12AGO2037	19,579,701	33.66%	18.64%	15.02%
12AGO2040	11,068,220	28.95%	25.95%	3.00%
12FEB2042	5,032,973	16.45%	11.32%	5.13%
12FEB2055	3,387,274	7.80%	7.56%	0.24%
13OCT2024	884,246	15.32%	15.32%	0.00%
12FEB2030	76,800	0.00%	0.00%	0.00%
31ENE2035	910,968	3.32%	3.32%	0.00%
12FEB2040	228,000	0.00%	0.00%	0.00%
12AGO2046	424,000	0.00%	0.00%	0.00%
12FEB2054	383,250	0.00%	0.00%	0.00%
TOTAL	155,209,417	37.19%	30.15%	7.04%



^{1/} Stock en poder de tenedores Residentes y No Residentes

