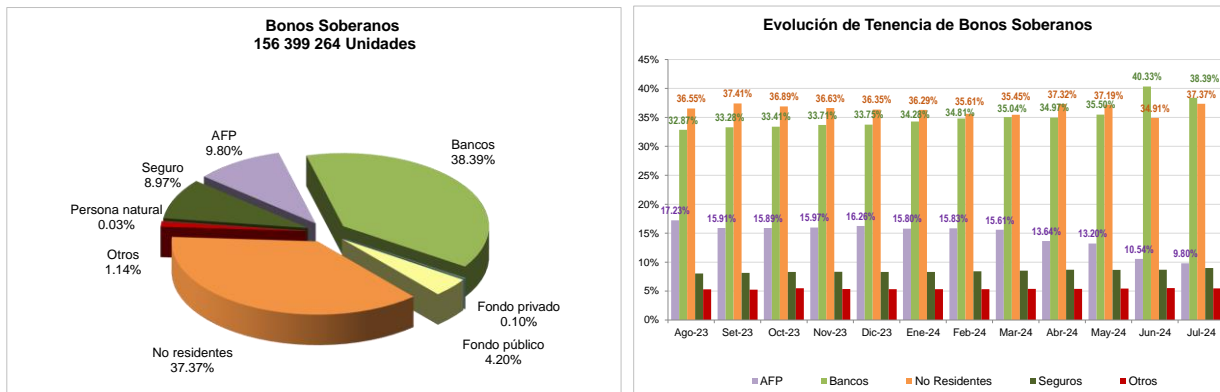


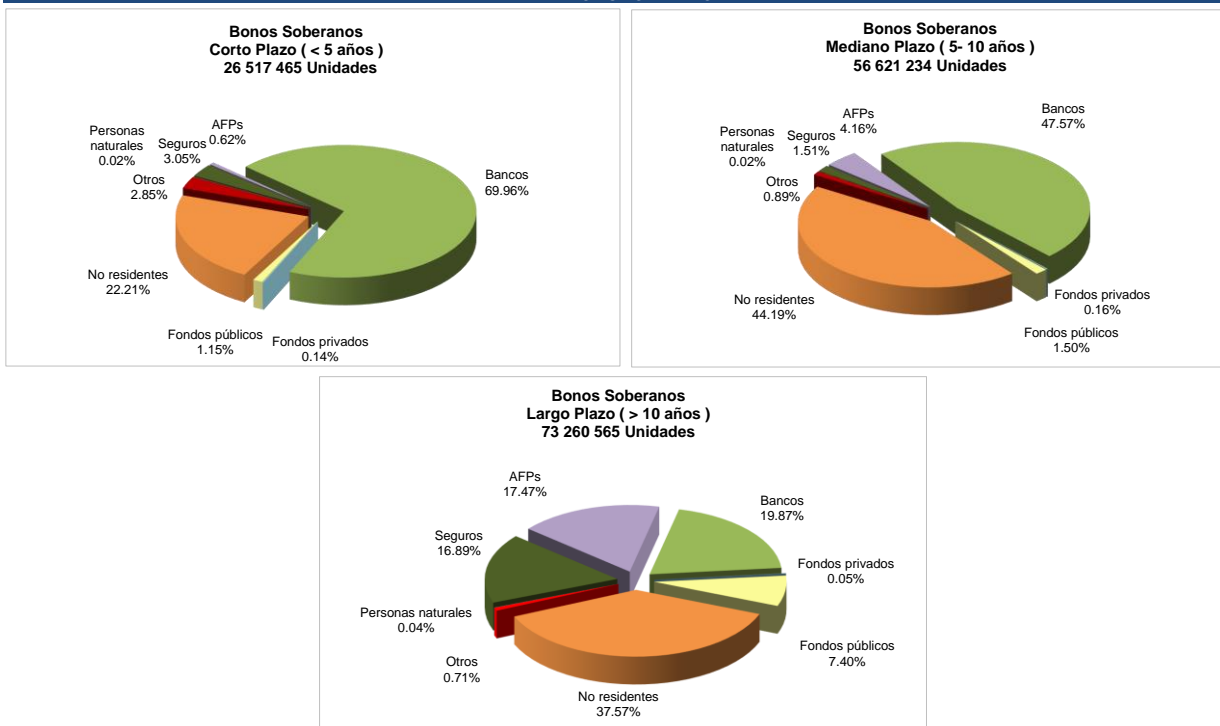
## RESUMEN GENERAL DE TENENCIAS DE BONOS SOBERANOS

### Julio de 2024

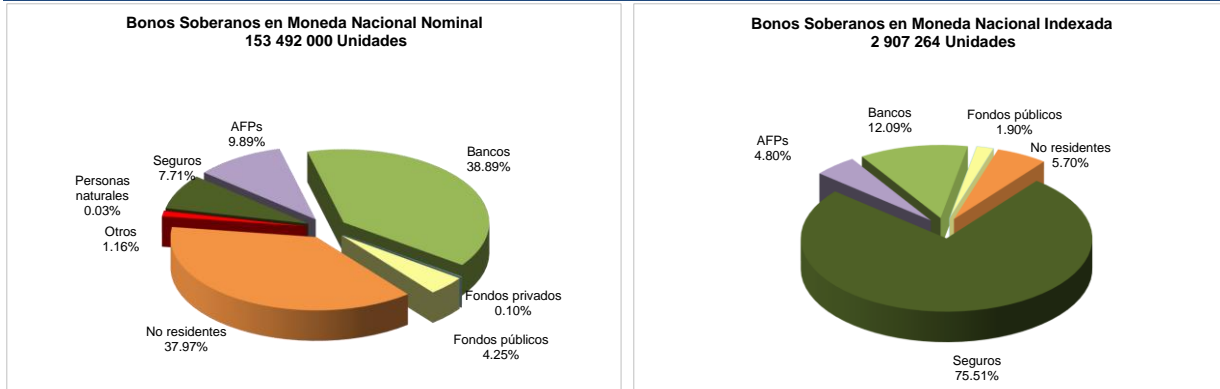
#### TENENCIAS POR INSTITUCIONES



#### TENENCIAS POR PLAZO



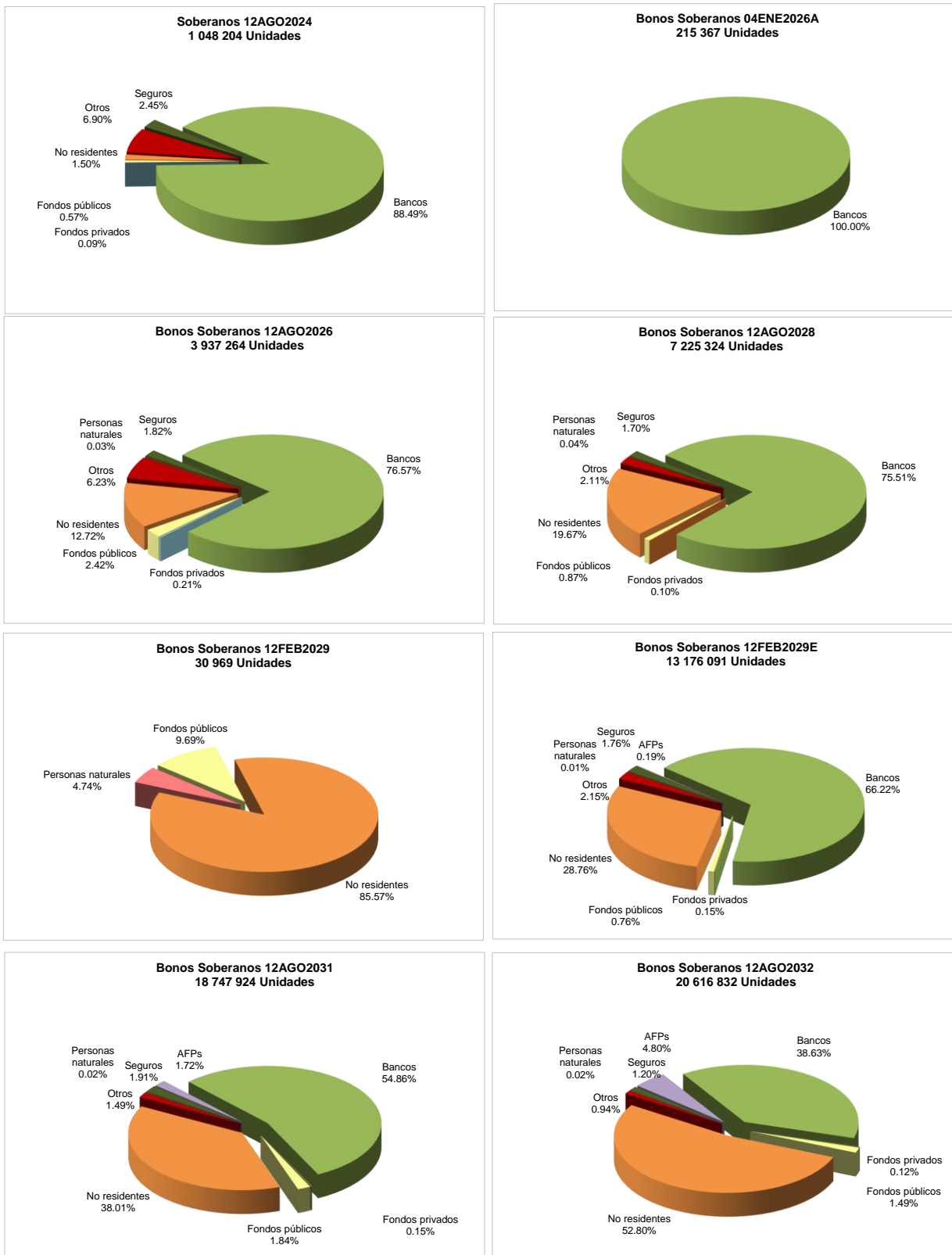
#### TENENCIAS POR BONOS EN MONEDA NACIONAL NOMINAL E INDEXADA



## RESUMEN GENERAL DE TENENCIAS DE BONOS SOBERANOS

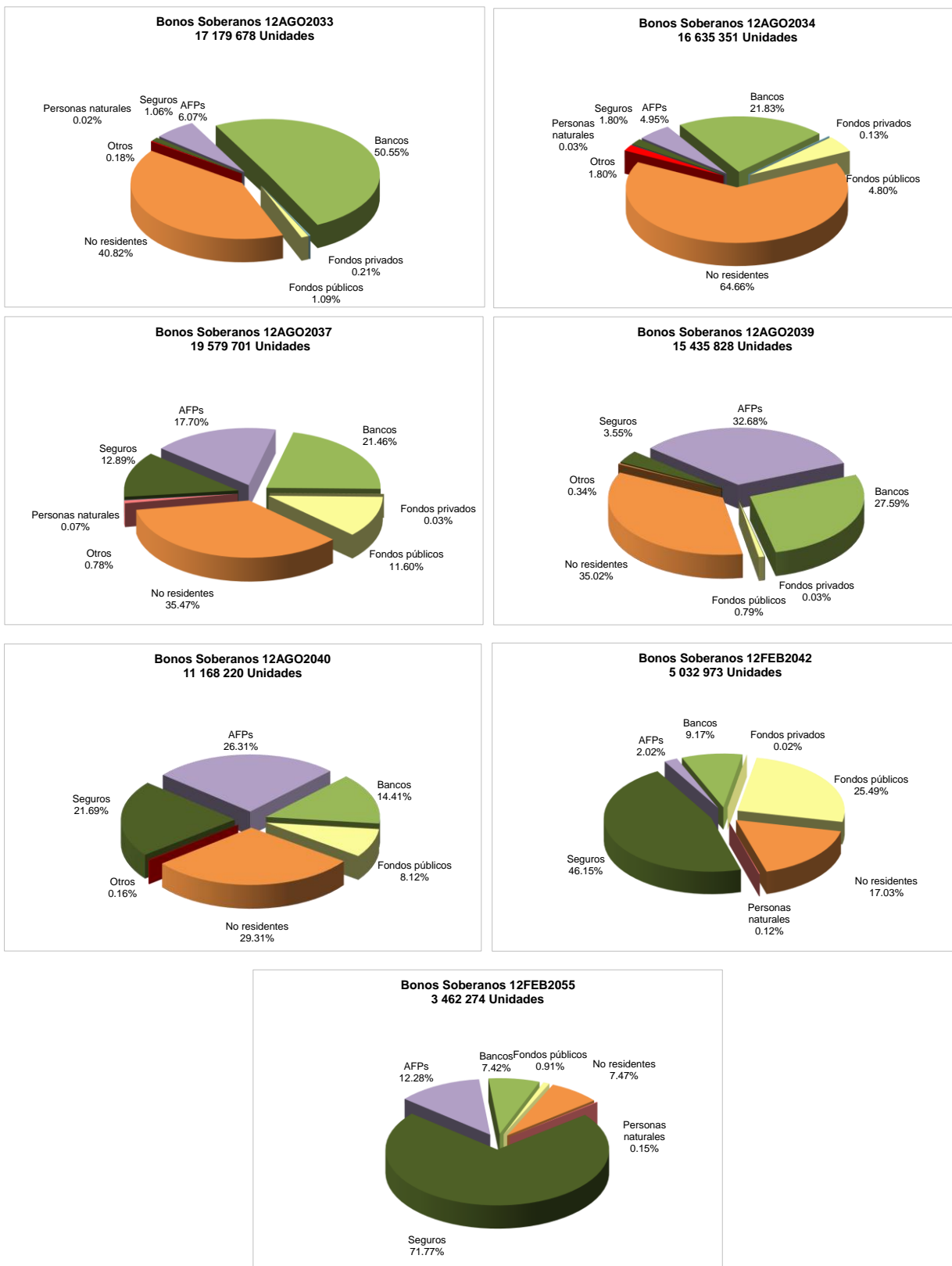
### Julio de 2024

#### TENENCIAS POR BONOS EN MONEDA NACIONAL NOMINAL



## RESUMEN GENERAL DE TENENCIAS DE BONOS SOBERANOS

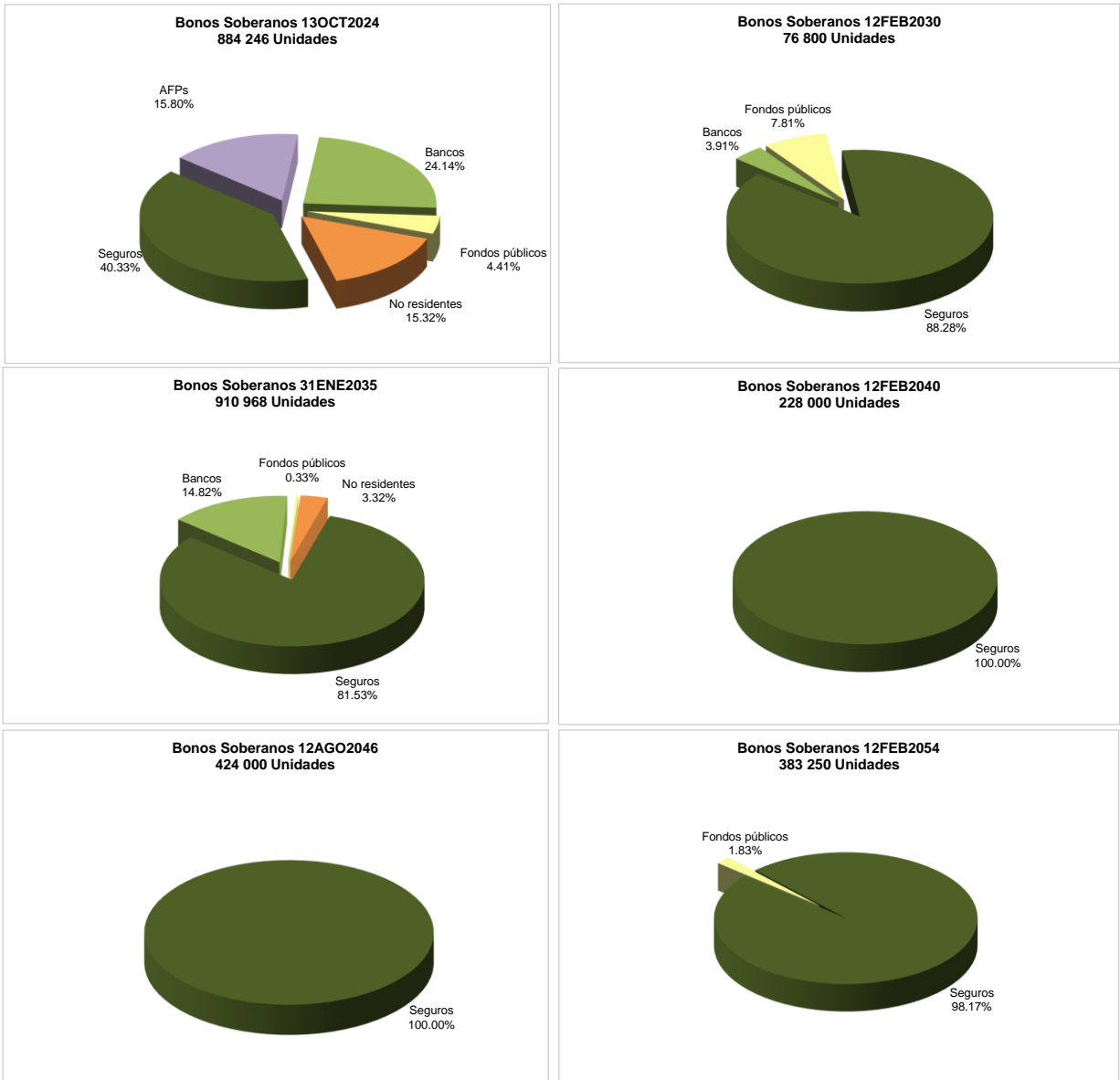
### Julio de 2024





## RESUMEN GENERAL DE TENENCIAS DE BONOS SOBERANOS Julio de 2024

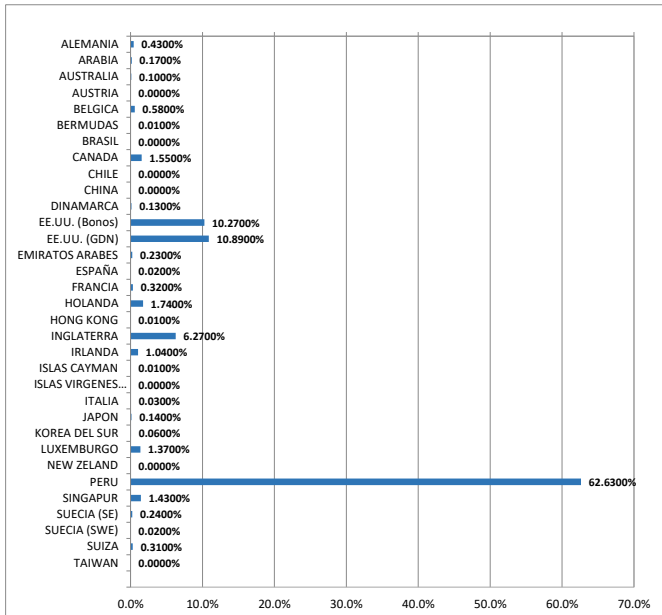
### TENENCIAS POR BONOS EN MONEDA NACIONAL INDEXADA



## RESUMEN GENERAL DE TENENCIAS DE BONOS SOBERANOS Julio de 2024

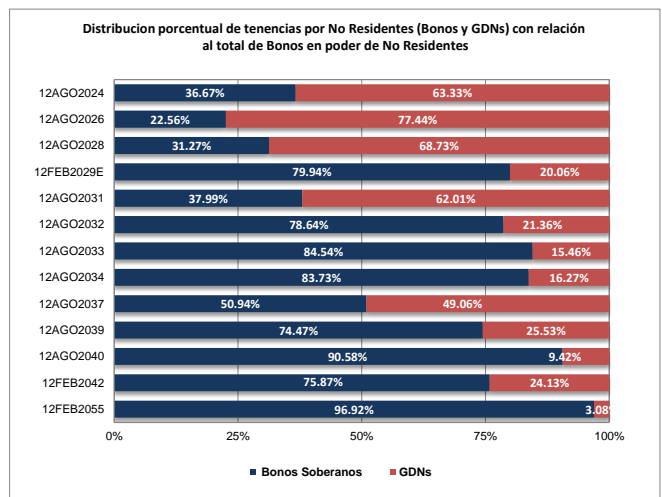
### TENENCIAS SEGUN EL PAIS DE ORIGEN DEL TENEDOR

Países	Total Unidades	Tasa Fija %		
		Total % (a+b)	(a)	Tasa VAC % (b)
ALEMANIA	666,196	0.4300%	0.43%	0.00%
ARABIA	267,533	0.1700%	0.17%	0.00%
AUSTRALIA	150,218	0.1000%	0.10%	0.00%
AUSTRIA	5,500	0.0000%	0.00%	0.00%
BELGICA	907,936	0.5800%	0.58%	0.00%
BERMUDAS	8	0.0100%	0.01%	0.00%
BRASIL	1,500	0.0000%	0.00%	0.00%
CANADA	2,417,435	1.5500%	1.55%	0.00%
CHILE	6,000	0.0000%	0.00%	0.00%
CHINA	986	0.0000%	0.00%	0.00%
DINAMARCA	206,469	0.1300%	0.13%	0.00%
EE.UU. (Bonos)	16,070,249	10.2700%	10.27%	0.00%
EE.UU. (GDN)	17,024,236	10.8900%	10.89%	0.00%
EMIRATOS ARABES	365,000	0.2300%	0.23%	0.00%
ESPAÑA	35,297	0.0200%	0.02%	0.00%
FRANCIA	500,171	0.3200%	0.32%	0.00%
HOLANDA	2,713,811	1.7400%	1.74%	0.00%
HONG KONG	22,440	0.0100%	0.01%	0.00%
INGLATERRA	9,799,886	6.2700%	6.19%	0.08%
IRLANDA	1,621,674	1.0400%	1.04%	0.00%
ISLAS CAYMAN	10,873	0.0100%	0.01%	0.00%
ISLAS VIRGENES BRITA	841	0.0000%	0.00%	0.00%
ITALIA	54,075	0.0300%	0.03%	0.00%
JAPON	220,914	0.1400%	0.14%	0.00%
KOREA DEL SUR	88,980	0.0600%	0.06%	0.00%
LUXEMBURGO	2,144,943	1.3700%	1.37%	0.00%
NEW ZELAND	3,172	0.0000%	0.00%	0.00%
PERU	97,959,447	62.6300%	60.88%	1.75%
SINGAPUR	2,236,404	1.4300%	1.43%	0.00%
SUECIA (SE)	376,443	0.2400%	0.24%	0.00%
SUECIA (SWE)	33,240	0.0200%	0.02%	0.00%
SUIZA	480,400	0.3100%	0.31%	0.00%
TAIWAN	6,987	0.0000%	0.00%	0.00%
<b>Total</b>	<b>156,399,264</b>	<b>100.00%</b>	<b>98.17%</b>	<b>1.83%</b>



### TENENCIAS DE NO RESIDENTES

Bono	Stock total <sup>1/</sup> en unidades	No Residentes		
		Total (a+b)	Bonos Soberanos (a)	GDNs (b)
12AGO2024	1,048,204	1.50%	0.55%	0.95%
04ENE2026A	215,367	0.00%	0.00%	0.00%
12AGO2026	3,937,264	12.72%	2.87%	9.85%
12AGO2028	7,225,324	19.67%	6.15%	13.52%
12FEB2029	30,969	85.57%	85.57%	0.00%
12FEB2029E	13,176,091	28.76%	22.99%	5.77%
12AGO2031	18,747,924	38.01%	14.44%	23.57%
12AGO2032	20,616,832	52.80%	41.52%	11.28%
12AGO2033	17,179,678	40.82%	34.51%	6.31%
12AGO2034	16,635,351	64.66%	54.14%	10.52%
12AGO2037	19,579,701	35.47%	18.07%	17.40%
12AGO2039	15,435,828	35.02%	26.08%	8.94%
12AGO2040	11,168,220	29.31%	26.55%	2.76%
12FEB2042	5,032,973	17.03%	12.92%	4.11%
12FEB2055	3,462,274	7.47%	7.24%	0.23%
13OCT2024	884,246	15.32%	15.32%	0.00%
12FEB2030	76,800	0.00%	0.00%	0.00%
31ENE2035	910,968	3.32%	3.32%	0.00%
12FEB2040	228,000	0.00%	0.00%	0.00%
12AGO2046	424,000	0.00%	0.00%	0.00%
12FEB2054	383,250	0.00%	0.00%	0.00%
<b>TOTAL</b>	<b>156,399,264</b>	<b>37.37%</b>	<b>28.62%</b>	<b>8.75%</b>



<sup>1/</sup> Stock en poder de tenedores Residentes y No Residentes

