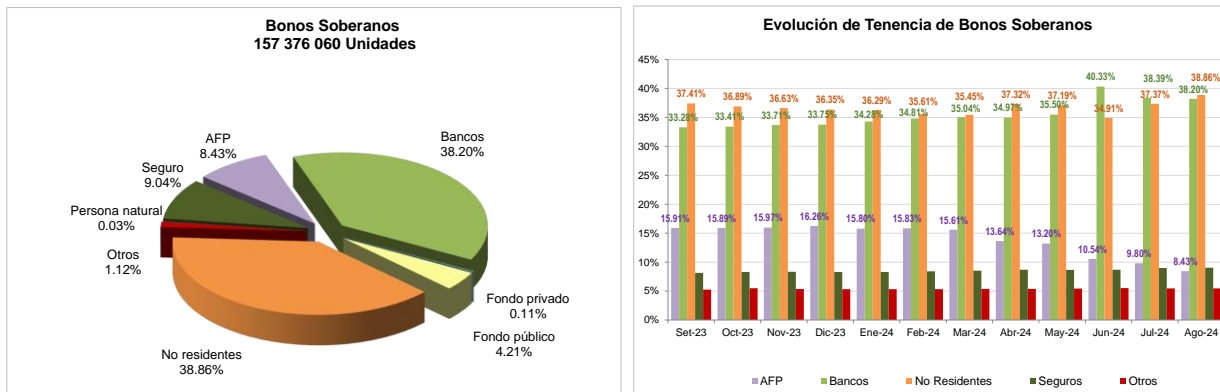


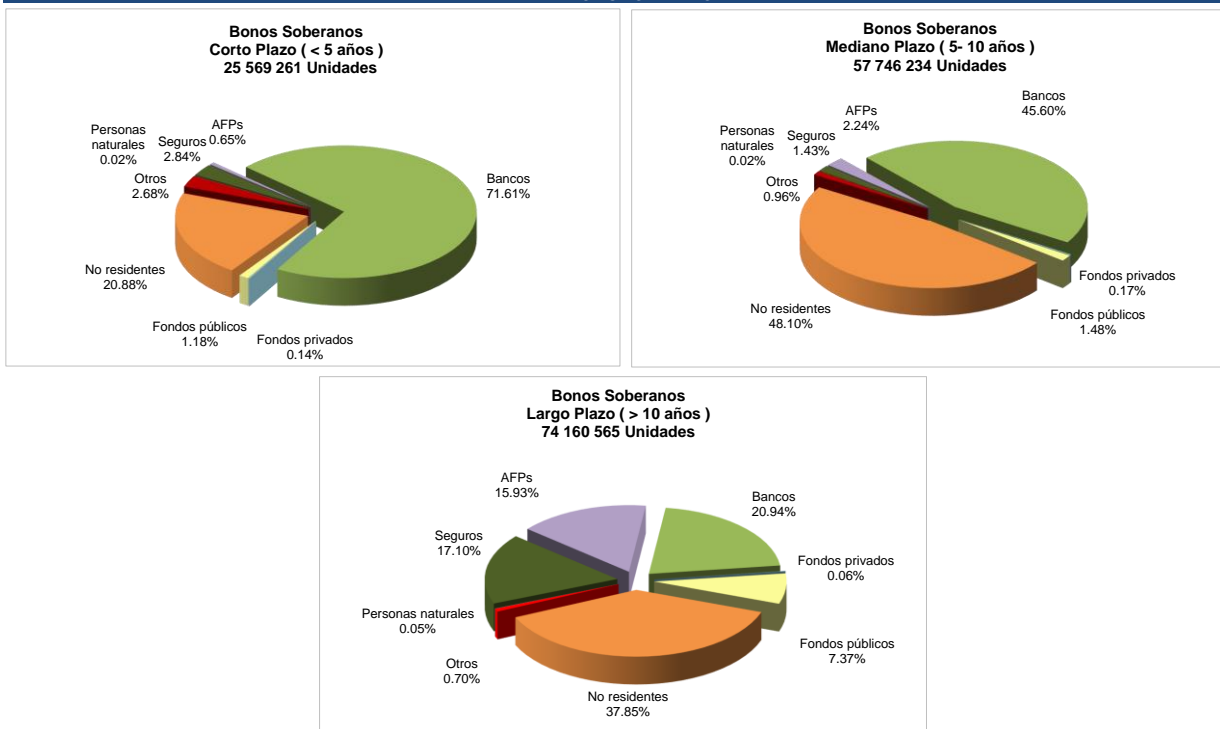
RESUMEN GENERAL DE TENENCIAS DE BONOS SOBERANOS

Agosto de 2024

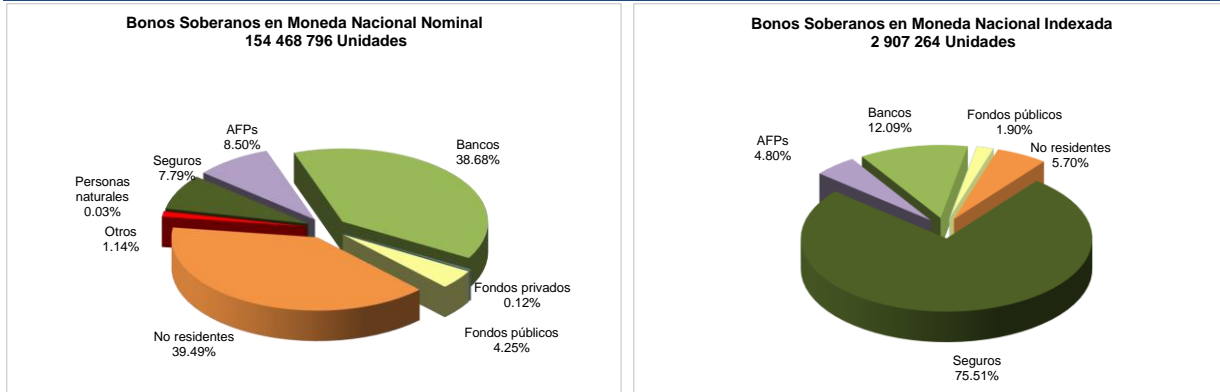
TENENCIAS POR INSTITUCIONES



TENENCIAS POR PLAZO



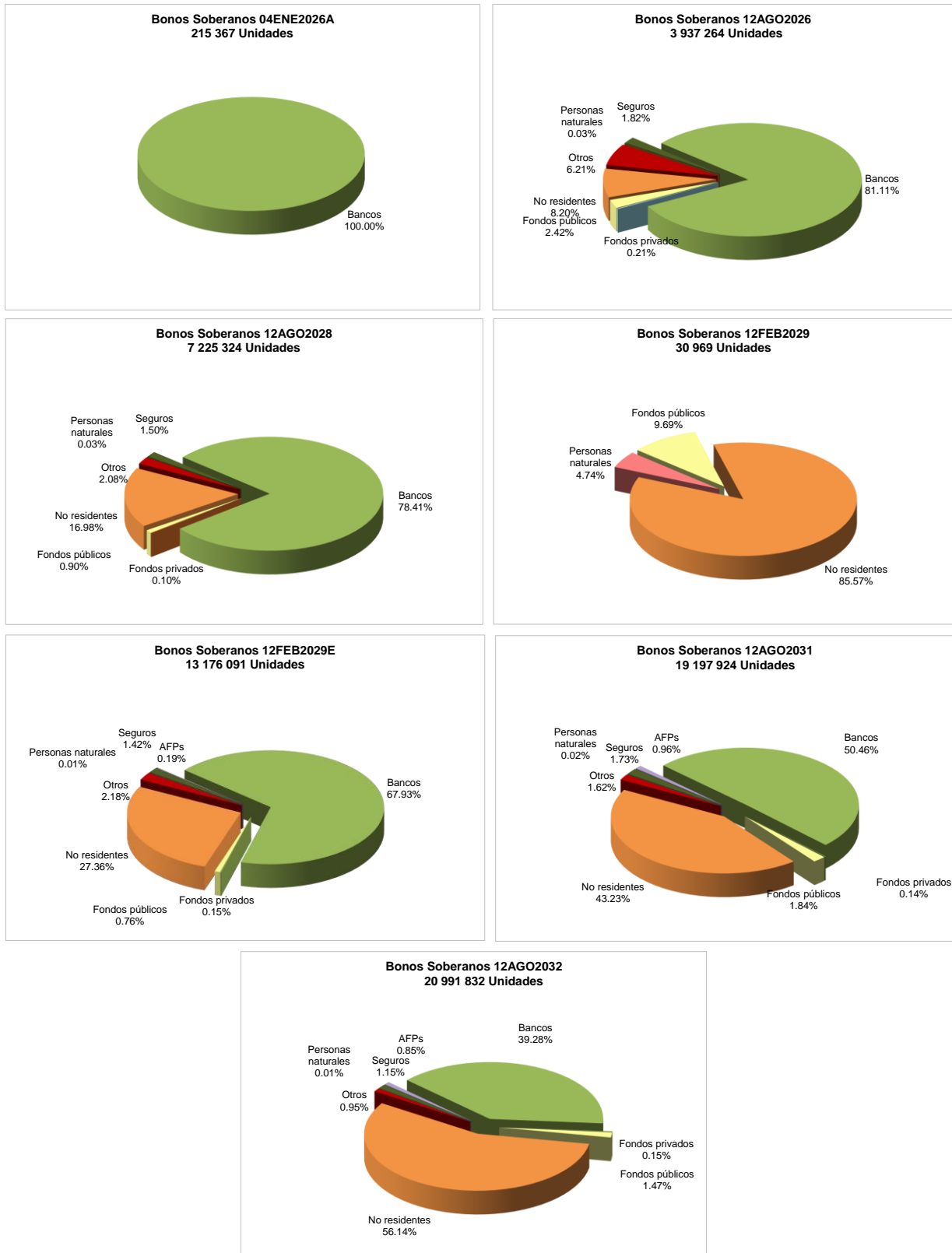
TENENCIAS POR BONOS EN MONEDA NACIONAL NOMINAL E INDEXADA



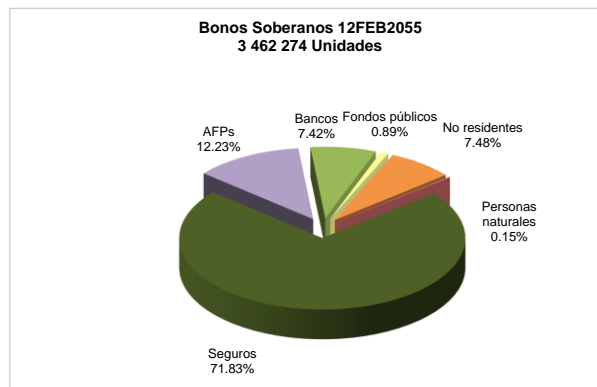
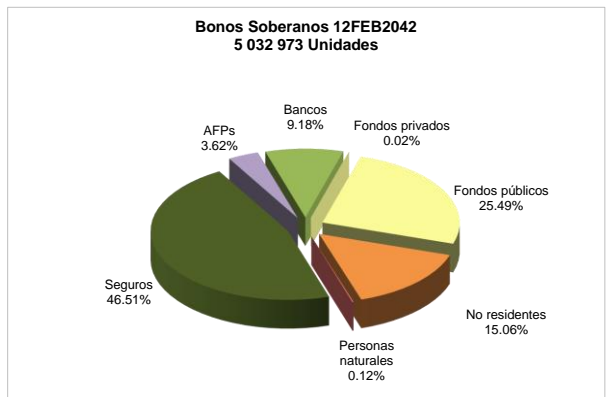
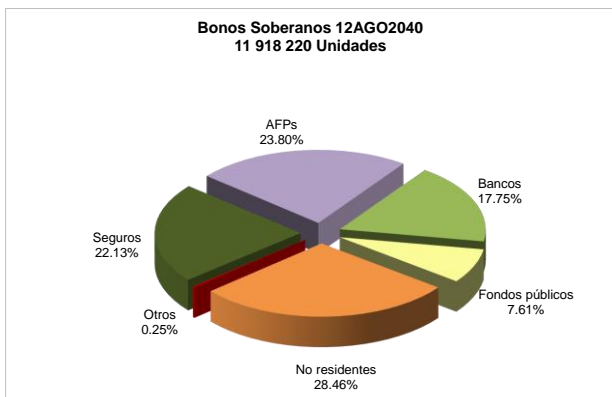
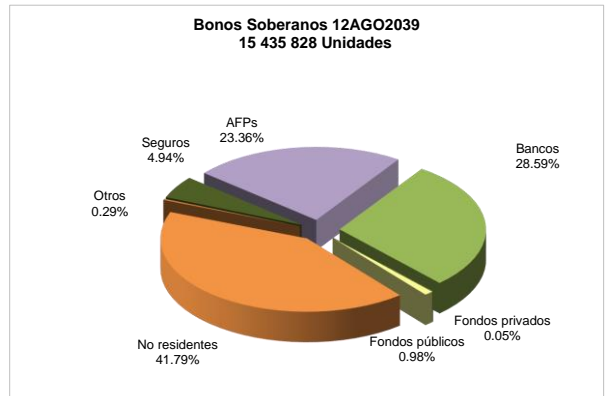
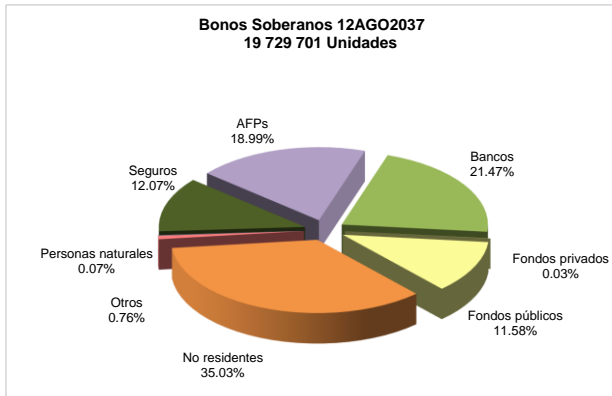
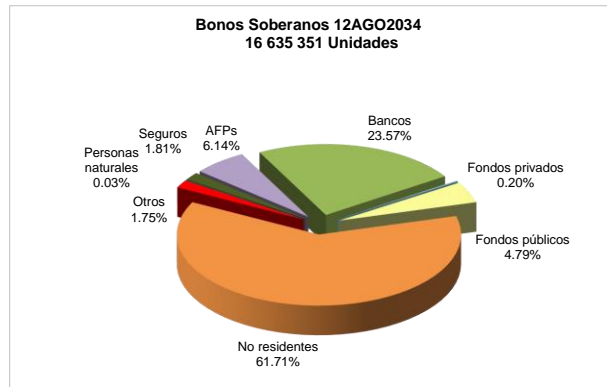
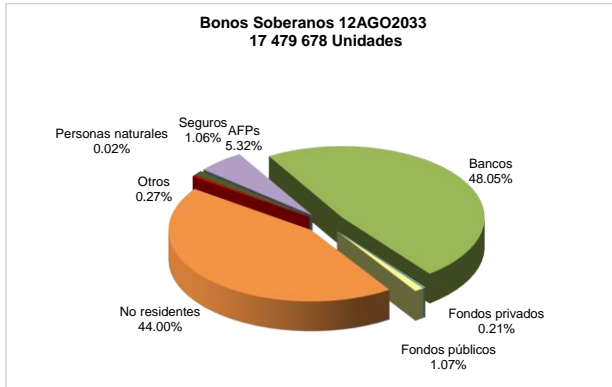


RESUMEN GENERAL DE TENENCIAS DE BONOS SOBERANOS Agosto de 2024

TENENCIAS POR BONOS EN MONEDA NACIONAL NOMINAL



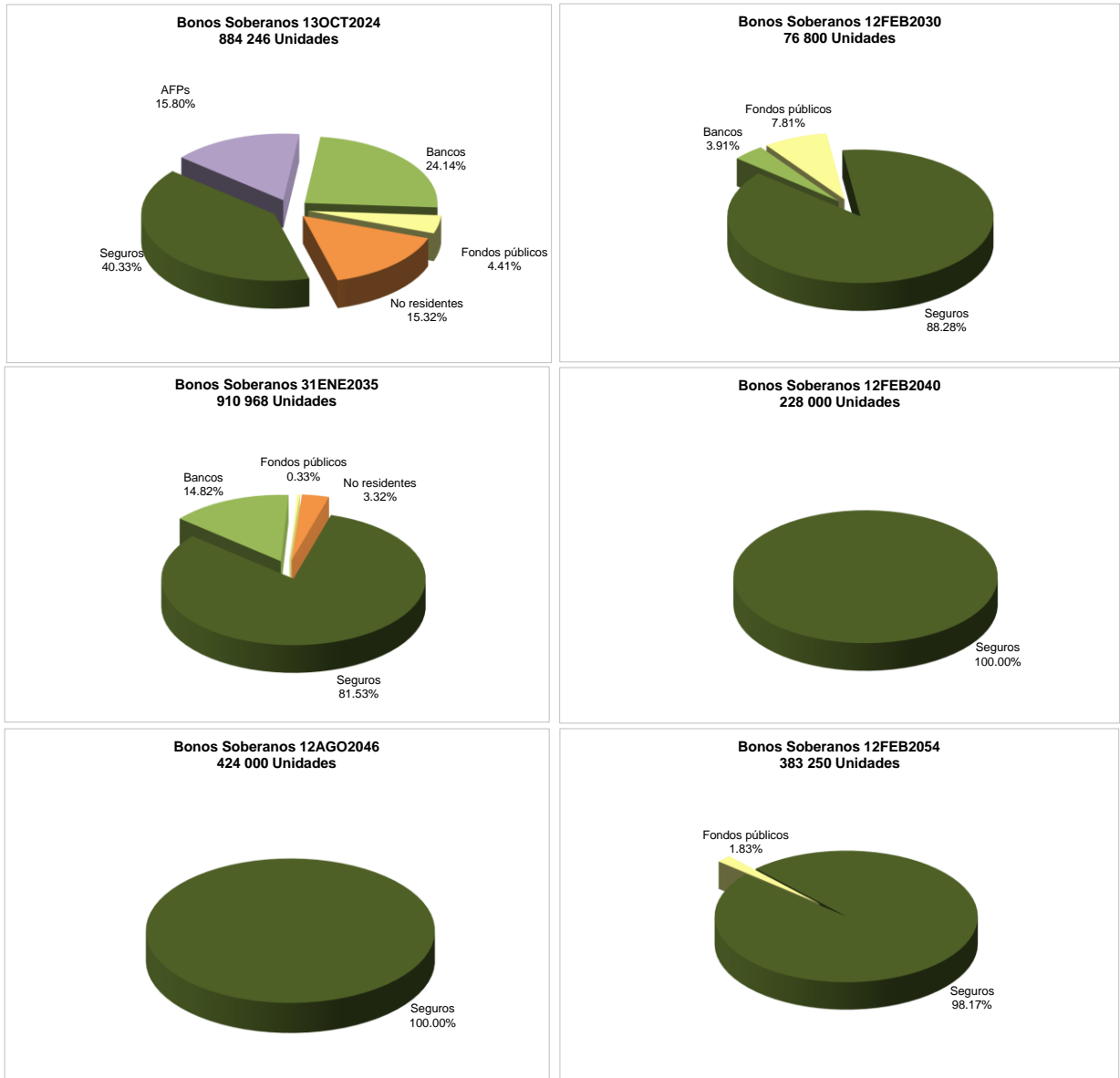
RESUMEN GENERAL DE TENENCIAS DE BONOS SOBERANOS
Agosto de 2024





RESUMEN GENERAL DE TENENCIAS DE BONOS SOBERANOS Agosto de 2024

TENENCIAS POR BONOS EN MONEDA NACIONAL INDEXADA

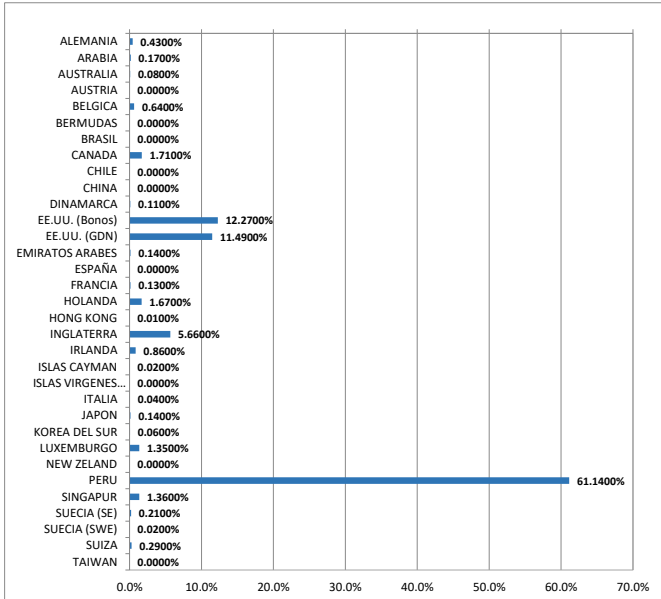




RESUMEN GENERAL DE TENENCIAS DE BONOS SOBERANOS Agosto de 2024

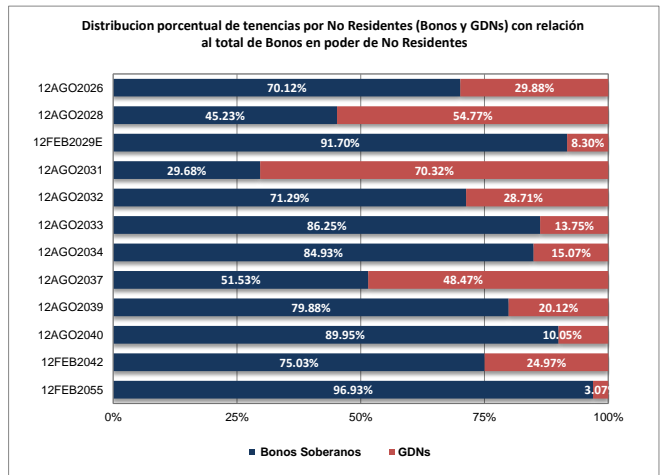
TENENCIAS SEGUN EL PAIS DE ORIGEN DEL TENEDOR

Países	Total Unidades	Total % (a+b)	Tasa Fija % (a)	Tasa VAC % (b)
ALEMANIA	684,056	0.4300%	0.43%	0.00%
ARABIA	267,533	0.1700%	0.17%	0.00%
AUSTRALIA	123,729	0.0800%	0.08%	0.00%
AUSTRIA	5,500	0.0000%	0.00%	0.00%
BELGICA	1,002,365	0.6400%	0.64%	0.00%
BERMUDAS	8	0.0000%	0.00%	0.00%
BRASIL	1,500	0.0000%	0.00%	0.00%
CANADA	2,692,769	1.7100%	1.71%	0.00%
CHILE	6,000	0.0000%	0.00%	0.00%
CHINA	986	0.0000%	0.00%	0.00%
DINAMARCA	175,445	0.1100%	0.11%	0.00%
EE.UU. (Bonos)	19,307,845	12.2700%	12.27%	0.00%
EE.UU. (GDN)	18,078,271	11.4900%	11.49%	0.00%
EMIRATOS ARABES	225,000	0.1400%	0.14%	0.00%
ESPAÑA	24	0.0000%	0.00%	0.00%
FRANCIA	203,220	0.1300%	0.13%	0.00%
HOLANDA	2,620,771	1.6700%	1.67%	0.00%
HONG KONG	18,640	0.0100%	0.01%	0.00%
INGLATERRA	8,894,676	5.6600%	5.58%	0.08%
IRLANDA	1,350,635	0.8600%	0.86%	0.00%
ISLAS CAYMAN	36,877	0.0200%	0.02%	0.00%
ISLAS VIRGENES BRITA	841	0.0000%	0.00%	0.00%
ITALIA	57,075	0.0400%	0.04%	0.00%
JAPON	218,290	0.1400%	0.14%	0.00%
KOREA DEL SUR	88,980	0.0600%	0.06%	0.00%
LUXEMBURGO	2,129,648	1.3500%	1.35%	0.00%
NEW ZELAND	3,172	0.0000%	0.00%	0.00%
PERU	96,217,998	61.1400%	59.40%	1.74%
SINGAPUR	2,145,062	1.3600%	1.36%	0.00%
SUECIA (SE)	329,277	0.2100%	0.21%	0.00%
SUECIA (SWE)	33,240	0.0200%	0.02%	0.00%
SUIZA	449,640	0.2900%	0.29%	0.00%
TAIWAN	6,987	0.0000%	0.00%	0.00%
Total	157,376,060	100.00%	98.18%	1.82%



TENENCIAS DE NO RESIDENTES

Bono	Stock total ^{1/} en unidades	No Residentes		
		Total (a+b)	Bonos Soberanos (a)	GDNs (b)
04ENE2026A	215,367	0.00%	0.00%	0.00%
12AGO2026	3,937,264	8.20%	5.75%	2.45%
12AGO2028	7,225,324	16.98%	7.68%	9.30%
12FEB2029	30,969	85.57%	85.57%	0.00%
12FEB2029E	13,176,091	27.36%	25.09%	2.27%
12AGO2031	19,197,924	43.23%	12.83%	30.40%
12AGO2032	20,991,832	56.14%	40.02%	16.12%
12AGO2033	17,479,678	44.00%	37.95%	6.05%
12AGO2034	16,635,351	61.71%	52.41%	9.30%
12AGO2037	19,729,701	35.03%	18.05%	16.98%
12AGO2039	15,435,828	41.79%	33.38%	8.41%
12AGO2040	11,918,220	28.46%	25.60%	2.86%
12FEB2042	5,032,973	15.06%	11.30%	3.76%
12FEB2055	3,462,274	7.48%	7.25%	0.23%
13OCT2024	884,246	15.32%	15.32%	0.00%
12FEB2030	76,800	0.00%	0.00%	0.00%
31ENE2035	910,968	3.32%	3.32%	0.00%
12FEB2040	228,000	0.00%	0.00%	0.00%
12AGO2046	424,000	0.00%	0.00%	0.00%
12FEB2054	383,250	0.00%	0.00%	0.00%
TOTAL	157,376,060	38.86%	30.16%	8.70%



^{1/} Stock en poder de tenedores Residentes y No Residentes

