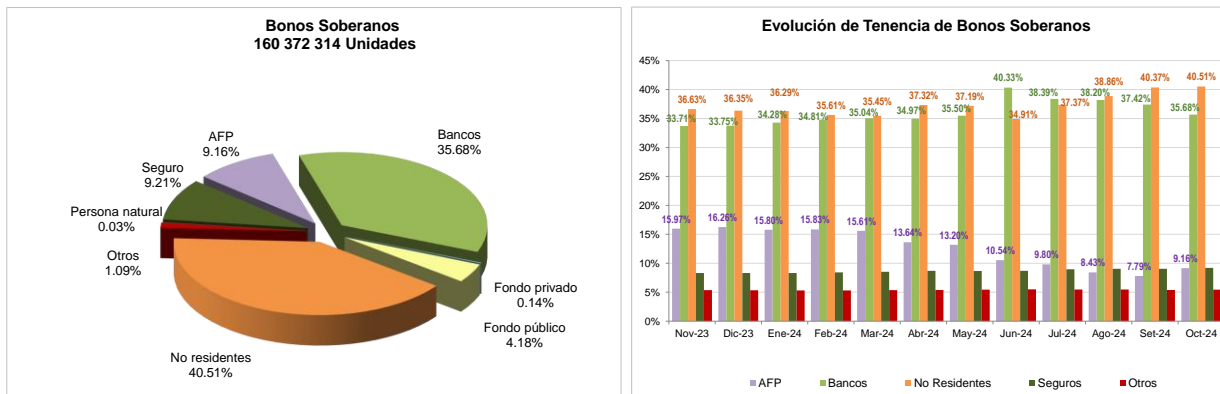


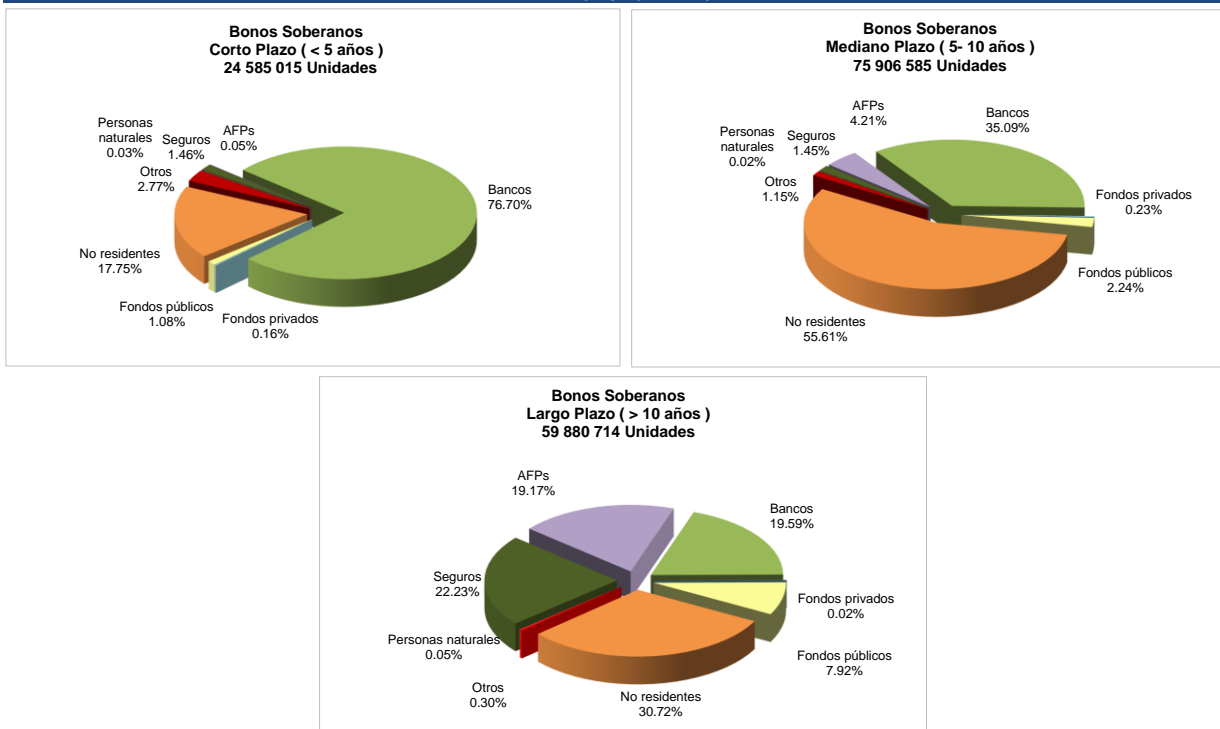
## RESUMEN GENERAL DE TENENCIAS DE BONOS SOBERANOS

### Octubre de 2024

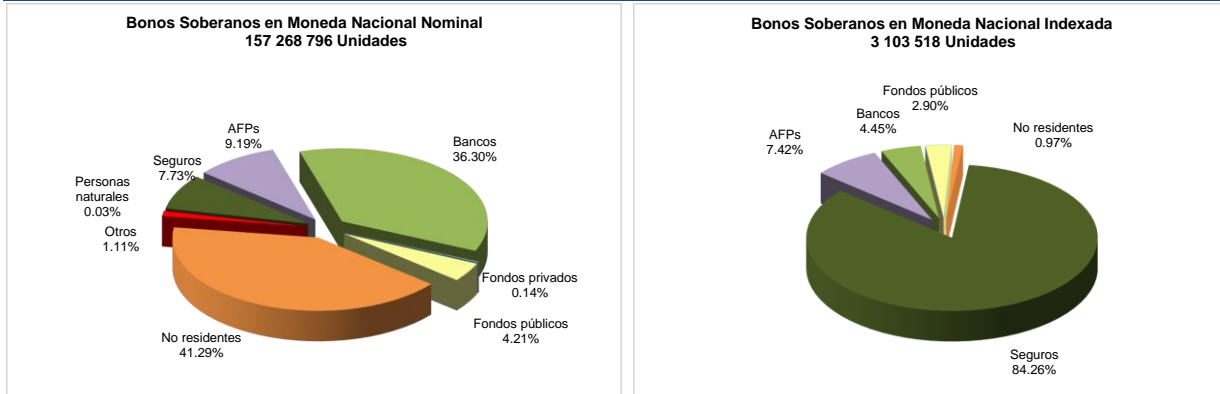
#### TENENCIAS POR INSTITUCIONES



#### TENENCIAS POR PLAZO



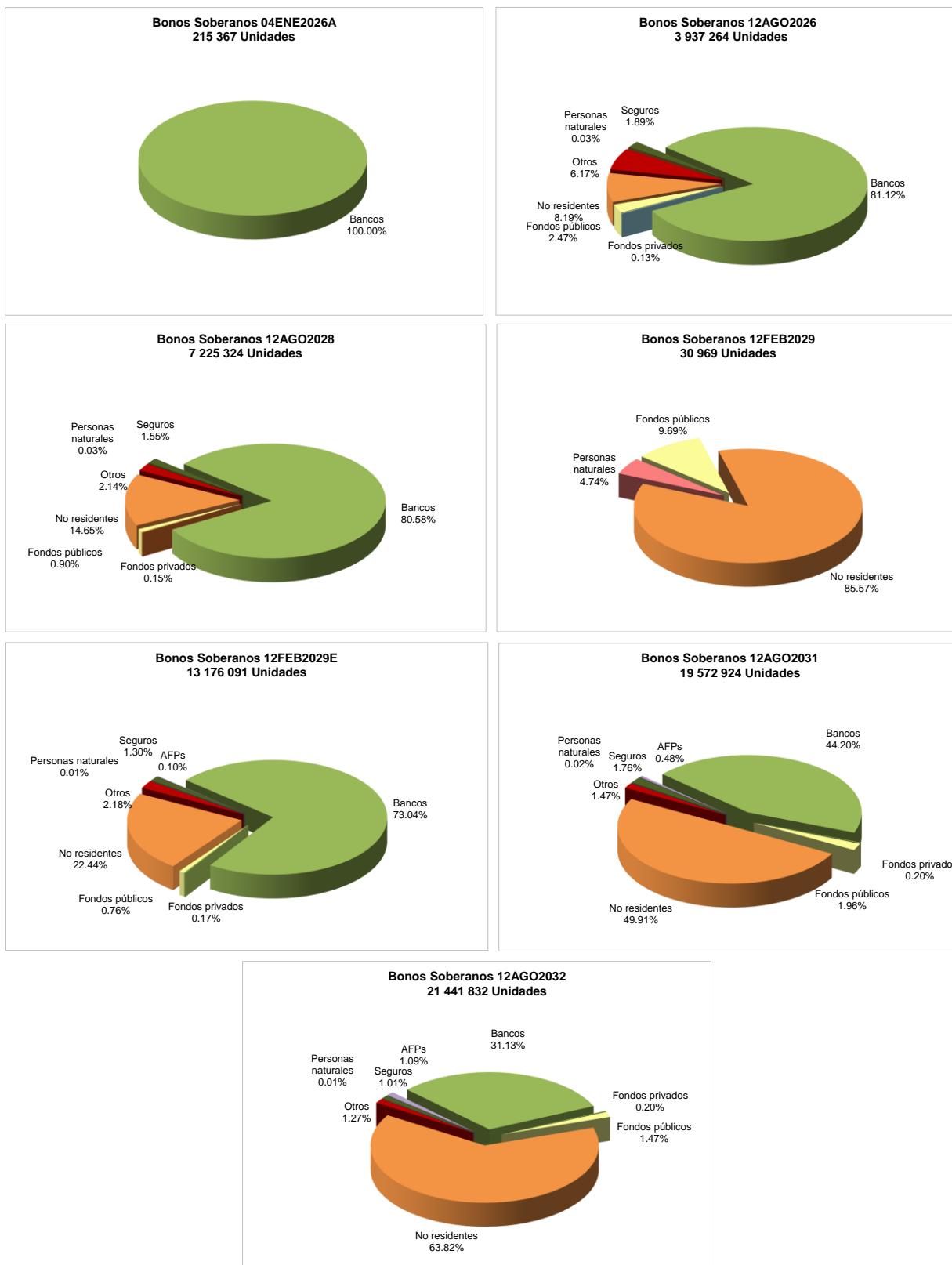
#### TENENCIAS POR BONOS EN MONEDA NACIONAL NOMINAL E INDEXADA



## RESUMEN GENERAL DE TENENCIAS DE BONOS SOBERANOS

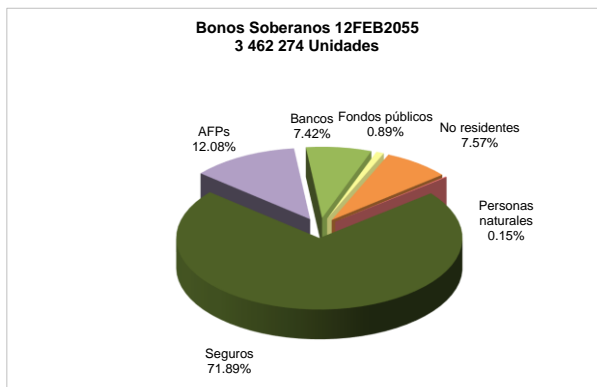
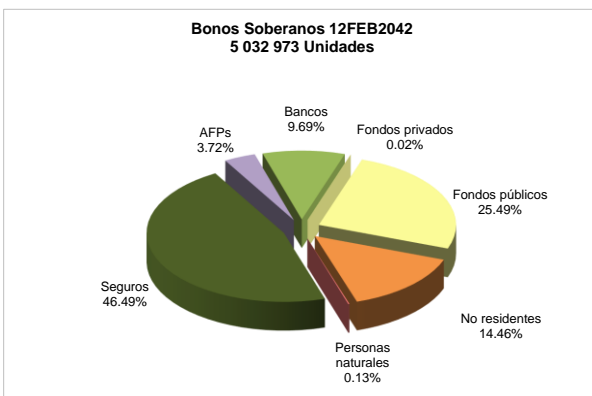
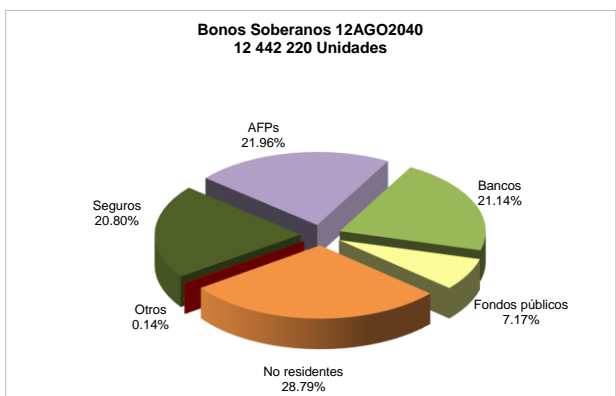
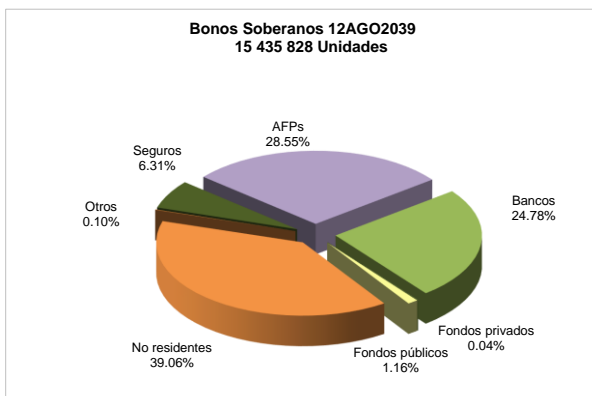
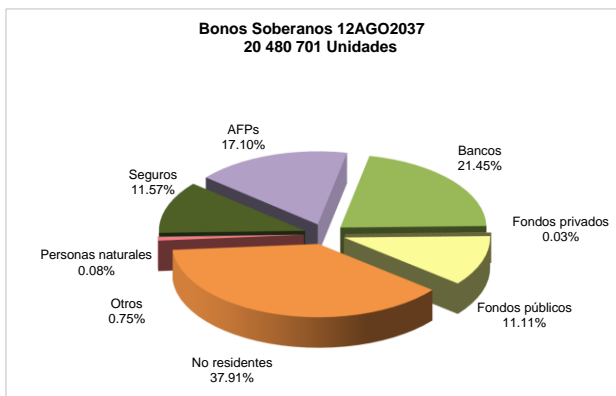
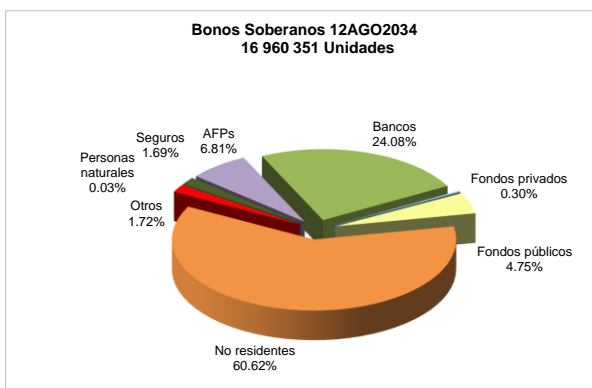
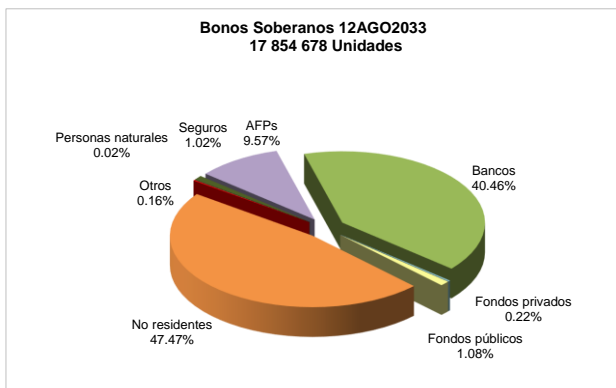
### Octubre de 2024

#### TENENCIAS POR BONOS EN MONEDA NACIONAL NOMINAL



## RESUMEN GENERAL DE TENENCIAS DE BONOS SOBERANOS

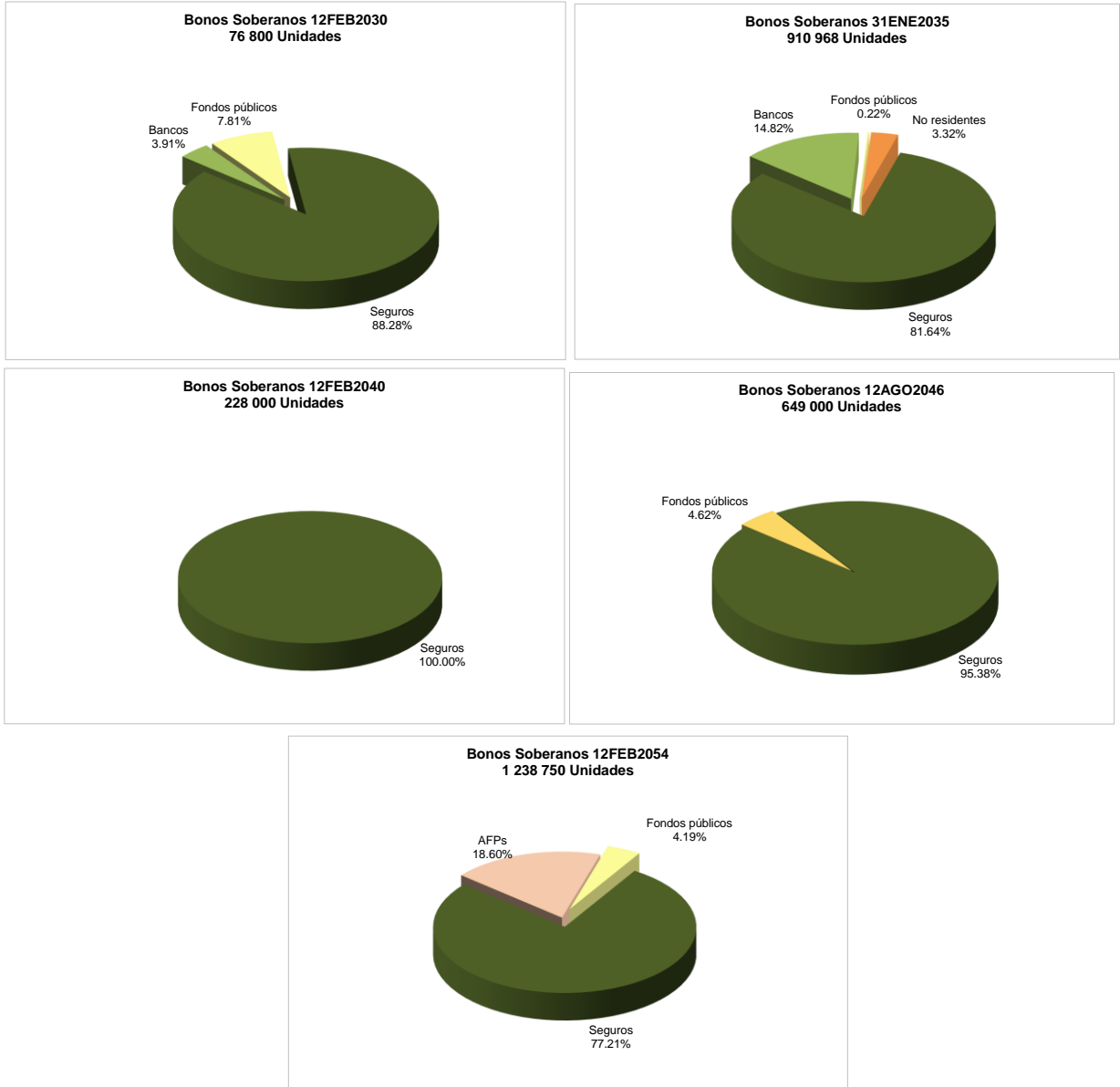
### Octubre de 2024





## RESUMEN GENERAL DE TENENCIAS DE BONOS SOBERANOS Octubre de 2024

### TENENCIAS POR BONOS EN MONEDA NACIONAL INDEXADA

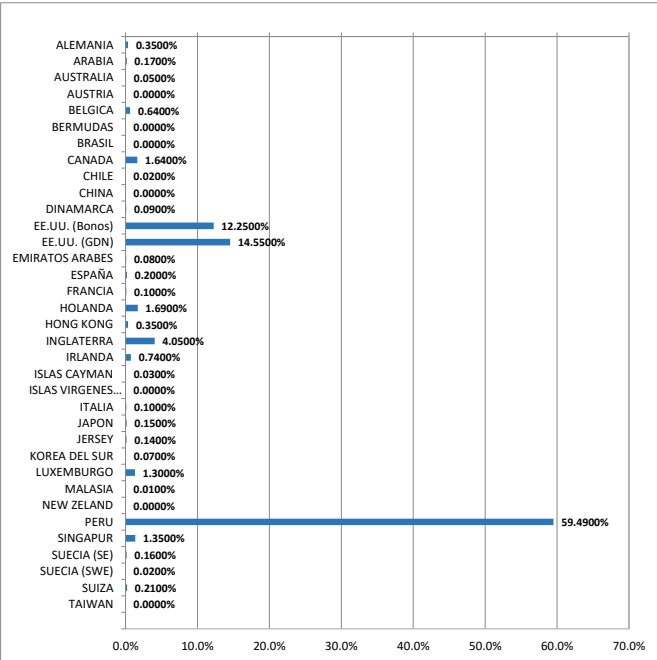


## RESUMEN GENERAL DE TENENCIAS DE BONOS SOBERANOS

### Octubre de 2024

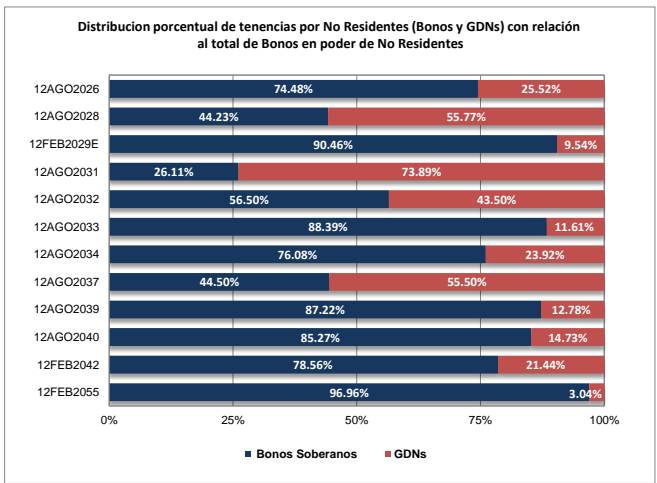
#### TENENCIAS SEGUN EL PAIS DE ORIGEN DEL TENEDOR

Países	Total Unidades	Total % (a+b)	Tasa Fija % (a)	Tasa VAC % (b)
ALEMANIA	566,463	0.3500%	0.35%	0.00%
ARABIA	278,100	0.1700%	0.17%	0.00%
AUSTRALIA	86,063	0.0500%	0.05%	0.00%
AUSTRIA	2,500	0.0000%	0.00%	0.00%
BELGICA	1,021,398	0.6400%	0.64%	0.00%
BERMUDAS	8	0.0000%	0.00%	0.00%
BRASIL	1,500	0.0000%	0.00%	0.00%
CANADA	2,631,681	1.6400%	1.64%	0.00%
CHILE	26,000	0.0200%	0.02%	0.00%
CHINA	2,576	0.0000%	0.00%	0.00%
DINAMARCA	148,494	0.0900%	0.09%	0.00%
EE.UU. (Bonos)	19,631,823	12.2500%	12.25%	0.00%
EE.UU. (GDN)	23,338,213	14.5500%	14.55%	0.00%
EMIRATOS ARABES	124,100	0.0800%	0.08%	0.00%
ESPAÑA	313,818	0.2000%	0.20%	0.00%
FRANCIA	156,568	0.1000%	0.10%	0.00%
HOLANDA	2,716,525	1.6900%	1.69%	0.00%
HONG KONG	567,041	0.3500%	0.35%	0.00%
INGLATERRA	6,502,057	4.0500%	4.05%	0.00%
IRLANDA	1,189,848	0.7400%	0.74%	0.00%
ISLAS CAYMAN	41,864	0.0300%	0.03%	0.00%
ISLAS VIRGENES BRITA	841	0.0000%	0.00%	0.00%
ITALIA	167,625	0.1000%	0.10%	0.00%
JAPON	238,099	0.1500%	0.15%	0.00%
JERSEY	229,955	0.1400%	0.14%	0.00%
KOREA DEL SUR	108,980	0.0700%	0.07%	0.00%
LUXEMBURGO	2,091,236	1.3000%	1.30%	0.00%
MALASIA	163	0.0100%	0.01%	0.00%
NEW ZELAND	3,172	0.0000%	0.00%	0.00%
PERU	95,402,199	59.4900%	57.57%	1.92%
SINGAPUR	2,158,397	1.3500%	1.35%	0.00%
SUECIA (SE)	242,177	0.1600%	0.16%	0.00%
SUECIA (SWE)	31,845	0.0200%	0.02%	0.00%
SUIZA	344,198	0.2100%	0.21%	0.00%
TAIWAN	6,787	0.0000%	0.00%	0.00%
<b>Total</b>	<b>160,372,314</b>	<b>100.00%</b>	<b>98.08%</b>	<b>1.92%</b>



#### TENENCIAS DE NO RESIDENTES

Bono	Stock total <sup>1/</sup> en unidades	No Residentes		
		Total (a+b)	Bonos Soberanos (a)	GDNs (b)
04ENE2026A	215,367	0.00%	0.00%	0.00%
12AGO2026	3,937,264	8.19%	6.10%	2.09%
12AGO2028	7,225,324	14.65%	6.48%	8.17%
12FEB2029E	30,969	85.57%	85.57%	0.00%
12FEB2029E	13,176,091	22.44%	20.30%	2.14%
12AGO2031	19,572,924	49.91%	13.03%	36.88%
12AGO2032	21,441,832	63.82%	36.06%	27.76%
12AGO2033	17,854,678	47.47%	41.96%	5.51%
12AGO2034	16,980,351	60.62%	46.12%	14.50%
12AGO2037	20,480,701	37.91%	16.87%	21.04%
12AGO2039	15,435,828	39.06%	34.07%	4.99%
12AGO2040	12,442,220	28.79%	24.55%	4.24%
12FEB2042	5,032,973	14.46%	11.36%	3.10%
12FEB2055	3,462,274	7.57%	7.34%	0.23%
12FEB2030	76,800	0.00%	0.00%	0.00%
31ENE2035	910,968	3.32%	3.32%	0.00%
12FEB2040	228,000	0.00%	0.00%	0.00%
12AGO2046	649,000	0.00%	0.00%	0.00%
12FEB2054	1,238,750	0.00%	0.00%	0.00%
<b>TOTAL</b>	<b>160,372,314</b>	<b>40.51%</b>	<b>31.97%</b>	<b>8.54%</b>



<sup>1/</sup> Stock en poder de tenedores Residentes y No Residentes

