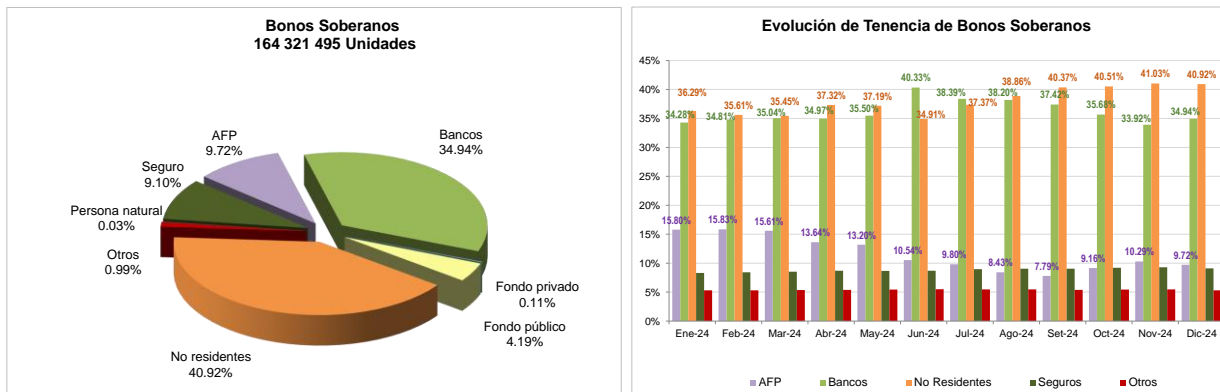


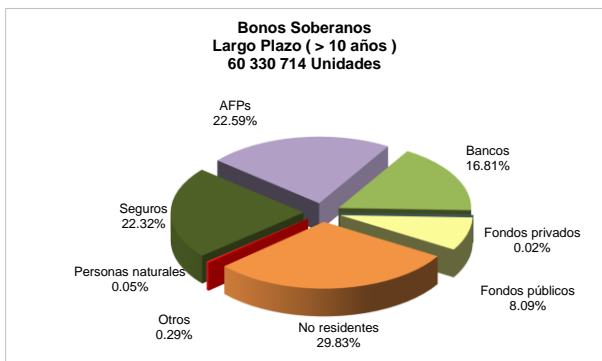
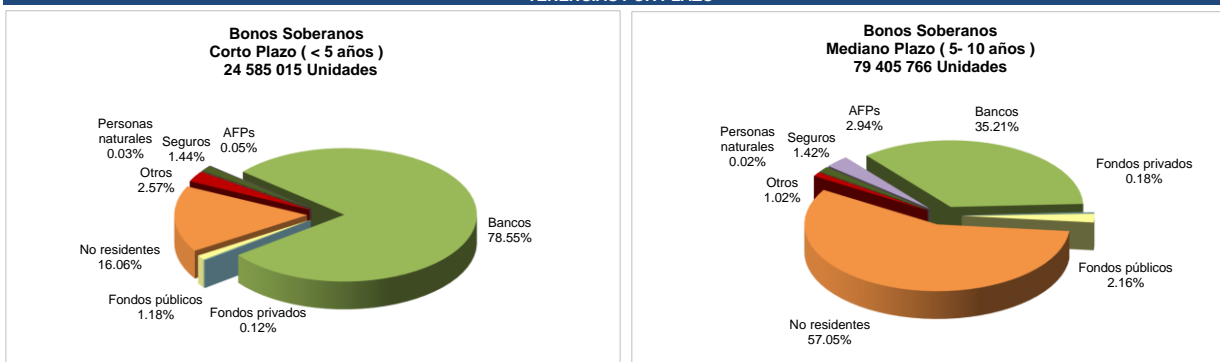
## RESUMEN GENERAL DE TENENCIAS DE BONOS SOBERANOS

### Diciembre de 2024

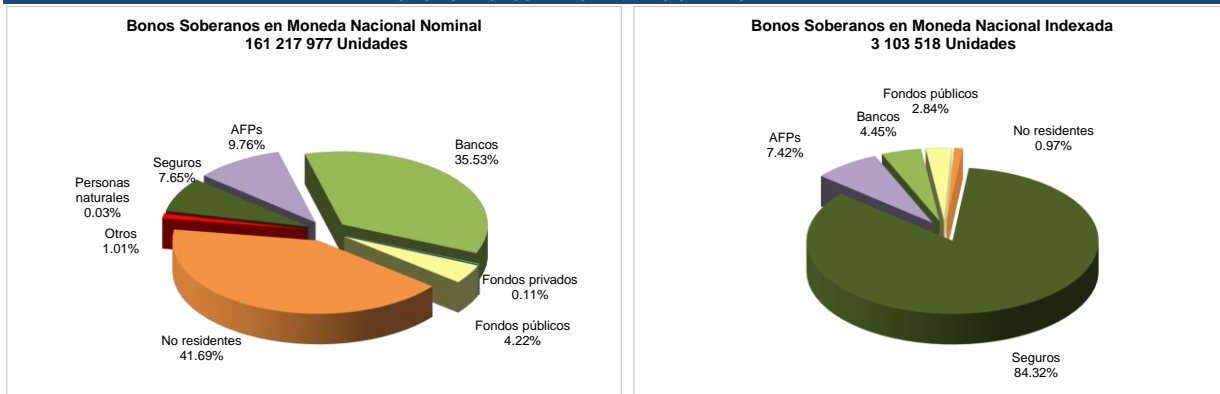
#### TENENCIAS POR INSTITUCIONES



#### TENENCIAS POR PLAZO



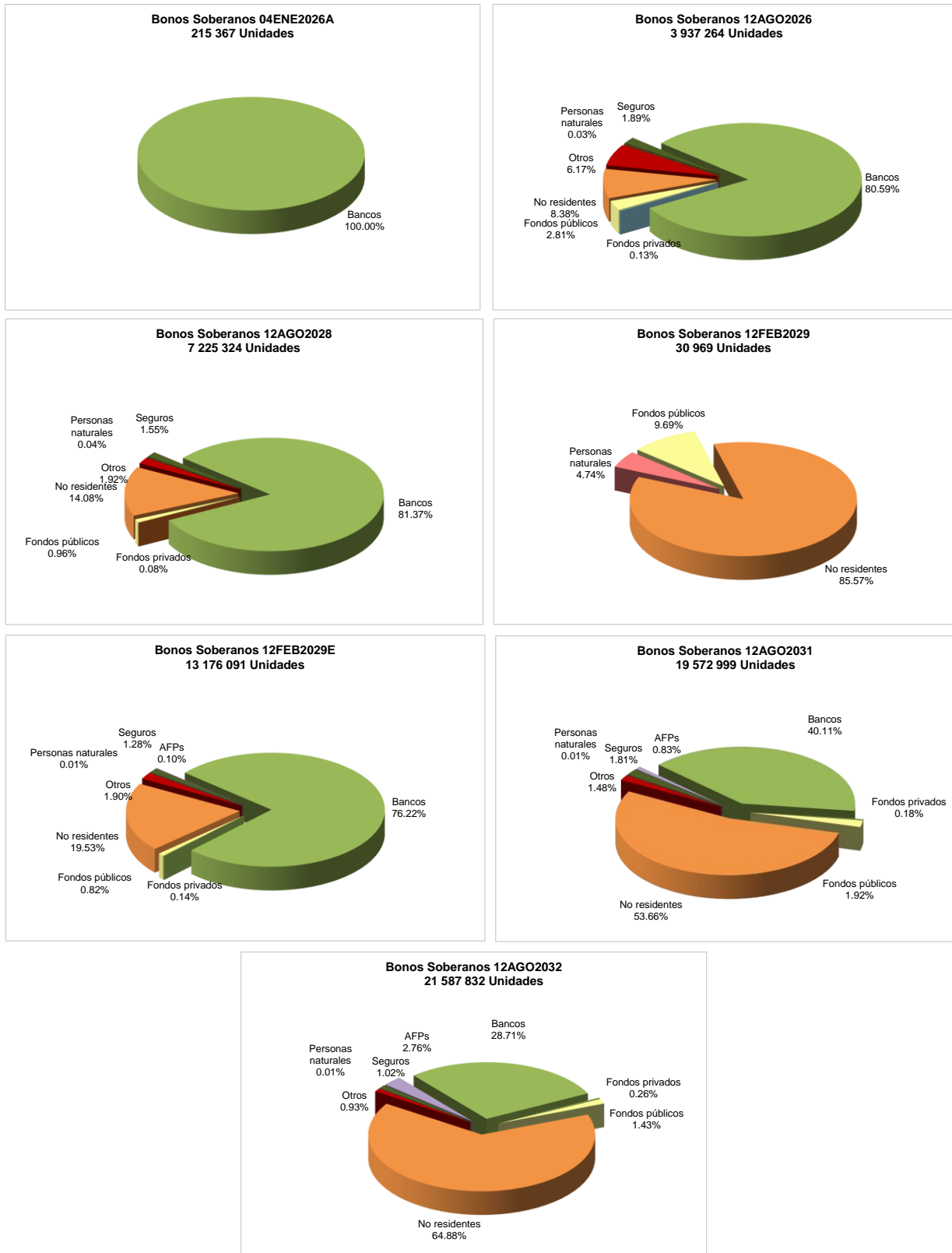
#### TENENCIAS POR BONOS EN MONEDA NACIONAL NOMINAL E INDEXADA





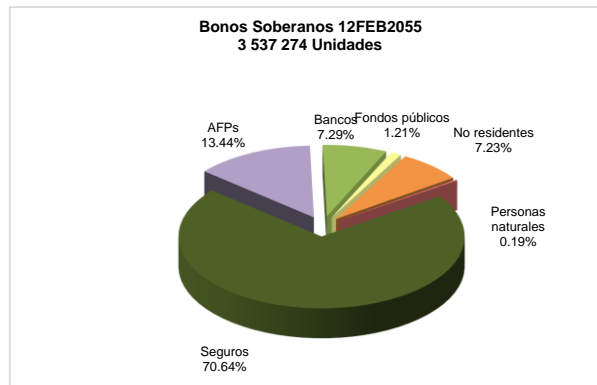
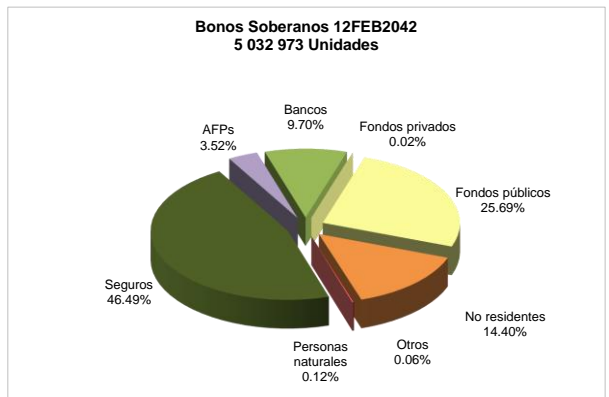
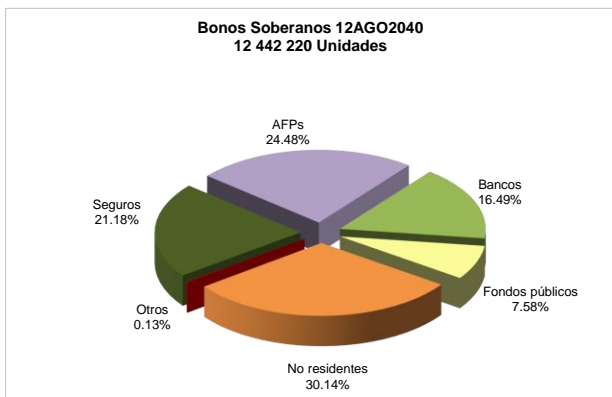
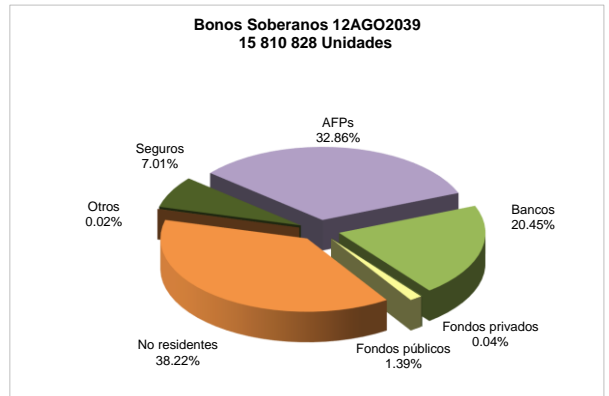
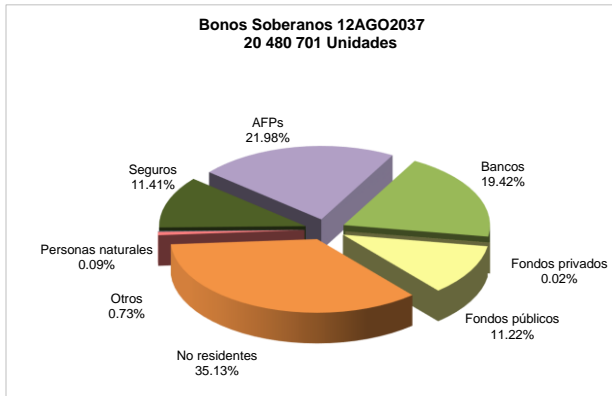
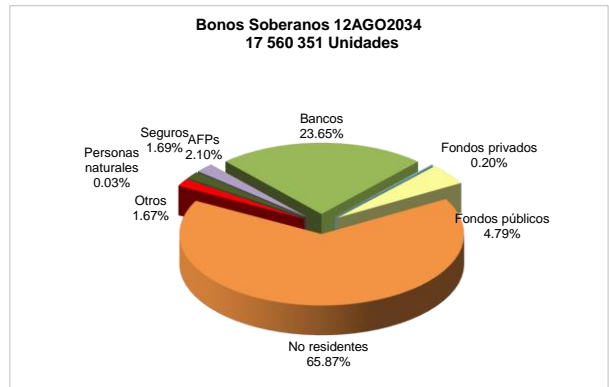
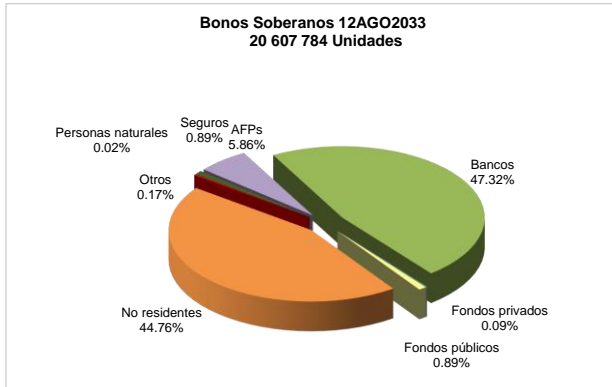
## RESUMEN GENERAL DE TENENCIAS DE BONOS SOBERANOS Diciembre de 2024

### TENENCIAS POR BONOS EN MONEDA NACIONAL NOMINAL



## RESUMEN GENERAL DE TENENCIAS DE BONOS SOBERANOS

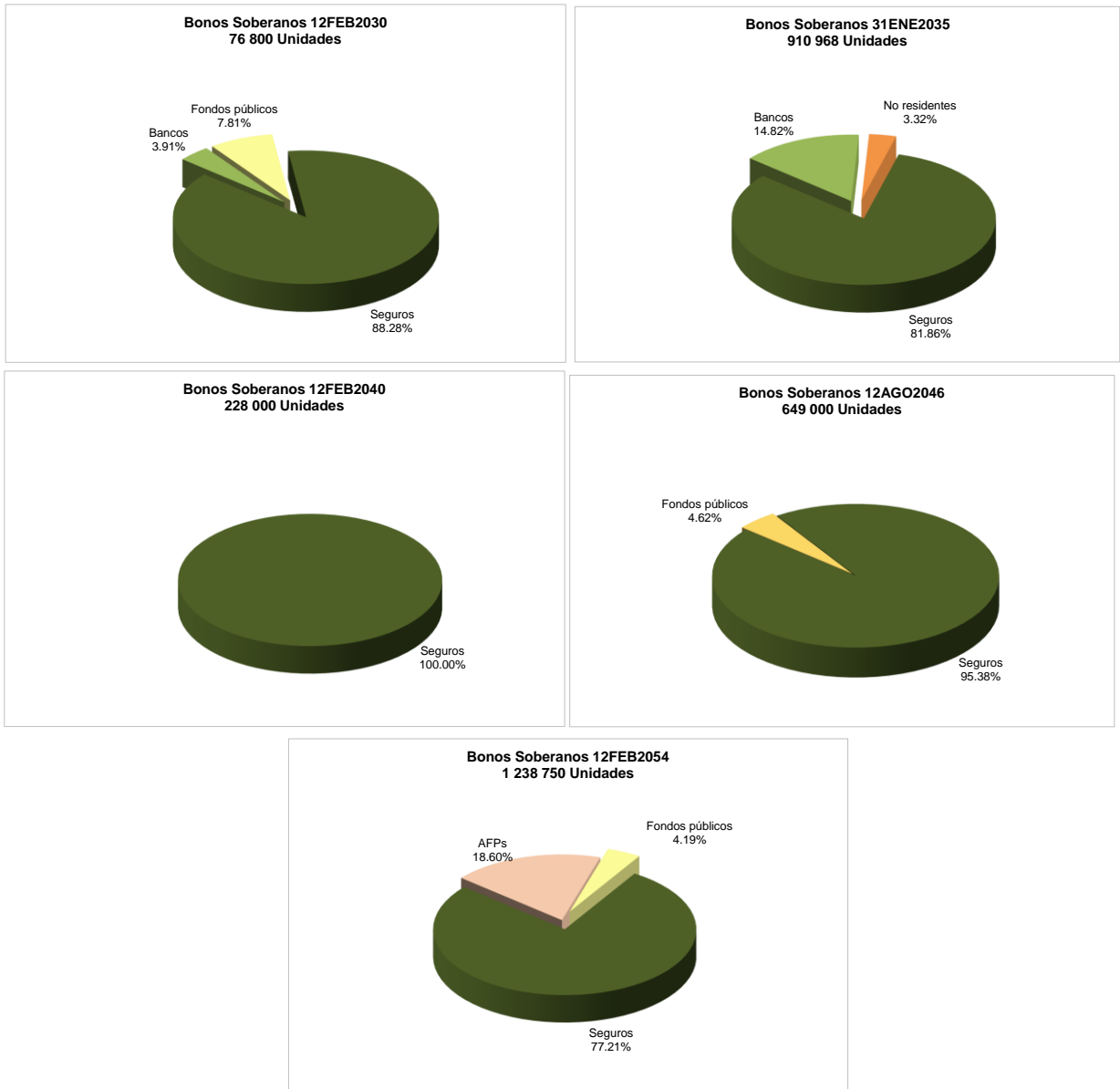
### Diciembre de 2024





## RESUMEN GENERAL DE TENENCIAS DE BONOS SOBERANOS Diciembre de 2024

### TENENCIAS POR BONOS EN MONEDA NACIONAL INDEXADA

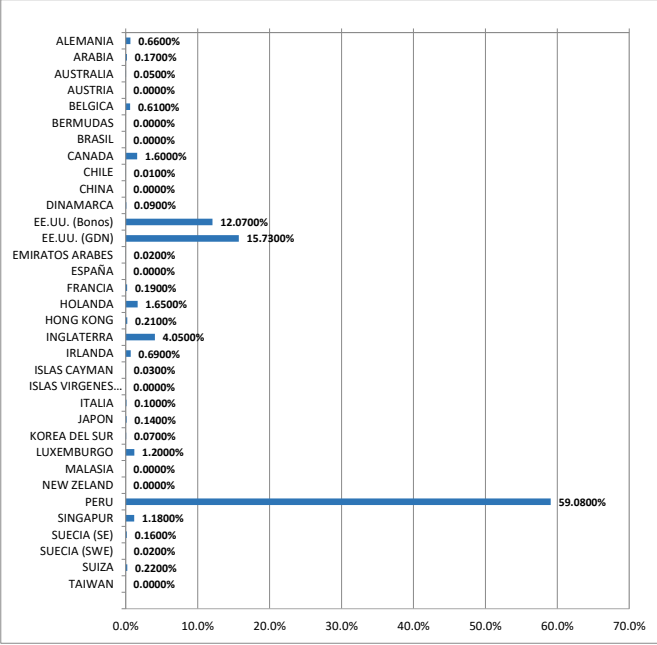




## RESUMEN GENERAL DE TENENCIAS DE BONOS SOBERANOS Diciembre de 2024

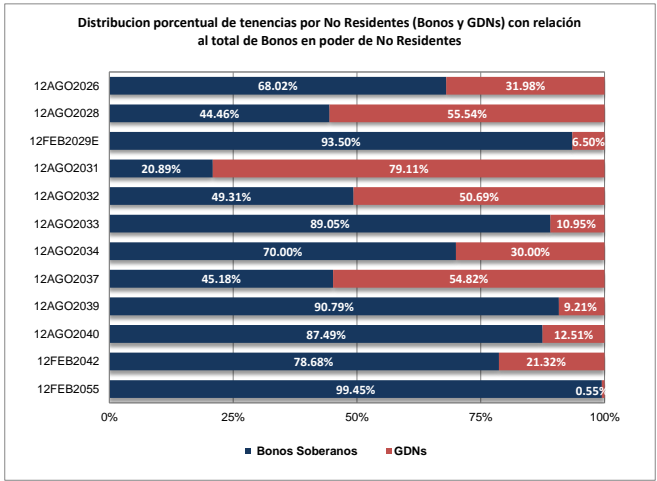
### TENENCIAS SEGUN EL PAIS DE ORIGEN DEL TENER

Países	Total Unidades	Total % (a+b)	Tasa Fija % (a)	Tasa VAC % (b)
ALEMANIA	1,076,450	0.6600%	0.66%	0.00%
ARABIA	278,100	0.1700%	0.17%	0.00%
AUSTRALIA	82,208	0.0500%	0.05%	0.00%
AUSTRIA	2,500	0.0000%	0.00%	0.00%
BELGICA	995,911	0.6100%	0.61%	0.00%
BERMUDAS	8	0.0000%	0.00%	0.00%
BRASIL	1,500	0.0000%	0.00%	0.00%
CANADA	2,629,152	1.6000%	1.60%	0.00%
CHILE	26,000	0.0100%	0.01%	0.00%
CHINA	4,096	0.0000%	0.00%	0.00%
DINAMARCA	151,574	0.0900%	0.09%	0.00%
EE.UU. (Bonos)	19,830,416	12.0700%	12.07%	0.00%
EE.UU. (GDN)	25,854,621	15.7300%	15.73%	0.00%
EMIRATOS ARABES	45,000	0.0200%	0.02%	0.00%
ESPAÑA	2,410	0.0000%	0.00%	0.00%
FRANCIA	314,535	0.1900%	0.19%	0.00%
HOLANDA	2,714,699	1.6500%	1.65%	0.00%
HONG KONG	337,065	0.2100%	0.21%	0.00%
INGLATERRA	6,654,281	4.0500%	4.05%	0.00%
IRLANDA	1,130,910	0.6900%	0.69%	0.00%
ISLAS CAYMAN	41,664	0.0300%	0.03%	0.00%
ISLAS VIRGENES BRITA	841	0.0000%	0.00%	0.00%
ITALIA	167,825	0.1000%	0.10%	0.00%
JAPON	228,396	0.1400%	0.14%	0.00%
KOREA DEL SUR	108,700	0.0700%	0.07%	0.00%
LUXEMBURGO	1,965,092	1.2000%	1.20%	0.00%
MALASIA	163	0.0000%	0.00%	0.00%
NEW ZELAND	3,172	0.0000%	0.00%	0.00%
PERU	97,076,975	59.0800%	57.21%	1.87%
SINGAPUR	1,931,091	1.1800%	1.18%	0.00%
SUECIA (SE)	269,077	0.1600%	0.16%	0.00%
SUECIA (SWE)	35,078	0.0200%	0.02%	0.00%
SUIZA	355,198	0.2200%	0.22%	0.00%
TAIWAN	6,787	0.0000%	0.00%	0.00%
<b>Total</b>	<b>164,321,495</b>	<b>100.00%</b>	<b>98.13%</b>	<b>1.87%</b>



### TENENCIAS DE NO RESIDENTES

Bono	Stock total <sup>1/</sup> en unidades	No Residentes		
		Total (a+b)	Bonos Soberanos (a)	GDNs (b)
04ENE2026A	215,367	0.00%	0.00%	0.00%
12AGO2026	3,937,264	8.38%	5.70%	2.68%
12AGO2028	7,225,324	14.08%	6.26%	7.82%
12FEB2029	30,969	85.57%	85.57%	0.00%
12FEB2029E	13,176,091	19.53%	18.26%	1.27%
12AGO2031	19,572,999	53.66%	11.21%	42.45%
12AGO2032	21,587,832	64.88%	31.99%	32.89%
12AGO2033	20,607,784	44.76%	39.86%	4.90%
12AGO2034	17,560,351	65.87%	46.11%	19.76%
12AGO2037	20,480,701	35.13%	15.87%	19.26%
12AGO2039	15,810,828	38.22%	34.70%	3.52%
12AGO2040	12,442,220	30.14%	26.37%	3.77%
12FEB2042	5,032,973	14.40%	11.33%	3.07%
12FEB2055	3,537,274	7.23%	7.19%	0.04%
12FEB2030	76,800	0.00%	0.00%	0.00%
31ENE2035	910,968	3.32%	3.32%	0.00%
12FEB2040	228,000	0.00%	0.00%	0.00%
12AGO2046	649,000	0.00%	0.00%	0.00%
12FEB2054	1,238,750	0.00%	0.00%	0.00%
<b>TOTAL</b>	<b>164,321,495</b>	<b>40.92%</b>	<b>25.19%</b>	<b>15.73%</b>



<sup>1/</sup> Stock en poder de tenedores Residentes y No Residentes

