



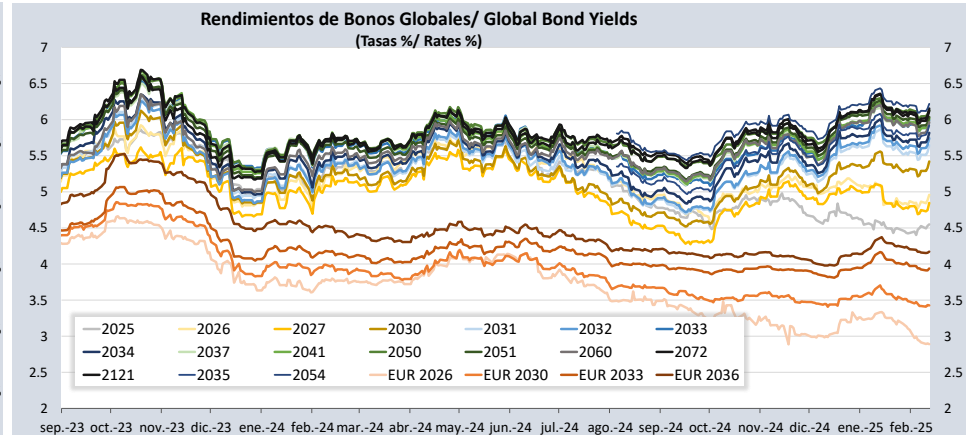
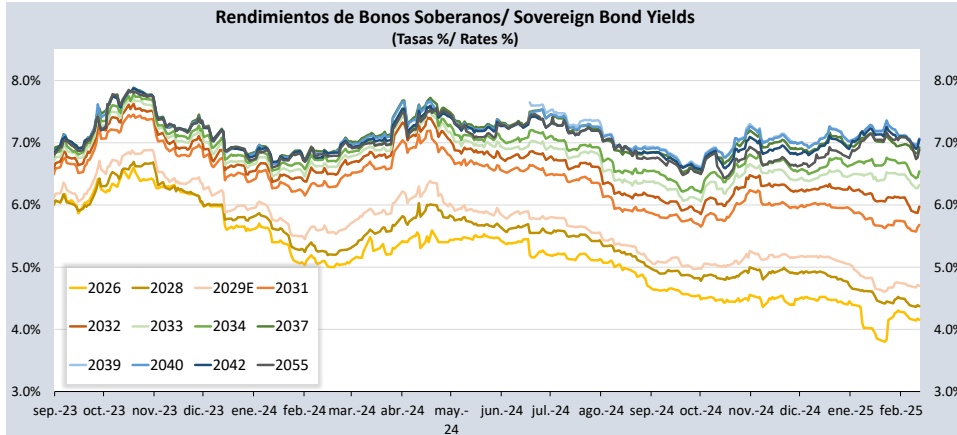
PERU: REPORTE DIARIO / DAILY REPORT

12/02/2025

Bonos soberanos / Sovereign bonds

Bonos* / Bonds				Saldo vigente	Cupón / Coupon (%)	Precio / Price				Rendimiento / Yield				N° Operaciones del día / No. Day Operations	Última Negociación*** / Last trade		Duración / Duration	Duración Modificada	Vida media / Average
Descripción / Description	ISIN	Nemónico / Mnemonic	Intereses corridos / Accrued Interest (%)			Millones \$ / Millions PEN	Postura / Position		Última neg. / Last trading day	Prom. ponderado** / Weighted average (%)	Postura / Position		Última neg. / Last trading day		Prom. ponderado / Weighted average (%)	Día / Date			
				Compra / Bid	Venta / Ask		Compra / Bid	Venta / Ask											
12-Ago-26	PEP01000C0J9	SB12AGO26	0.00	3 937	8.200	-	-	-	105.8218	-	-	-	4.1525	-	30-Ene-25	0	1.46	1.40	1.50
12-Ago-28	PEP01000C5D1	SB12AGO28	0.00	7 225	6.350	105.71	106.30	106.30	106.3222	4.55	4.37	4.37	4.3700	2	12-Feb-25	4	3.25	3.31	3.50
12-Feb-29	PEP01000C5F6	SB12FEB29E	0.00	13 176	5.940	-	-	-	104.4230	-	-	-	4.7000	-	11-Feb-25	3	3.68	3.52	4.00
12-Ago-31	PEP01000C4G7	SB12AGO31	0.00	19 573	6.950	105.88	106.92	106.76	106.8390	5.85	5.66	5.69	5.6779	29	12-Feb-25	80	5.46	5.16	6.50
12-Ago-32	PEP01000C5E9	SB12AGO32	0.00	21 588	6.150	100.97	101.15	101.03	101.0744	5.99	5.96	5.98	5.9732	32	12-Feb-25	85	6.21	5.86	7.50
12-Ago-33	PEP01000C5I0	SB12AGO33	0.00	20 608	7.300	104.90	106.48	106.28	106.4070	6.55	6.31	6.34	6.3228	44	12-Feb-25	214	6.64	6.25	8.50
12-Ago-34	PEP01000C5G4	SB12AGO34	0.00	17 560	5.400	92.18	92.24	92.18	92.1121	6.53	6.52	6.53	6.5392	32	12-Feb-25	202	7.56	7.10	9.50
12-Ago-37	PEP01000C2Z1	SB12AGO37	0.00	20 481	6.900	99.66	100.14	99.98	99.9337	6.96	6.90	6.92	6.9259	7	12-Feb-25	14	8.69	8.13	12.50
12-Ago-39	PEP01000C5J8	SB12AGO39	0.00	15 811	7.600	104.76	105.13	105.04	105.0282	7.09	7.05	7.06	7.0616	63	12-Feb-25	288	9.30	8.68	14.50
12-Ago-40	PEP01000C5H2	SB12AGO40	0.00	12 442	5.350	84.02	84.21	84.13	84.1574	7.08	7.06	7.07	7.0660	25	12-Feb-25	88	10.39	9.70	15.00
12-Feb-42	PEP01000C4L7	SB12FEB42	0.00	5 033	6.850	97.7432	99.66	98.22	98.2190	7.10	6.90	7.05	7.0500	1	12-Feb-25	2	10.38	9.69	17.00
12-Feb-55	PEP01000C4S2	SB12FEB55	0.00	3 537	6.714	-	-	-	98.0098	-	-	-	6.8874	-	11-Feb-25	0	13.31	12.45	30.00
12-Feb-30	PEP01000C4U8	SB12FEB30	1.44	77	2,89%+VAC	-	-	-	102.0197	-	-	-	2.5234	-	18-Ago-23	20	4.70	4.58	5.00
31-Ene-35	PEP01000CV85	SB31ENE35	0.24	911	7,39%+VAC	-	-	-	129.2479	-	-	-	3.9039	-	17-Dic-24	2	7.69	7.41	9.97
12-Feb-40	PEP01000C4V6	SB12FEB40	1.57	228	3,14%+VAC	-	-	-	88.3915	-	-	-	4.2697	-	10-Ago-23	50	11.81	11.34	15.00
12-Ago-46	PEP01000C1S8	SB12AGO46	1.92	649	3,83%+VAC	-	-	-	97.4581	-	-	-	4.0900	-	11-Oct-24	52	14.66	14.10	21.50
12-Feb-54	PEP01000C4T0	SB12FEB54	1.63	1 234	3,26%+VAC	-	-	-	90.9442	-	-	-	3.8705	-	31-Ene-25	8	18.35	17.68	29.00

Nota: Precios y rendimientos calculados de acuerdo a los criterios establecidos en el Manual de Valorización de Títulos de Tesoro Público, donde: Negociado (negro), Cotizado (naranja), Valorizado (verde) o Subasta (azul).
 Note: Prices and returns calculated according to the criteria established in the Manual for the Valuation of Public Treasury Securities, where: Negotiated (black), Listed (orange), Valued (green) or Auction (blue).



Fuente/Source: MEF, BCRP, BLOOMBERG, DATATEC.

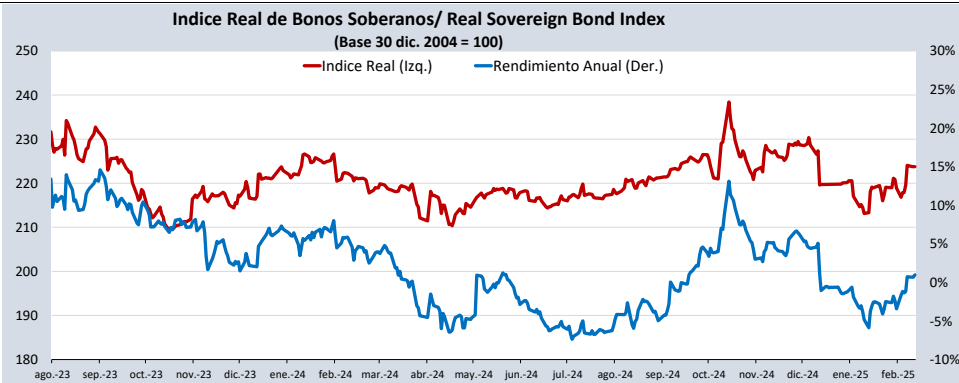
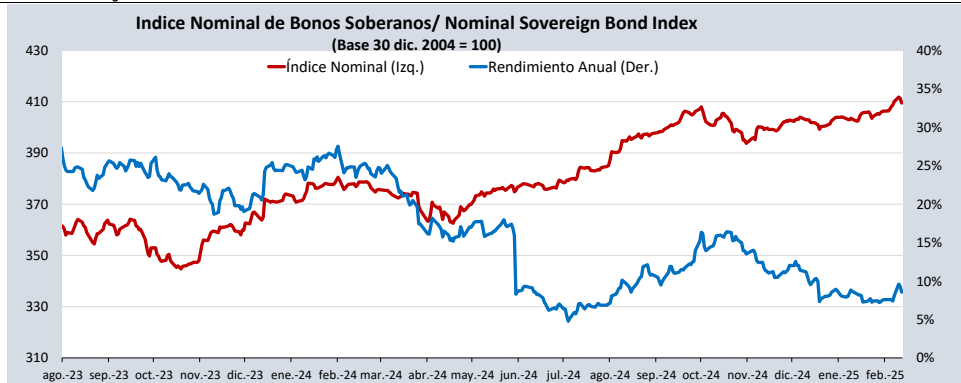
Bonos globales**** / Global bonds

Bonos / Bonds	ISIN	Saldo vigente Millones USD / Outstanding mills. USD	Cupón % / Coupon %	Precio / Price	Cambio / Change		Diferencial Precios compra- venta / Price spread bid- ask	Rendimiento% / Yields %	Cambio / Change (bps.)		Diferencial Tasas compra- venta (pbs) / Yield spread bid-ask (bps)	Análisis de sensibilidad / Sensitivity Analysis		
					Diario / Daily	Semanal / Weekly			Diario / Daily	Semanal / Weekly		Duración / Duration	Duración modificada / Modified duration	Vida media / Average life
21-jul-25	US715638AS19	425	7.350	101.1960	-0.02	-0.09	-0.38	4.5500	2	8	87	0.44	0.43	0.44
23-ene-26	US715638DE95	346	2.392	97.6580	-0.06	-0.12	-0.46	4.9590	7	19	51	0.94	0.92	0.96
30-ene-26	XS1315181708	€845	2.750	99.8670	0.01	0.06	-0.52	2.8890	-1	-6	56	0.96	0.95	0.98
25-ago-27	US715638BU55	618	4.125	98.3000	-0.23	-0.35	-0.57	4.8460	10	16	24	2.39	2.33	2.57
20-jun-30	US715638DA73	645	2.844	88.1590	-0.38	-0.86	-0.56	5.4210	9	21	13	4.95	4.82	5.43
30-mar-30	XS1373156618	€935	3.750	101.4690	0.02	0.09	-0.69	3.4270	-1	-2	15	4.58	4.50	5.04
23-ene-31	US715638DF60	3.207	2.783	85.7140	-0.42	-0.89	-0.53	5.6450	9	20	12	5.47	5.32	6.03
01-dic-32	US715638DP43	1.000	1.862	75.8730	-0.50	-1.11	-0.55	5.7420	9	22	10	7.17	6.97	7.91
21-nov-33	US715638AP79	2.152	8.750	118.5480	-0.52	-1.29	-0.81	5.9980	7	17	11	6.42	6.24	8.90
11-mar-33	XS2314020806	€825	1.250	81.7210	-0.15	0.05	-0.87	3.9380	3	0	15	7.61	7.46	8.19
15-ene-34	US715638DU38	2.250	3.000	80.5980	-0.54	-1.10	-0.63	5.8180	9	18	10	7.73	7.51	9.05
08-feb-35	US715638EB48	1.250	5.375	95.9360	-0.62	-1.39	-0.56	5.9200	9	19	8	7.80	7.58	10.13
17-nov-36	XS2408608219	€1.000	1.950	79.6720	-0.13	0.00	-0.72	4.1720	2	0	9	10.32	10.11	11.93
14-mar-37	US715638AU64	1.130	6.550	104.5770	-0.74	-1.55	-0.83	6.0110	8	18	9	8.41	8.16	12.26
11-mar-41	US715638DS81	1.250	3.300	72.2010	-0.82	-1.40	-0.70	6.0230	10	17	8	11.64	11.30	16.31
18-nov-50	US715638BM30	2.545	5.625	93.4950	-0.65	-1.18	-0.44	6.1300	5	10	4	13.31	12.92	26.14
10-mar-51	US715638DT64	1.750	3.550	67.5310	-0.80	-1.32	-0.71	6.0380	8	13	7	14.75	14.32	26.45
08-ago-54	US715638EC21	1.750	5.875	95.3810	-0.83	-1.63	-0.75	6.2190	6	12	6	14.00	13.57	29.91
01-dic-60	US715638DQ26	2.000	2.780	53.1090	-0.84	-1.78	-0.66	5.9650	9	19	7	17.51	17.00	36.32
15-ene-72	US715638DW93	1.000	3.600	60.9030	-0.96	-1.66	-0.74	6.1550	10	16	7	16.93	16.43	47.61
28-jul-21	US715638DR09	1.000	3.230	52.8940	-0.77	-1.60	-0.63	6.1230	9	18	7	16.95	16.45	97.86

Índice de bonos soberanos / Peruvian sovereign bond index

Índice / Index	Valor / Value	Cambio / Change		Rend anual % / Annual yield %	Cambio / Change (bps.)		Composición del índice (%) / Index composition (%)											
		Diario / Daily	Semanal / Weekly		Diario / Daily	Semanal / Weekly	12-Ago-26	12-Ago-28	12-Feb-29	12-Ago-31	12-Ago-32	12-Ago-33	12-Ago-34	12-Ago-37	12-Ago-39	12-Ago-40	12-Feb-42	12-Feb-55
Índice de bonos soberanos nominal / Nominal sovereign bond index	409	-2	1	8.56	-74	101	2.55	4.70	8.41	12.78	13.62	13.57	9.89	12.79	10.15	6.40	3.02	2.12

Índice / Index	Valor / Value	Cambio / Change		Rend anual % / Annual yield %	Cambio / Change (bps.)		Composición del índice (%) / Index composition (%)				
		Diario / Daily	Semanal / Weekly		Diario / Daily	Semanal / Weekly	12-Feb-30	31-Ene-35	12-Feb-40	12-Feb-46	12-Feb-54
Índice de bonos soberanos real / Real sovereign bond index	224	0	6	0.99	32	235	2.46	36.44	6.31	19.78	35.01



Fuente/Source: MEF, BCRP, BLOOMBERG, DATATEC.

* Para mayor información respecto a la valorización de los bonos y letras puede consultar en: http://www.mef.gob.pe/contenidos/tesoro_pub/gestion_act_pas/Manual_valorizacion_instrumentos_del_Tesoro.pdf

** Precio de los bonos a fecha de liquidación T+0.

*** Última negociación 1:30 pm

**** Información con horario de corte 4:30 pm.