

DEVENGADOS Vs MARCO INICIAL Y SUS MODIFICACIONES - 2018
Del mes de Enero a Setiembre
(EN NUEVOS SOLES)
CONSOLIDADO

SECTOR : 09 ECONOMIA Y FINANZAS
PLIEGO : 009 M. DE ECONOMIA Y FINANZAS

M E N S U A L I Z A D O

CATEGORIA ESPECIFICA DET	PIA	MODIFIC.	PIM	ENE	FEB	MAR	ABR	MAY	JUN	JUL	AGO	SET	OCT	NOV	DIC	TOTAL DEVENGADOS	SALDO
GENZO	RESERV3,303,086,752	-1,907,758,072	1,395,328,680	0.00	0.00	0.00	0.00	0.00	0.00	0.00	0.00	0.00	0.00	0.00	0.00	0.00	1,395,328,680.00
2.0.1	RESERV3,303,086,752	-1,907,758,072	1,395,328,680	0.00	0.00	0.00	0.00	0.00	0.00	0.00	0.00	0.00	0.00	0.00	0.00	0.00	1,395,328,680.00
2.0.1.1	RESERV3,303,086,752	-1,907,758,072	1,395,328,680	0.00	0.00	0.00	0.00	0.00	0.00	0.00	0.00	0.00	0.00	0.00	0.00	0.00	1,395,328,680.00
2.0.1.1.1	RESERV3,303,086,752	-1,907,758,072	1,395,328,680	0.00	0.00	0.00	0.00	0.00	0.00	0.00	0.00	0.00	0.00	0.00	0.00	0.00	1,395,328,680.00
2.0.1.1.1.1	RESERV3,303,086,752	-1,907,758,072	1,395,328,680	0.00	0.00	0.00	0.00	0.00	0.00	0.00	0.00	0.00	0.00	0.00	0.00	0.00	1,395,328,680.00
2.0.1.1.1.1.1	PERSON	43,062,269	43,039,506	3,191,364.27	2,998,762.30	3,079,578.18	3,210,068.78	3,095,465.71	3,130,160.97	3,263,497.05	3,083,497.05	3,086,762.84	0.00	0.00	0.00	28,140,172.68	14,899,333.32
2.1.1	RETRIBU	40,885,369	41,230,470	3,142,809.92	2,950,234.66	3,028,262.62	3,150,828.58	3,041,978.30	3,075,516.56	3,209,590.96	3,028,775.77	3,032,526.81	0.00	0.00	0.00	27,660,524.20	13,569,945.80
2.1.1.1	PERSON	35,755,973	34,943,085	2,825,535.14	2,600,306.20	2,685,755.85	2,624,570.89	2,590,877.85	2,564,945.37	2,620,893.13	2,588,130.85	2,580,392.03	0.00	0.00	0.00	23,481,407.31	11,461,677.69
2.1.1.1.1	PERSON	7,124,405	7,183,505	526,514.14	524,978.20	552,896.61	546,423.90	560,737.22	539,513.30	555,984.43	565,139.28	561,750.24	0.00	0.00	0.00	4,935,937.32	2,247,567.68
2.1.1.1.1.2	PERSON	6,882,689	6,941,789	509,545.17	507,009.23	534,927.64	530,125.47	543,006.25	521,782.33	537,180.98	544,723.87	542,839.66	0.00	0.00	0.00	4,770,140.60	2,171,648.40
2.1.1.1.1.3	PERSON	241,716	0	241,716	17,968.97	17,968.97	18,298.43	17,730.97	17,730.97	18,803.45	20,415.41	18,910.58	0.00	0.00	0.00	185,796.72	75,919.28
2.1.1.1.2	OTRAS	28,631,568	27,759,580	2,095,021.00	2,075,328.00	2,132,859.24	2,076,146.99	2,030,140.63	2,025,432.07	2,064,908.70	2,022,991.57	2,018,641.79	0.00	0.00	0.00	18,545,469.99	9,214,110.01
2.1.1.1.2.1	ASIGNAC	28,592,688	27,713,980	2,095,781.00	2,072,089.00	2,129,619.24	2,072,906.99	2,026,132.63	2,021,460.07	2,060,864.70	2,018,911.57	2,014,561.79	0.00	0.00	0.00	18,512,325.99	9,201,654.01
2.1.1.1.2.99	OTRAS	38,880	45,600	3,240.00	3,240.00	3,240.00	3,240.00	4,008.00	3,972.00	4,044.00	4,080.00	4,080.00	0.00	0.00	0.00	33,144.00	12,456.00
2.1.1.4	PERSON	4,000,788	4,692,042	333,374.78	333,374.78	333,374.78	333,374.78	411,167.74	408,698.15	416,107.00	419,811.43	419,811.43	0.00	0.00	0.00	3,408,094.87	1,282,947.13
2.1.1.4.2	OTRAS	4,000,788	4,692,042	333,374.78	333,374.78	333,374.78	333,374.78	411,167.74	408,698.15	416,107.00	419,811.43	419,811.43	0.00	0.00	0.00	3,408,094.87	1,282,947.13
2.1.1.4.2.1	BONO	4,000,788	4,692,042	333,374.78	333,374.78	333,374.78	333,374.78	411,167.74	408,698.15	416,107.00	419,811.43	419,811.43	0.00	0.00	0.00	3,408,094.87	1,282,947.13
2.1.1.9	GASTOS	948,608	466,735	1,415,343	6,053.70	9,131.99	168,882.91	27,932.71	89,873.04	172,590.83	20,833.49	32,323.35	0.00	0.00	0.00	698,022.02	717,320.98
2.1.1.9.1	ESCOLA	695,887	773,000	170,400.00	0.00	0.00	37,333.33	0.00	33,333.33	171,611.15	0.00	0.00	0.00	0.00	0.00	412,677.81	360,322.19
2.1.1.9.1.2	AGUINAL	508,200	587,400	0.00	0.00	0.00	37,333.33	0.00	33,333.33	171,611.15	0.00	0.00	0.00	0.00	0.00	242,277.81	345,122.19
2.1.1.9.1.3	BONIFICA	187,687	185,600	170,400.00	0.00	0.00	0.00	0.00	0.00	0.00	0.00	0.00	0.00	0.00	0.00	170,400.00	15,200.00
2.1.1.9.2	COMPEN	121,408	364,393	0.00	1,422.00	1,035.91	66,876.20	27,900.91	28,406.36	0.00	20,415.60	30,536.26	0.00	0.00	0.00	176,593.24	187,799.76
2.1.1.9.2.1	COMPEN	121,408	364,393	0.00	1,422.00	1,035.91	66,876.20	27,900.91	28,406.36	0.00	20,415.60	30,536.26	0.00	0.00	0.00	176,593.24	187,799.76
2.1.1.9.3	OTROS	131,313	277,950	0.00	4,631.70	8,095.08	64,673.38	31.80	28,133.35	979.68	417.89	1,787.68	0.00	0.00	0.00	108,750.97	169,199.03
2.1.1.9.3.1	ASIGNAC	12,473	34,618	0.00	4,631.70	8,054.01	64,673.38	0.00	2,738.90	979.68	0.00	1,684.42	0.00	0.00	0.00	18,089.21	16,528.79
2.1.1.9.3.3	COMPEN	118,840	243,332	0.00	0.00	42.07	64,673.38	31.80	25,394.45	0.00	417.89	102.17	0.00	0.00	0.00	90,661.76	152,670.24
2.1.1.10	DIETAS	180,000	0	180,000	10,500.00	0.00	24,000.00	12,000.00	12,000.00	0.00	0.00	0.00	0.00	0.00	0.00	72,000.00	108,000.00
2.1.1.10.1	DIETAS	180,000	0	180,000	10,500.00	0.00	24,000.00	12,000.00	12,000.00	0.00	0.00	0.00	0.00	0.00	0.00	72,000.00	108,000.00
2.1.1.10.1.1	DIETAS	180,000	0	180,000	10,500.00	0.00	24,000.00	12,000.00	12,000.00	0.00	0.00	0.00	0.00	0.00	0.00	72,000.00	108,000.00
2.1.2	OTRAS	1,505,593	1,105,593	-400,000	0.00	0.00	0.00	0.00	0.00	0.00	0.00	0.00	0.00	0.00	0.00	0.00	1,105,593.00
2.1.2.1	RETRIBU	1,505,593	1,105,593	-400,000	0.00	0.00	0.00	0.00	0.00	0.00	0.00	0.00	0.00	0.00	0.00	0.00	1,105,593.00



DEVENGADOS Vs MARCO INICIAL Y SUS MODIFICACIONES - 2018
Del mes de Enero a Setiembre
(EN NUEVOS SOLES)
CONSOLIDADO

SECTOR : 09 ECONOMIA Y FINANZAS
PLIEGO : 009 M. DE ECONOMIA Y FINANZAS

M E N S U A L I Z A D O

CATEGORIA ESPECIFICA DET	PIA	MODIFIC.	PIM	ENE	FEB	MAR	ABR	MAY	JUN	JUL	AGO	SET	OCT	NOV	DIC	TOTAL DEVENGADOS	SALDO
2.1.2.1.1	BIENES	1,505,593	-400,000	1,105,593	0.00	0.00	0.00	0.00	0.00	0.00	0.00	0.00	0.00	0.00	0.00	0.00	1,105,593.00
2.1.2.1.1	UNIFORM	1,505,593	-400,000	1,105,593	0.00	0.00	0.00	0.00	0.00	0.00	0.00	0.00	0.00	0.00	0.00	0.00	1,105,593.00
2.1.3	CONTRIB	671,307	32,136	703,443	48,527.42	51,315.56	59,241.20	54,487.41	54,644.41	53,906.09	54,736.01	54,236.03	54,236.03	0.00	0.00	479,648.48	223,794.52
2.1.3.1	OBLIGACI	671,307	32,136	703,443	48,527.42	51,315.56	59,241.20	54,487.41	54,644.41	53,906.09	54,736.01	54,236.03	54,236.03	0.00	0.00	479,648.48	223,794.52
2.1.3.1.1	OBLIGACI	671,307	32,136	703,443	48,527.42	51,315.56	59,241.20	54,487.41	54,644.41	53,906.09	54,736.01	54,236.03	54,236.03	0.00	0.00	479,648.48	223,794.52
2.1.3.1.1.5	CONTRIB	671,307	32,136	703,443	48,527.42	51,315.56	59,241.20	54,487.41	54,644.41	53,906.09	54,736.01	54,236.03	54,236.03	0.00	0.00	479,648.48	223,794.52
GEN2	PENSION	36,952,000	615,612	37,567,612	2,393,093.82	2,200,041.00	2,097,432.64	2,634,420.13	2,637,085.36	3,037,945.96	2,601,440.13	3,131,738.19	0.00	0.00	23,096,774.09	14,470,837.91	
2.2.1	PENSION	25,689,105	615,612	26,304,717	1,866,590.69	1,727,255.94	1,748,014.65	1,903,625.59	1,703,685.20	2,378,240.64	1,694,897.37	1,656,290.27	0.00	0.00	16,936,598.83	9,368,118.17	
2.2.1.1	PENSION	25,689,105	615,612	26,304,717	1,866,590.69	1,727,255.94	1,748,014.65	1,903,625.59	1,703,685.20	2,378,240.64	1,694,897.37	1,656,290.27	0.00	0.00	16,936,598.83	9,368,118.17	
2.2.1.1.1	PENSION	23,681,105	615,612	24,296,717	1,864,990.69	1,725,655.94	1,748,014.65	1,902,825.59	1,703,285.20	1,877,717.64	1,694,897.37	1,656,290.27	0.00	0.00	15,745,802.11	8,550,914.89	
2.2.1.1.1.1	REGIMEN	23,667,079	615,612	24,282,691	1,863,890.69	1,724,555.94	1,746,914.65	1,901,725.59	1,702,185.20	1,876,617.64	1,693,797.37	1,655,190.27	0.00	0.00	15,735,902.11	8,546,788.89	
2.2.1.1.1.99	OTROS	14,025	0	14,025	1,100.00	1,100.00	1,100.00	1,100.00	1,100.00	1,100.00	1,100.00	1,100.00	0.00	0.00	9,900.00	4,126.00	
2.2.1.1.2	OTRAS	2,008,000	0	2,008,000	685,873.72	1,600.00	0.00	800.00	400.00	500,523.00	0.00	0.00	0.00	0.00	0.00	1,190,796.72	817,203.28
2.2.1.1.2.1	ESCOLA	2,008,000	0	2,008,000	685,873.72	1,600.00	0.00	800.00	400.00	500,523.00	0.00	0.00	0.00	0.00	0.00	1,190,796.72	817,203.28
2.2.2	PRESTAC	11,262,895	0	11,262,895	5,578.38	526,503.13	472,785.06	830,794.54	933,400.16	659,705.32	906,542.76	1,475,447.92	0.00	0.00	6,160,175.26	5,102,719.74	
2.2.2.2	ASISTEN	59,387	0	59,387	4,865.58	4,865.58	4,865.58	4,865.58	4,865.58	4,865.58	4,865.58	4,865.58	0.00	0.00	43,790.22	14,596.78	
2.2.2.2.1	PENSION	59,387	0	59,387	4,865.58	4,865.58	4,865.58	4,865.58	4,865.58	4,865.58	4,865.58	4,865.58	0.00	0.00	43,790.22	14,596.78	
2.2.2.2.1.1	PENSION	38,016	0	38,016	3,168.00	3,168.00	3,168.00	3,168.00	3,168.00	3,168.00	3,168.00	3,168.00	0.00	0.00	28,512.00	9,504.00	
2.2.2.2.1.2	PENSION	20,371	0	20,371	1,697.58	1,697.58	1,697.58	1,697.58	1,697.58	1,697.58	1,697.58	1,697.58	0.00	0.00	15,278.22	5,092.78	
2.2.2.3	ENTREG	11,204,508	0	11,204,508	712.80	521,637.55	467,919.48	344,552.41	928,534.58	654,839.74	901,677.18	1,470,582.34	0.00	0.00	6,116,385.04	5,088,122.96	
2.2.2.3.4	OTRAS	11,204,508	0	11,204,508	712.80	521,637.55	467,919.48	344,552.41	928,534.58	654,839.74	901,677.18	1,470,582.34	0.00	0.00	6,116,385.04	5,088,122.96	
2.2.2.3.4.1	SEGURO	11,163,544	0	11,163,544	0.00	519,891.11	466,605.99	825,080.30	926,720.03	654,075.74	901,677.18	1,470,184.62	0.00	0.00	6,108,787.38	5,054,756.62	
2.2.2.3.4.2	GASTOS	32,000	0	32,000	1,114.58	1,242.18	0.00	383.54	1,702.32	764.00	0.00	397.72	0.00	0.00	5,604.34	26,395.66	
2.2.2.3.4.3	GASTOS	8,964	0	8,964	712.80	631.86	71.31	465.12	112.23	0.00	0.00	0.00	0.00	0.00	1,993.32	6,970.68	
GEN3	BIENES Y	407,107,021	132,961,048	540,068,069	22,077,544.61	150,228,088.02	23,778,420.40	24,494,486.47	25,982,889.03	28,015,764.10	25,584,725.48	25,603,322.92	0.00	0.00	352,702,589.74	187,365,499.26	
2.3.1	COMPRA	8,607,298	-3,973,138	4,634,160	131,393.06	111,383.64	236,967.01	229,072.23	165,782.45	264,739.03	153,095.01	124,493.62	0.00	0.00	1,708,532.74	2,925,627.26	
2.3.1.1	ALIMENT	530,397	169,275	699,672	49,806.86	29,984.05	40,549.61	32,777.27	12,904.08	13,732.07	30,727.57	25,757.35	0.00	0.00	260,380.39	439,291.61	
2.3.1.1.1	ALIMENT	530,397	169,275	699,672	49,806.86	29,984.05	40,549.61	32,777.27	12,904.08	13,732.07	30,727.57	25,757.35	0.00	0.00	260,380.39	439,291.61	
2.3.1.1.1.1	ALIMENT	530,397	169,275	699,672	49,806.86	29,984.05	40,549.61	32,777.27	12,904.08	13,732.07	30,727.57	25,757.35	0.00	0.00	260,380.39	439,291.61	
2.3.1.2	VESTUAR	176,213	-61,722	114,491	0.00	0.00	0.00	0.00	0.00	0.00	0.00	0.00	0.00	0.00	0.00	114,491.00	
2.3.1.2.1	VESTUAR	176,213	-61,722	114,491	0.00	0.00	0.00	0.00	0.00	0.00	0.00	0.00	0.00	0.00	0.00	114,491.00	



DEVENGADOS Vs MARCO INICIAL Y SUS MODIFICACIONES - 2018
Del mes de Enero a Setiembre
(EN NUEVOS SOLES)
CONSOLIDADO

SECTOR : 09 ECONOMIA Y FINANZAS
PLIEGO : 009 M. DE ECONOMIA Y FINANZAS

M E N S U A L I Z A D O

CATEGORIA ESPECIFICA/DET	PIA	MODIFIC.	PIM	ENE	FEB	MAR	ABR	MAY	JUN	JUL	AGO	SET	OCT	NOV	DIC	TOTAL DEVENGADOS	SALDO
2.3.1.2.1.1 VESTUAR	176,213	-61,722	114,491	0,00	0,00	0,00	0,00	0,00	0,00	0,00	0,00	0,00	0,00	0,00	0,00	0,00	114,491,00
2.3.1.3 COMBUS	205,810	-21,503	184,307	0,00	11,722,35	13,407,71	13,813,27	28,967,74	-930,81	15,837,80	22,466,44	9,956,92	9,956,92	0,00	0,00	115,241,42	69,065,58
2.3.1.3.1 COMBUS	205,810	-21,503	184,307	0,00	11,722,35	13,407,71	13,813,27	28,967,74	-930,81	15,837,80	22,466,44	9,956,92	9,956,92	0,00	0,00	115,241,42	69,065,58
2.3.1.3.1.1 COMBUS	205,810	-23,450	182,360	0,00	11,722,35	13,407,71	13,813,27	28,967,74	-930,81	13,890,80	22,466,44	9,956,92	9,956,92	0,00	0,00	113,294,42	69,065,58
2.3.1.3.1.2 GASES	0	1,947	1,947	0,00	0,00	0,00	0,00	0,00	0,00	1,947,00	0,00	0,00	0,00	0,00	0,00	1,947,00	0,00
2.3.1.5 MATERIA	3,776,117	-1,439,555	2,336,562	47,134,20	46,438,39	137,973,43	158,912,27	203,775,15	111,618,81	164,960,22	70,594,00	69,065,44	0,00	0,00	0,00	1,010,469,91	1,325,092,09
2.3.1.5.1 DE	3,394,469	-1,594,925	1,799,544	41,359,20	23,680,71	112,052,20	96,206,53	169,166,32	48,424,08	125,414,03	65,373,23	26,245,15	0,00	0,00	0,00	707,941,45	1,081,602,55
2.3.1.5.1.1 REPUEST	212,048	-17,685	194,363	680,00	5,007,00	4,466,00	2,250,00	10,566,76	22,761,32	930,00	9,530,76	930,00	0,00	0,00	0,00	57,121,84	137,241,16
2.3.1.5.1.2 PAPELER	3,172,421	-1,577,240	1,595,181	40,679,20	18,673,71	107,586,20	93,956,53	158,619,56	25,662,76	124,484,03	55,842,47	25,315,15	0,00	0,00	0,00	650,819,61	944,361,39
2.3.1.5.3 ASEO,	203,879	83,808	287,687	5,325,00	21,762,70	4,217,62	60,892,14	23,258,33	58,432,69	6,746,40	4,964,17	28,762,83	0,00	0,00	0,00	214,361,88	73,325,12
2.3.1.5.3.1 ASEO,	199,607	71,582	271,189	5,325,00	21,332,59	3,715,14	60,713,14	23,163,73	57,699,34	6,738,80	4,964,17	28,762,83	0,00	0,00	0,00	212,404,54	58,784,46
2.3.1.5.3.2 DE	4,272	12,226	16,498	0,00	430,11	502,48	179,00	104,60	733,35	7,80	0,00	0,00	0,00	0,00	0,00	1,957,34	14,540,66
2.3.1.5.4 ELECTRI	10,251	115,569	125,820	450,00	994,98	2,286,00	1,813,60	1,963,66	4,760,04	20,026,29	256,60	1,283,96	0,00	0,00	0,00	33,835,13	91,984,87
2.3.1.5.4.1 ELECTRI	10,251	115,569	125,820	450,00	994,98	2,286,00	1,813,60	1,963,66	4,760,04	20,026,29	256,60	1,283,96	0,00	0,00	0,00	33,835,13	91,984,87
2.3.1.5.99 OTROS	177,518	-44,007	133,511	0,00	0,00	19,417,61	0,00	9,366,84	0,00	12,773,50	0,00	12,773,50	0,00	0,00	0,00	54,331,45	79,179,55
2.3.1.5.99.99 OTROS	177,518	-44,007	133,511	0,00	0,00	19,417,61	0,00	9,366,84	0,00	12,773,50	0,00	12,773,50	0,00	0,00	0,00	54,331,45	79,179,55
2.3.1.6 REPUEST	17,395	161,798	179,193	0,00	0,00	28,00	672,00	580,00	212,40	34,464,62	4,469,00	1,990,00	0,00	0,00	0,00	42,416,02	136,776,98
2.3.1.6.1 REPUEST	17,395	161,798	179,193	0,00	0,00	28,00	672,00	580,00	212,40	34,464,62	4,469,00	1,990,00	0,00	0,00	0,00	42,416,02	136,776,98
2.3.1.6.1.1 DE	0	10,237	10,237	0,00	0,00	0,00	0,00	0,00	0,00	0,00	0,00	0,00	0,00	0,00	0,00	0,00	10,237,00
2.3.1.6.1.2 DE	0	96,600	96,600	0,00	0,00	0,00	0,00	0,00	0,00	24,999,62	0,00	1,990,00	0,00	0,00	0,00	26,989,62	69,610,38
2.3.1.6.1.4 DE	17,395	30,678	48,073	0,00	0,00	28,00	672,00	510,00	212,40	9,465,00	4,469,00	0,00	0,00	0,00	0,00	15,144,00	32,929,00
2.3.1.6.1.99 OTROS	0	24,283	24,283	0,00	0,00	0,00	0,00	70,00	212,40	0,00	0,00	0,00	0,00	0,00	0,00	282,40	24,000,60
2.3.1.7 ENSERE	11,016	18,245	29,261	0,00	180,00	0,00	300,00	4,200,00	0,00	0,00	0,00	0,00	0,00	0,00	0,00	4,680,00	24,581,00
2.3.1.7.1 ENSERE	11,016	18,245	29,261	0,00	180,00	0,00	300,00	4,200,00	0,00	0,00	0,00	0,00	0,00	0,00	0,00	4,680,00	24,581,00
2.3.1.7.1.1 ENSERE	11,016	18,245	29,261	0,00	180,00	0,00	300,00	4,200,00	0,00	0,00	0,00	0,00	0,00	0,00	0,00	4,680,00	24,581,00
2.3.1.8 SUMINIS	29,381	5,623	35,004	0,00	37,80	43,15	473,38	95,30	200,00	48,55	549,80	7,624,25	0,00	0,00	0,00	9,072,23	25,931,77
2.3.1.8.1 PRODDUC	15,909	6,741	22,650	0,00	37,80	43,15	193,38	95,30	200,00	48,55	549,80	7,624,25	0,00	0,00	0,00	8,792,23	13,657,77
2.3.1.8.1.2 MEDICAM	15,720	3,000	18,720	0,00	37,80	43,15	193,38	95,30	200,00	48,55	549,80	7,547,25	0,00	0,00	0,00	8,715,23	10,004,77
2.3.1.8.1.99 OTROS	189	3,741	3,930	0,00	0,00	0,00	0,00	0,00	0,00	0,00	0,00	77,00	0,00	0,00	0,00	77,00	3,653,00
2.3.1.8.2 MATERIA	13,472	-1,118	12,354	0,00	0,00	0,00	280,00	0,00	0,00	0,00	0,00	0,00	0,00	0,00	0,00	280,00	12,074,00
2.3.1.8.2.1 MATERIA	13,472	-1,118	12,354	0,00	0,00	0,00	280,00	0,00	0,00	0,00	0,00	0,00	0,00	0,00	0,00	280,00	12,074,00



DEVENGADOS Vs MARCO INICIAL Y SUS MODIFICACIONES - 2018
Del mes de Enero a Setiembre
(EN NUEVOS SOLES)
CONSOLIDADO

SECTOR : 09 ECONOMIA Y FINANZAS
PLIEGO : 009 M. DE ECONOMIA Y FINANZAS

M E N S U A L I Z A D O

CATEGORIA ESPECIFICA DET	PIA	MODIFIC.	PM	ENE	FEB	MAR	ABR	MAY	JUN	JUL	AGO	SET	OCT	NOV	DIC	TOTAL DEVENGADOS	SALDO
2.3.1.9 MATERIA	1,333	-1,333	0	0.00	0.00	0.00	0.00	0.00	0.00	0.00	0.00	0.00	0.00	0.00	0.00	0.00	0.00
2.3.1.9.1 MATERIA	1,333	-1,333	0	0.00	0.00	0.00	0.00	0.00	0.00	0.00	0.00	0.00	0.00	0.00	0.00	0.00	0.00
2.3.1.9.1.99 OTROS	1,333	-1,333	0	0.00	0.00	0.00	0.00	0.00	0.00	0.00	0.00	0.00	0.00	0.00	0.00	0.00	0.00
2.3.1.11 SUMINIS	0	161,684	161,684	0.00	644.80	996.40	360.80	287.00	4,919.10	13,843.55	205.20	2,677.00	2,677.00	0.00	0.00	23,933.65	137,750.15
2.3.1.11.1 SUMINIS	0	161,684	161,684	0.00	644.80	996.40	360.80	287.00	4,919.10	13,843.55	205.20	2,677.00	2,677.00	0.00	0.00	23,933.65	137,750.15
2.3.1.11.1.1 PARA	0	32,171	32,171	0.00	0.00	0.00	0.00	0.00	43.50	0.00	0.00	0.00	0.00	0.00	0.00	43.50	32,127.50
2.3.1.11.1.5 OTROS	0	81,974	81,974	0.00	644.80	996.40	360.80	287.00	4,919.10	9,978.64	161.70	687.00	687.00	0.00	0.00	18,035.44	63,938.56
2.3.1.11.1.6 MATERIA	0	47,539	47,539	0.00	0.00	0.00	0.00	0.00	0.00	3,864.91	0.00	1,990.00	1,990.00	0.00	0.00	5,854.91	41,684.09
2.3.1.99 COMPRA	3,859,636	-2,965,650	893,986	34,452.00	22,376.25	43,968.71	21,763.24	40,797.42	25,623.42	21,852.22	24,083.00	7,422.66	7,422.66	0.00	0.00	242,338.92	651,647.08
2.3.1.99.1 COMPRA	3,859,636	-2,965,650	893,986	34,452.00	22,376.25	43,968.71	21,763.24	40,797.42	25,623.42	21,852.22	24,083.00	7,422.66	7,422.66	0.00	0.00	242,338.92	651,647.08
2.3.1.99.1.1 HERRAMI	0	785	785	0.00	0.00	0.00	0.00	0.00	0.00	0.00	0.00	0.00	0.00	0.00	0.00	0.00	785.00
2.3.1.99.1.1.1 LIBROS,	1,734,905	-1,141,839	593,066	33,910.00	19,743.05	42,251.51	13,690.74	6,387.78	5,863.32	19,635.05	22,460.00	6,163.76	6,163.76	0.00	0.00	170,125.21	422,940.79
2.3.1.99.1.1.5 SIMBOLO	9,578	9,578	10,537	0.00	0.00	0.00	1,350.00	0.00	0.00	0.00	0.00	0.00	0.00	0.00	0.00	1,350.00	9,187.00
2.3.1.99.1.99 OTROS	2,115,153	-1,825,555	289,598	542.00	2,633.20	1,717.20	6,722.50	34,409.64	19,740.10	2,217.17	1,623.00	1,258.90	1,258.90	0.00	0.00	70,863.71	218,734.29
2.3.2.1 CONTRA	398,499,723	136,934,186	535,433,909	21,946,151.55	150,116,704.38	23,541,453.39	24,265,414.24	26,634,712.02	25,818,116.58	27,751,025.07	25,441,630.47	25,478,629.30	25,478,629.30	0.00	0.00	350,994,037.00	184,439,872.00
2.3.2.1.1 VIAJES	22,884,396	-17,498,072	5,386,324	651,770.07	355,387.61	486,677.74	274,318.65	126,871.92	247,275.10	176,635.88	264,242.06	218,967.37	218,967.37	0.00	0.00	2,802,146.40	2,584,177.60
2.3.2.1.1.1 VIAJES	1,813,047	-1,174,782	638,265	46,006.40	17,369.57	37,790.91	51,648.71	3,950.47	52,928.08	5,874.97	5,888.50	4,927.20	4,927.20	0.00	0.00	226,382.81	411,882.19
2.3.2.1.1.1.1 PASAJES	1,258,821	-782,188	476,633	27,236.60	13,194.10	13,390.89	60,077.96	0.00	45,396.10	9,163.33	5,888.50	0.00	0.00	0.00	0.00	174,347.48	302,285.52
2.3.2.1.1.2 VIATICOS	554,226	-392,594	161,632	18,769.80	4,175.47	24,400.02	-8,429.25	3,950.47	7,529.98	-3,288.36	0.00	4,927.20	4,927.20	0.00	0.00	52,035.33	109,596.67
2.3.2.1.2 VIAJES	21,071,349	-16,323,290	4,748,059	685,763.67	338,016.04	448,886.83	222,669.94	122,921.45	194,349.02	170,760.91	258,353.56	214,040.17	214,040.17	0.00	0.00	2,575,763.59	2,172,295.41
2.3.2.1.2.1 PASAJES	5,469,581	-3,772,556	1,697,025	30,826.00	21,903.76	195,211.54	116,940.07	87,943.29	64,650.71	43,604.60	55,348.74	74,553.07	74,553.07	0.00	0.00	690,981.78	1,006,043.22
2.3.2.1.2.2 VIATICOS	10,852,978	-8,230,496	2,622,482	523,734.17	280,393.18	216,963.89	65,641.57	18,870.06	101,768.31	101,262.11	164,596.52	97,581.30	97,581.30	0.00	0.00	1,570,811.11	1,051,670.89
2.3.2.1.2.99 OTROS	4,748,790	-4,320,238	428,552	51,203.50	35,721.10	36,711.40	40,088.30	16,108.10	27,930.00	25,894.20	38,408.30	41,905.80	41,905.80	0.00	0.00	313,970.70	114,581.30
2.3.2.2 SERVICI	16,321,757	436,495	16,758,252	149,173.69	425,626.48	1,344,517.58	934,202.95	764,530.28	735,849.53	988,716.68	528,564.12	1,137,729.58	1,137,729.58	0.00	0.00	7,008,910.89	9,749,341.11
2.3.2.2.1 SERVICI	3,025,243	-157,800	2,867,443	145,845.76	188,174.95	229,756.68	245,198.14	244,716.77	235,223.75	198,554.00	172,881.61	183,600.85	183,600.85	0.00	0.00	1,853,951.51	1,013,491.49
2.3.2.2.1.1 SERVICI	2,649,416	-132,870	2,516,546	131,586.85	167,547.11	207,121.09	222,159.46	223,221.31	187,929.19	174,569.77	168,158.99	175,627.21	175,627.21	0.00	0.00	1,667,920.98	848,625.02
2.3.2.2.1.2 SERVICI	375,827	-24,930	350,897	14,258.91	20,627.84	22,635.59	23,038.68	21,494.46	37,294.56	23,984.23	4,722.62	17,973.64	17,973.64	0.00	0.00	186,030.53	164,866.47
2.3.2.2.2 SERVICI	5,550,400	-1,457,964	4,092,436	1,344.60	102,831.73	257,473.37	157,762.83	122,580.96	155,592.59	327,657.84	171,912.84	95,079.44	95,079.44	0.00	0.00	1,392,236.20	2,700,199.80
2.3.2.2.2.1 SERVICI	1,795,283	-1,095,683	699,600	435.00	2,694.12	49,892.90	8,217.46	435.00	1,978.83	175,198.92	47,750.76	51,080.17	51,080.17	0.00	0.00	337,683.16	361,916.84
2.3.2.2.2.2 SERVICI	484,729	-52,196	432,533	664.81	3,367.54	76,420.58	39,314.35	3,360.79	36,169.65	3,993.73	94,602.21	32,615.49	32,615.49	0.00	0.00	290,499.15	142,033.65
2.3.2.2.2.3 SERVICI	3,270,388	-310,085	2,960,303	244.79	96,770.07	131,159.89	110,231.02	118,785.17	117,444.11	148,475.19	29,559.87	11,383.78	11,383.78	0.00	0.00	764,053.89	2,196,249.11



DEVENGADOS Vs MARCO INICIAL Y SUS MODIFICACIONES - 2018
Del mes de Enero a Setiembre
(EN NUEVOS SOLES)
CONSOLIDADO

SECTOR : 09 ECONOMIA Y FINANZAS
PLIEGO : 009 M. DE ECONOMIA Y FINANZAS

M E N S U A L I Z A D O

CATEGORIA ESPECIFICA DET	PIA	MODIFIC.	PIM	ENE	FEB	MAR	ABR	MAY	JUN	JUL	AGO	SET	OCT	NOV	DIC	TOTAL DEVENGADOS	SALDO
2.3.2.2.3	SERVICI	4,258,008	2,762,191	7,020,189	142,80	722,406.51	155,005.98	350,087.51	300,363.00	392,546.84	169,056.57	152,225.48	0.00	0.00	0.00	2,302,875.80	4,717,323.20
2.3.2.2.3.1	CORREO	3,407,275	780,985	4,188,260	63.00	389,192.24	35,457.88	149,399.34	178,248.77	260,443.87	93,668.71	151,440.86	0.00	0.00	0.00	1,308,140.08	2,880,119.92
2.3.2.2.3.99	OTROS	850,733	1,981,206	2,831,939	79.90	333,224.27	119,548.10	200,688.17	122,114.23	132,102.97	75,387.86	784.62	0.00	0.00	0.00	994,735.72	1,837,203.28
2.3.2.2.4	SERVICI	3,488,106	-769,932	2,718,174	1,840.43	134,881.02	376,236.00	47,146.04	44,670.19	69,958.00	14,713.10	696,823.81	0.00	0.00	0.00	1,459,847.38	1,316,326.62
2.3.2.2.4.1	SERVICI	0	600	600	0.00	0.00	0.00	0.00	0.00	0.00	0.00	0.00	0.00	0.00	0.00	600.00	600.00
2.3.2.2.4.2	OTROS	3,260,550	-683,895	2,576,655	643.43	134,854.02	349,204.65	43,068.13	44,670.19	44,819.25	14,713.10	693,448.81	0.00	0.00	0.00	1,392,569.37	1,164,085.63
2.3.2.2.4.4	SERVICI	227,556	-26,637	200,919	1,197.00	27.00	27,031.35	4,077.91	0.00	25,138.75	0.00	3,375.00	0.00	0.00	0.00	67,278.01	133,640.99
2.3.2.3	SERVICI	10,283,968	2,338,056	12,622,024	0.00	694,230.65	821,068.43	1,582,929.30	892,580.30	407,250.24	1,300,001.51	797,618.95	0.00	0.00	0.00	6,728,295.20	5,693,728.80
2.3.2.3.1	SERVICI	10,283,968	2,338,056	12,622,024	0.00	694,230.65	821,068.43	1,582,929.30	892,580.30	407,250.24	1,300,001.51	797,618.95	0.00	0.00	0.00	6,728,295.20	5,693,728.80
2.3.2.3.1.1	SERVICI	2,763,043	-239,987	2,523,056	0.00	63,684.32	201,700.00	408,584.32	195,840.81	340,273.27	194,319.66	57,519.66	0.00	0.00	0.00	1,466,181.66	1,056,874.14
2.3.2.3.1.2	SERVICI	7,520,925	2,578,043	10,098,968	0.00	630,546.33	620,188.43	1,174,344.98	696,739.49	66,976.97	1,105,681.85	740,089.29	0.00	0.00	0.00	5,262,113.34	4,836,854.66
2.3.2.4	SERVICI	3,910,283	809,403	4,719,686	0.00	21,460.15	116,562.00	350,495.38	297,569.64	390,154.66	218,262.18	297,953.22	0.00	0.00	0.00	1,838,710.02	2,860,975.98
2.3.2.4.1	SERVICI	3,910,283	809,403	4,719,686	0.00	21,460.15	116,562.00	350,495.38	297,569.64	390,154.66	218,262.18	297,953.22	0.00	0.00	0.00	1,838,710.02	2,860,975.98
2.3.2.4.1.1	DE	1,197,268	516,270	1,713,538	0.00	7,953.36	49,606.78	89,341.35	139,653.09	290,850.41	36,790.19	106,956.64	0.00	0.00	0.00	731,134.10	982,403.90
2.3.2.4.1.3	DE	18,950	35,662	54,612	0.00	1,080.00	5,321.22	0.00	9,444.72	5,209.14	2,737.53	5,580.00	0.00	0.00	0.00	29,372.61	25,239.39
2.3.2.4.1.4	DE	96,360	-9,244	87,116	0.00	599.90	8,494.59	1,540.00	926.00	9,785.98	3,187.13	4,400.94	0.00	0.00	0.00	29,189.54	57,926.46
2.3.2.4.1.5	DE	2,597,705	260,115	2,857,820	0.00	11,826.89	53,139.41	259,614.03	142,845.83	83,709.10	175,547.33	181,015.64	0.00	0.00	0.00	1,043,713.74	1,814,106.26
2.3.2.4.1.99	DE	0	6,600	6,600	0.00	0.00	0.00	0.00	4,700.00	600.03	0.00	0.00	0.00	0.00	0.00	5,300.03	1,289.97
2.3.2.5	ALQUILE	11,096,417	-3,943,138	7,153,279	37,772.33	205,061.30	208,865.65	471,395.18	387,168.07	547,428.86	318,613.32	366,561.43	0.00	0.00	0.00	3,119,376.47	4,033,902.53
2.3.2.5.1	ALQUILE	11,096,417	-3,943,138	7,153,279	37,772.33	205,061.30	208,865.65	471,395.18	387,168.07	547,428.86	318,613.32	366,561.43	0.00	0.00	0.00	3,119,376.47	4,033,902.53
2.3.2.5.1.1	DE	4,796,474	-1,622,024	3,174,450	37,772.33	138,271.88	178,047.16	176,186.74	215,847.58	207,917.26	170,034.34	213,862.93	0.00	0.00	0.00	1,666,692.71	1,507,757.29
2.3.2.5.1.2	DE	0	25,350	25,350	0.00	0.00	0.00	4,950.00	0.00	0.00	3,060.00	0.00	0.00	0.00	0.00	8,010.00	17,340.00
2.3.2.5.1.3	DE	50,840	5,319	56,159	0.00	5,819.00	0.00	0.00	0.00	0.00	0.00	0.00	0.00	0.00	0.00	5,819.00	50,340.00
2.3.2.5.1.4	DE	2,718,766	-928,881	1,789,885	0.00	11,162.26	13,250.49	234,185.39	101,267.63	132,335.38	97,468.60	91,483.48	0.00	0.00	0.00	854,307.75	935,577.25
2.3.2.5.1.99	DE	3,530,337	-1,422,902	2,107,435	0.00	55,627.16	15,568.00	56,073.05	70,060.86	207,176.22	48,050.38	61,215.02	0.00	0.00	0.00	584,547.01	1,522,887.99
2.3.2.6	SERVICI	6,114,536	155,512,593	161,627,129	10,726.60	126,512,042.29	-3,731,537.97	82,525.76	701,264.23	17,121.74	21,023.67	387,742.36	0.00	0.00	0.00	124,007,247.80	37,619,861.20
2.3.2.6.1	SERVICI	127,516	1,572,242	1,699,758	8,315.00	6,447.95	2,780.00	75,912.81	662,330.00	4,718.50	15,834.50	37,479.12	0.00	0.00	0.00	819,943.48	879,814.52
2.3.2.6.1.1	GASTOS	4,200	1,575,737	1,579,937	7,285.00	5,152.50	0.00	51,125.81	660,000.00	2,597.50	6,702.50	34,151.12	0.00	0.00	0.00	772,219.43	807,717.57
2.3.2.6.1.2	GASTOS	123,316	-3,495	119,821	1,050.00	1,295.45	2,780.00	24,787.00	2,330.00	2,121.00	9,132.00	3,328.00	0.00	0.00	0.00	47,724.05	72,096.95
2.3.2.6.2	SERVICI	25,561	158,685,179	158,710,840	2,411.60	126,505,763.46	-3,737,985.92	3,559.12	4,732.43	11,329.24	4,748.83	3,743.47	0.00	0.00	0.00	122,803,805.74	35,907,034.26
2.3.2.6.2.1	CARGOS	25,561	65,179	110,840	2,411.60	3,703.91	3,559.12	5,503.51	4,732.43	11,329.24	4,748.83	3,743.47	0.00	0.00	0.00	44,832.50	66,007.50



DEVENGADOS Vs MARCO INICIAL Y SUS MODIFICACIONES - 2018
Del mes de Enero a Setiembre
(EN NUEVOS SOLES)
CONSOLIDADO

SECTOR : 09 ECONOMIA Y FINANZAS
PLIEGO : 009 M. DE ECONOMIA Y FINANZAS

M E N S U A L I Z A D O

CATEGORIA ESPECIFICA DET	PIA	MODIFIC.	PIM	EHE	FEB	MAR	ABR	MAY	JUN	JUL	AGO	SET	OCT	NOV	DIC	TOTAL DEVENGADOS	SALDO
2.3.2 6.2 99 OTROS	0	158,600,000	158,600,000	0,00	126,502,059.55	-3,743,096.31	0,00	0,00	0,00	0,00	0,00	0,00	0,00	0,00	0,00	122,758,973.24	35,841,026.76
2.3.2 6.3 SEGURO	5,961,359	-4,744,828	1,216,531	0,00	153.23	0,00	0,00	1,109.44	34,201.80	1,074.00	0,00	440.34	346,519.77	0,00	0,00	383,498.58	833,032.42
2.3.2 6.3 2 SEGURO	153,588	-17,599	135,989	0,00	0,00	0,00	0,00	0,00	0,00	0,00	0,00	0,00	55,339.36	0,00	0,00	55,339.36	80,649.64
2.3.2 6.3 3 SEGURO	5,810	250	6,060	0,00	0,00	0,00	0,00	0,00	0,00	810.00	0,00	0,00	0,00	0,00	0,00	810.00	5,250.00
2.3.2 6.3 4 OTROS	3,313,171	-2,892,354	420,817	0,00	153.23	0,00	0,00	1,109.44	34,201.80	264.00	0,00	440.34	52,678.89	0,00	0,00	88,848.70	331,968.30
2.3.2 6.3 99 OTROS	2,488,790	-1,935,125	653,665	0,00	0,00	0,00	0,00	0,00	0,00	0,00	0,00	0,00	238,500.52	0,00	0,00	238,500.52	415,164.48
2.3.2 7 SERVICI	206,329,810	5,321,734	211,651,544	12,590,505.30	13,367,369.88	15,962,655.11	13,326,401.56	14,677,744.70	13,993,014.01	16,416,612.20	14,461,482.55	14,107,405.19	0,00	0,00	0,00	128,911,190.30	82,740,353.70
2.3.2 7.1 SERVICI	28,793,684	8,157,867	36,951,551	4,720.00	108,000.00	1,354,630.03	774,867.52	2,400,691.59	520,724.36	3,686,512.47	1,511,407.78	970,717.43	0,00	0,00	0,00	11,332,271.18	25,619,279.82
2.3.2 7.1 1 CONSUL	11,369,754	1,665,027	13,034,781	0,00	108,000.00	105,337.53	42,800.00	193,407.00	436,057.80	159,306.30	0,00	0,00	0,00	0,00	0,00	1,044,908.63	11,989,872.37
2.3.2 7.1 2 ASESORI	16,966,980	1,993,123	18,960,103	4,720.00	0,00	67,040.00	614,320.82	795,196.09	84,666.56	3,457,106.17	1,491,907.78	916,717.43	0,00	0,00	0,00	7,431,674.85	11,528,428.15
2.3.2 7.1 3 AUDITOR	456,950	374,467	831,417	0,00	0,00	0,00	117,746.70	49,188.50	0,00	0,00	7,500.00	7,500.00	0,00	0,00	0,00	231,123.70	600,293.30
2.3.2 7.1 99 OTROS	0	4,125,250	4,125,250	0,00	0,00	1,133,064.00	0,00	1,362,900.00	0,00	70,100.00	12,000.00	46,500.00	0,00	0,00	0,00	2,624,564.00	1,500,686.00
2.3.2 7.2 SERVICI	133,029,882	11,062,506	144,091,388	10,912,860.83	11,319,808.32	12,162,855.82	10,502,775.05	11,046,272.98	11,706,464.68	11,373,478.13	11,618,215.49	12,209,802.74	0,00	0,00	0,00	102,852,534.04	41,238,853.96
2.3.2 7.2 1 CONSUL	1,939,827	921,258	2,861,083	134,660.00	38,640.00	137,720.00	91,480.00	276,310.00	152,870.00	113,035.00	65,335.00	14,610.00	0,00	0,00	0,00	1,024,660.00	1,836,423.00
2.3.2 7.2 2 ASESORI	450,000	387,356	837,356	12,000.00	21,000.00	39,000.00	40,800.00	95,400.00	66,000.00	58,239.12	100,650.00	70,769.56	0,00	0,00	0,00	503,858.68	333,497.32
2.3.2 7.2 6 LOCACIO	128,845,183	7,247,334	136,092,517	10,893,048.33	10,876,568.32	11,452,568.32	9,981,960.05	10,293,859.98	11,223,906.68	11,009,095.01	11,248,840.49	11,899,078.18	0,00	0,00	0,00	98,678,925.36	37,413,591.64
2.3.2 7.2 99 OTROS	1,793,872	2,506,560	4,300,432	73,152.50	383,600.00	533,567.50	388,535.00	380,703.00	263,688.00	193,109.00	203,390.00	225,345.00	0,00	0,00	0,00	2,645,090.00	1,655,342.00
2.3.2 7.3 SERVICI	1,502,084	-339,053	1,163,031	0,00	0,00	0,00	0,00	57,580.00	7,200.00	15,152.00	23,430.00	63,319.00	0,00	0,00	0,00	166,681.00	996,350.00
2.3.2 7.3 1 REALIZA	1,500,084	-339,473	1,160,611	0,00	0,00	0,00	0,00	57,580.00	7,200.00	15,152.00	23,430.00	63,319.00	0,00	0,00	0,00	166,681.00	993,930.00
2.3.2 7.3 2 REALIZA	2,000	420	2,420	0,00	0,00	0,00	0,00	0,00	0,00	0,00	0,00	0,00	0,00	0,00	0,00	0,00	2,420.00
2.3.2 7.4 SERVICI	11,161,741	-5,530,617	5,631,124	52,575.38	576,393.94	643,473.03	726,354.15	239,566.31	742,935.87	308,361.40	591,621.00	180,346.31	0,00	0,00	0,00	4,061,617.39	1,589,506.61
2.3.2 7.4 2 PROCES	0	108,000	108,000	26,265.38	0,00	0,00	26,346.45	-0.10	26,710.87	0,00	0,00	180,346.31	0,00	0,00	0,00	79,322.60	28,677.40
2.3.2 7.4 3 SOPORT	59,675	27,852	87,527	0,00	0,00	4,140.01	2,750.00	2,750.00	2,750.00	2,750.00	2,750.00	0,00	0,00	0,00	0,00	17,690.01	69,636.99
2.3.2 7.4 99 OTROS	11,102,066	-5,666,469	5,435,597	26,310.00	576,393.94	639,333.02	697,257.70	236,816.41	740,185.87	278,900.53	588,871.00	180,346.31	0,00	0,00	0,00	3,964,404.78	1,471,192.22
2.3.2 7.5 PRACTIC	2,269,500	401,534	2,671,034	193,474.83	185,970.03	195,262.13	330,282.84	58,029.73	163,376.77	187,340.14	125,415.40	140,151.02	0,00	0,00	0,00	1,579,202.89	1,091,831.11
2.3.2 7.5 1 ESTIPEN	18,000	1,955	19,955	0,00	2,550.00	1,700.00	1,700.00	1,700.00	1,700.00	906.66	1,700.00	1,700.00	0,00	0,00	0,00	13,656.66	6,298.34
2.3.2 7.5 2 PROPINA	2,251,500	399,579	2,651,079	193,474.83	163,320.03	193,562.13	328,582.84	56,329.73	161,676.77	186,433.48	123,715.40	138,451.02	0,00	0,00	0,00	1,565,546.23	1,085,532.77
2.3.2 7.9 SERVICI	0	2,650	2,650	0,00	0,00	0,00	0,00	650.00	650.00	0,00	0,00	0,00	0,00	0,00	0,00	650.00	2,000.00
2.3.2 7.9 99 OTROS	0	2,650	2,650	0,00	0,00	0,00	0,00	650.00	650.00	0,00	0,00	0,00	0,00	0,00	0,00	650.00	2,000.00
2.3.2 7.10 SERVICI	2,374,211	-1,433,395	940,816	0,00	4,900.00	42,503.00	34,388.00	62,197.55	24,519.00	31,660.00	18,020.00	900.00	0,00	0,00	0,00	219,087.55	721,728.45
2.3.2 7.10 1 SEMINAR	2,374,211	-1,442,395	931,816	0,00	4,900.00	42,503.00	34,388.00	62,197.55	24,519.00	31,660.00	18,020.00	900.00	0,00	0,00	0,00	219,087.55	712,728.45
2.3.2 7.10 99 OTRAS	0	9,000	9,000	0,00	0,00	0,00	0,00	0,00	0,00	0,00	0,00	0,00	0,00	0,00	0,00	9,000.00	9,000.00




DEVENGADOS Vs MARCO INICIAL Y SUS MODIFICACIONES - 2018

Del mes de Enero a Setiembre (EN NUEVOS SOLES) CONSOLIDADO

SECTOR : 09 ECONOMIA Y FINANZAS
PLIEGO : 009 M. DE ECONOMIA Y FINANZAS

M E N S U A L I Z A D O

CATEGORIA ESPECIFICA DET	PIA	MODIFIC.	PIM	ENE	FEB	MAR	ABR	MAY	JUN	JUL	AGO	SET	OCT	NOV	DIC	TOTAL DEVENGADOS	SALDO
2.3.2 7.11 OTROS	27,199,708	-6,999,758	20,199,950	1,434,874.26	1,172,407.39	1,563,931.10	967,734.00	812,750.54	827,793.33	814,108.06	573,372.88	542,168.69	0.00	0.00	0.00	6,699,146.25	11,500,803.75
2.3.2 7.11 1 EMBALAJ	0	7,626	7,626	0.00	0.00	0.00	0.00	0.00	0.00	0.00	0.00	0.00	0.00	0.00	0.00	0.00	7,626.00
2.3.2 7.11 2 TRANSP	190,679	-78,834	111,845	0.00	40.00	70.00	355.00	286.41	4,694.54	4,227.97	14,776.99	7,671.28	0.00	0.00	0.00	32,122.19	78,722.81
2.3.2 7.11 3 SERVICI	64,518	28,482	93,000	0.00	12,370.00	620.00	6,650.00	7,285.00	6,650.00	6,650.00	6,950.00	6,650.00	0.00	0.00	0.00	53,825.00	39,175.00
2.3.2 7.11 99 SERVICI	26,944,511	-6,957,032	19,987,479	1,434,874.26	1,159,997.39	1,563,241.10	950,729.00	805,185.13	816,448.79	803,230.09	551,645.89	527,847.41	0.00	0.00	0.00	8,613,199.06	11,374,279.94
2.3.2 8 CONTRA	121,558,556	-6,042,885	115,515,671	8,498,203.56	8,535,526.22	8,522,559.99	8,578,855.88	8,578,219.50	8,563,397.70	8,607,104.81	8,329,441.06	8,164,851.20	0.00	0.00	0.00	76,578,159.92	38,937,511.08
2.3.2 8.1 CONTRA	121,558,556	-6,042,885	115,515,671	8,498,203.56	8,535,526.22	8,522,559.99	8,578,855.88	8,578,219.50	8,563,397.70	8,607,104.81	8,329,441.06	8,164,851.20	0.00	0.00	0.00	76,578,159.92	38,937,511.08
2.3.2 8.1 1 CONTRA	119,413,268	-6,038,808	113,374,460	8,346,158.93	8,385,432.56	8,371,264.69	8,428,025.77	8,427,877.74	8,411,729.60	8,659,463.82	8,183,514.21	8,020,736.47	0.00	0.00	0.00	76,234,204.19	38,140,255.81
2.3.2 8.1 2 CONTRIB	2,145,288	-4,077	2,141,211	152,044.63	150,093.26	151,295.30	150,830.11	150,341.76	151,668.10	147,640.99	145,926.85	144,114.73	0.00	0.00	0.00	1,343,955.73	797,255.27
2.4.1 DONACIO	1,108,000	299,059,963	300,166,963	3,270.00	50,000,000.00	250,000,000.00	39,007.08	92,817.23	15.00	15.00	0.00	0.00	0.00	0.00	0.00	300,135,109.31	31,853.69
2.4.1 2 A	32,000	134,963	166,963	3,270.00	0.00	0.00	39,007.08	92,817.23	15.00	15.00	0.00	0.00	0.00	0.00	0.00	300,135,109.31	31,853.69
2.4.1 2.1 A	32,000	134,963	166,963	3,270.00	0.00	0.00	39,007.08	92,817.23	15.00	15.00	0.00	0.00	0.00	0.00	0.00	135,109.31	31,853.69
2.4.1 2.1 99 A OTROS	32,000	134,963	166,963	3,270.00	0.00	0.00	39,007.08	92,817.23	15.00	15.00	0.00	0.00	0.00	0.00	0.00	135,109.31	31,853.69
2.4.1 3 A OTRAS	1,076,000	298,924,000	300,000,000	0.00	50,000,000.00	250,000,000.00	0.00	0.00	0.00	0.00	0.00	0.00	0.00	0.00	0.00	300,000,000.00	0.00
2.4.1 3.1 A OTRAS	1,076,000	298,924,000	300,000,000	0.00	50,000,000.00	250,000,000.00	0.00	0.00	0.00	0.00	0.00	0.00	0.00	0.00	0.00	300,000,000.00	0.00
2.4.1 3.1 4 A OTRAS	1,076,000	-1,076,000	0	0.00	0.00	0.00	0.00	0.00	0.00	0.00	0.00	0.00	0.00	0.00	0.00	0.00	0.00
2.4.1 3.1 5 A	0	300,000,000	300,000,000	0.00	50,000,000.00	250,000,000.00	0.00	0.00	0.00	0.00	0.00	0.00	0.00	0.00	0.00	300,000,000.00	0.00
2.5.1 OTROS	48,023,651	3,057,177	51,080,828	392,978.91	354,361.14	2,153,963.87	5,401,340.53	3,234,759.89	4,365,954.12	1,949,467.50	2,450,929.48	4,830,448.22	0.00	0.00	0.00	25,134,203.67	25,946,624.33
2.5.1 SUBSIDI	42,500,000	2,915,592	45,415,592	0.00	0.00	1,826,612.00	5,310,894.00	3,166,072.00	4,296,847.00	1,606,069.00	2,297,521.00	4,782,280.00	0.00	0.00	0.00	23,266,295.00	22,149,297.00
2.5.1 1 A LAS	0	2,015,532	2,015,532	0.00	0.00	0.00	1,778,347.00	0.00	0.00	235,832.00	0.00	0.00	0.00	0.00	0.00	2,014,179.00	1,353.00
2.5.1 1.1 A LAS	0	2,015,532	2,015,532	0.00	0.00	0.00	1,778,347.00	0.00	0.00	235,832.00	0.00	0.00	0.00	0.00	0.00	2,014,179.00	1,353.00
2.5.1 1.1 1 EMPRES	0	2,015,532	2,015,532	0.00	0.00	0.00	1,778,347.00	0.00	0.00	235,832.00	0.00	0.00	0.00	0.00	0.00	2,014,179.00	1,353.00
2.5.1 2 A LAS	42,500,000	900,060	43,400,060	0.00	0.00	1,826,612.00	3,532,547.00	3,166,072.00	4,296,847.00	1,370,237.00	2,297,521.00	4,782,280.00	0.00	0.00	0.00	21,252,116.00	22,147,944.00
2.5.1 2.1 A LAS	42,500,000	900,060	43,400,060	0.00	0.00	1,826,612.00	3,532,547.00	3,166,072.00	4,296,847.00	1,370,237.00	2,297,521.00	4,782,280.00	0.00	0.00	0.00	21,252,116.00	22,147,944.00
2.5.1 2.1 2 A LAS	42,500,000	900,060	43,400,060	0.00	0.00	1,826,612.00	3,532,547.00	3,166,072.00	4,296,847.00	1,370,237.00	2,297,521.00	4,782,280.00	0.00	0.00	0.00	21,252,116.00	22,147,944.00
2.5.2 TRANSFE	2,033,626	0	2,033,626	65,000.00	175,000.00	65,000.00	65,000.00	65,000.00	65,000.00	65,000.00	65,000.00	65,000.00	0.00	0.00	0.00	695,000.00	1,338,626.00
2.5.2 1 TRANSFE	2,033,626	0	2,033,626	65,000.00	175,000.00	65,000.00	65,000.00	65,000.00	65,000.00	65,000.00	65,000.00	65,000.00	0.00	0.00	0.00	695,000.00	1,338,626.00
2.5.2 1.1 TRANSFE	2,033,626	0	2,033,626	65,000.00	175,000.00	65,000.00	65,000.00	65,000.00	65,000.00	65,000.00	65,000.00	65,000.00	0.00	0.00	0.00	695,000.00	1,338,626.00
2.5.2 1.1 99 A OTRAS	2,033,626	0	2,033,626	65,000.00	175,000.00	65,000.00	65,000.00	65,000.00	65,000.00	65,000.00	65,000.00	65,000.00	0.00	0.00	0.00	695,000.00	1,338,626.00
2.5.4 PAGO DE	551,100	141,585	692,685	62,939.54	297,248.45	13,035.97	8,588.54	3,687.89	4,107.12	4,050.91	68,408.49	3,168.22	0.00	0.00	0.00	465,245.13	207,439.87

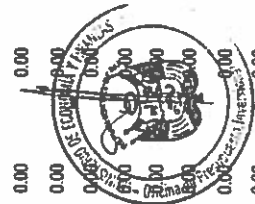


DEVENGADOS Vs MARCO INICIAL Y SUS MODIFICACIONES - 2018
Del mes de Enero a Setiembre
(EN NUEVOS SOLES)
CONSOLIDADO

SECTOR : 09 ECONOMIA Y FINANZAS
PLIEGO : 009 M. DE ECONOMIA Y FINANZAS

M E N S U A L I Z A D O

CATEGORIA ESPECIFICA DET	P/A	MODIFIC.	P/M	ENE	FEB	MAR	ABR	MAY	JUN	JUL	AGO	SET	OCT	NOV	DIC	TOTAL DEVENGADOS	SALDO
2.5.4 1 AL	0	107,985	107,985	1,252,96	3,673,00	-352,00	350,00	484,00	258,00	93,00	86,387,47	725,00	0,00	0,00	0,00	92,871,43	15,113,57
2.5.4 1.1 IMPUEST	0	12	12	0,00	0,00	0,00	0,00	0,00	0,00	0,00	0,00	0,00	0,00	0,00	0,00	0,00	12,00
2.5.4 1.1.1 IMPUEST	0	12	12	0,00	0,00	0,00	0,00	0,00	0,00	0,00	0,00	0,00	0,00	0,00	0,00	0,00	12,00
2.5.4 1.2 DERECH	0	106,673	106,673	33,00	3,673,00	-352,00	350,00	484,00	258,00	93,00	86,387,47	725,00	0,00	0,00	0,00	91,651,47	15,021,53
2.5.4 1.2.1 DERECH	0	106,673	106,673	33,00	3,673,00	-352,00	350,00	484,00	258,00	93,00	86,387,47	725,00	0,00	0,00	0,00	91,651,47	15,021,53
2.5.4 1.3 MULTAS	0	1,300	1,300	1,219,96	0,00	0,00	0,00	0,00	0,00	0,00	0,00	0,00	0,00	0,00	0,00	1,219,96	80,04
2.5.4 1.3.1 MULTAS	0	1,300	1,300	1,219,96	0,00	0,00	0,00	0,00	0,00	0,00	0,00	0,00	0,00	0,00	0,00	1,219,96	80,04
2.5.4 3 AL	551,100	33,600	584,700	61,686,58	293,575,45	13,387,97	8,248,54	3,203,89	3,649,12	3,957,91	2,021,02	2,443,22	0,00	0,00	0,00	392,373,70	192,326,30
2.5.4 3.2 DERECH	551,100	33,600	584,700	61,686,58	293,575,45	13,387,97	8,248,54	3,203,89	3,649,12	3,957,91	2,021,02	2,443,22	0,00	0,00	0,00	392,373,70	192,326,30
2.5.4 3.2.1 DERECH	551,100	33,600	584,700	61,686,58	293,575,45	13,387,97	8,248,54	3,203,89	3,649,12	3,957,91	2,021,02	2,443,22	0,00	0,00	0,00	392,373,70	192,326,30
2.5.5 PAGO DE	2,938,925	0	2,938,925	265,039,37	-117,887,31	249,315,90	16,847,99	0,00	0,00	274,347,59	0,00	0,00	0,00	0,00	0,00	687,663,54	2,251,261,46
2.5.5 1 PAGO DE	2,938,925	0	2,938,925	265,039,37	-117,887,31	249,315,90	16,847,99	0,00	0,00	274,347,59	0,00	0,00	0,00	0,00	0,00	687,663,54	2,251,261,46
2.5.5 1.1 A	0	15,728	15,728	14,959,38	0,00	767,85	0,00	0,00	0,00	0,00	0,00	0,00	0,00	0,00	0,00	15,727,23	0,77
2.5.5 1.1.1 PERSON	0	15,728	15,728	14,959,38	0,00	767,85	0,00	0,00	0,00	0,00	0,00	0,00	0,00	0,00	0,00	15,727,23	0,77
2.5.5 1.2 A	0	249,676	249,676	0,00	0,00	248,548,05	0,00	0,00	0,00	0,00	0,00	0,00	0,00	0,00	0,00	248,548,05	1,127,95
2.5.5 1.2.1 PENSION	0	249,676	249,676	0,00	0,00	248,548,05	0,00	0,00	0,00	0,00	0,00	0,00	0,00	0,00	0,00	248,548,05	1,127,95
2.5.5 1.3 AL	2,938,925	-265,404	2,673,521	250,079,99	-117,887,31	0,00	16,847,99	0,00	0,00	274,347,59	0,00	0,00	0,00	0,00	0,00	423,388,28	2,250,132,74
2.5.5 1.3.1 A	0	399,428	399,428	125,079,99	-117,887,31	0,00	0,00	0,00	0,00	274,347,59	0,00	0,00	0,00	0,00	0,00	281,540,27	117,887,73
2.5.5 1.3.2 A	2,938,925	-664,832	2,274,093	125,000,00	0,00	0,00	16,847,99	0,00	0,00	0,00	0,00	0,00	0,00	0,00	0,00	141,847,99	2,132,245,01
GEN20 RESERV	436,729,593	-12,237,943	424,491,650	0,00	0,00	0,00	0,00	0,00	0,00	0,00	0,00	0,00	0,00	0,00	0,00	0,00	424,491,650,00
2.0.1 RESERV	436,729,593	-12,237,943	424,491,650	0,00	0,00	0,00	0,00	0,00	0,00	0,00	0,00	0,00	0,00	0,00	0,00	0,00	424,490,650,00
2.0.1 2 RESERV	436,729,593	-12,237,943	424,491,650	0,00	0,00	0,00	0,00	0,00	0,00	0,00	0,00	0,00	0,00	0,00	0,00	0,00	424,490,650,00
2.0.1 2.1 RESERV	436,729,593	-12,237,943	424,491,650	0,00	0,00	0,00	0,00	0,00	0,00	0,00	0,00	0,00	0,00	0,00	0,00	0,00	424,490,650,00
2.0.1 2.1 1 RESERV	436,729,593	-12,237,943	424,491,650	0,00	0,00	0,00	0,00	0,00	0,00	0,00	0,00	0,00	0,00	0,00	0,00	0,00	424,490,650,00
GEN24 DONACIO	900,000,000	-481,023,553	418,976,447	0,00	0,00	0,00	0,00	0,00	0,00	0,00	0,00	0,00	0,00	0,00	0,00	0,00	418,976,447,00
2.4.2 DONACIO	900,000,000	-481,023,553	418,976,447	0,00	0,00	0,00	0,00	0,00	0,00	0,00	0,00	0,00	0,00	0,00	0,00	0,00	418,976,447,00
2.4.2 3 A OTRAS	900,000,000	-481,023,553	418,976,447	0,00	0,00	0,00	0,00	0,00	0,00	0,00	0,00	0,00	0,00	0,00	0,00	0,00	418,976,447,00
2.4.2 3.1 A OTRAS	900,000,000	-481,023,553	418,976,447	0,00	0,00	0,00	0,00	0,00	0,00	0,00	0,00	0,00	0,00	0,00	0,00	0,00	418,976,447,00
2.4.2 3.1 3 A OTRAS	800,000,000	-387,821,550	412,178,450	0,00	0,00	0,00	0,00	0,00	0,00	0,00	0,00	0,00	0,00	0,00	0,00	0,00	412,178,450,00
2.4.2 3.1 4 A OTRAS	100,000,000	-93,202,003	6,979,997	0,00	0,00	0,00	0,00	0,00	0,00	0,00	0,00	0,00	0,00	0,00	0,00	0,00	6,979,997,00
GEN26 ADQUIS	69,378,576	12,173,960	81,552,536	530,144,13	1,552,925,05	2,410,179,21	1,566,280,30	3,628,517,50	582,052,49	841,311,95	2,288,961,32	288,134,22	0,00	0,00	0,00	13,668,527,17	67,884,008,83



DEVENGADOS Vs MARCO INICIAL Y SUS MODIFICACIONES - 2018
Del mes de Enero a Setiembre
(EN NUEVOS SOLES)
CONSOLIDADO

SECTOR : 09 ECONOMIA Y FINANZAS
PLIEGO : 009 M. DE ECONOMIA Y FINANZAS

M E N S U A L I Z A D O

CATEGORIA ESPECIFICA DET	PIA	MODIFIC.	PIM	ENE	FEB	MAR	ABR	MAY	JUN	JUL	AGO	SET	OCT	NOV	DIC	TOTAL DEVENGADOS	SALDO
2.6.2	CONSTR	16,152,748	0	16,152,748	0.00	0.00	0.00	0.00	0.00	0.00	0.00	0.00	0.00	0.00	0.00	0.00	16,152,748.00
2.6.2.2	EDIFICIO	16,152,748	0	16,152,748	0.00	0.00	0.00	0.00	0.00	0.00	0.00	0.00	0.00	0.00	0.00	0.00	16,152,748.00
2.6.2.2.1	EDIFICIO	16,152,748	0	16,152,748	0.00	0.00	0.00	0.00	0.00	0.00	0.00	0.00	0.00	0.00	0.00	0.00	16,152,748.00
2.6.2.2.1.2	COSTO	16,152,748	0	16,152,748	0.00	0.00	0.00	0.00	0.00	0.00	0.00	0.00	0.00	0.00	0.00	0.00	16,152,748.00
2.6.3	ADQUISI	12,954,020	2,065,579	15,019,599	0.00	173,009.00	7,554.00	9,402.00	31,832.92	26,456.08	27,830.94	59,849.00	0.00	0.00	0.00	335,933.94	14,683,665.06
2.6.3.2	ADQUISI	12,954,020	2,065,579	15,019,599	0.00	173,009.00	7,554.00	9,402.00	31,832.92	26,456.08	27,830.94	59,849.00	0.00	0.00	0.00	335,933.94	14,683,665.06
2.6.3.2.1	PARA	0	232,962	232,962	0.00	5,660.00	6,364.00	8,004.00	19,952.00	250.00	3,030.00	12,120.00	0.00	0.00	0.00	55,370.00	177,592.00
2.6.3.2.1.1	MAQUINA	0	58,279	58,279	0.00	0.00	0.00	7,863.00	399.00	0.00	0.00	0.00	0.00	0.00	0.00	8,262.00	50,017.00
2.6.3.2.1.2	MOBILIA	0	174,683	174,683	0.00	5,660.00	6,364.00	141.00	19,553.00	250.00	3,030.00	12,120.00	0.00	0.00	0.00	47,108.00	127,575.00
2.6.3.2.3	ADQUISI	1,700,000	1,985,642	3,685,642	0.00	5,660.00	6,364.00	0.00	1,181.00	24,149.08	24,800.94	18,874.00	0.00	0.00	0.00	236,354.02	3,450,287.98
2.6.3.2.3.1	EQUIPOS	1,700,000	1,566,889	3,266,889	0.00	167,220.00	0.00	0.00	1,052.00	16,952.08	13,052.86	0.00	0.00	0.00	0.00	196,276.94	3,068,612.06
2.6.3.2.3.2	EQUIPOS	0	164,600	164,600	0.00	0.00	0.00	0.00	0.00	0.00	0.00	0.00	0.00	0.00	0.00	0.00	164,600.00
2.6.3.2.3.3	EQUIPOS	0	255,153	255,153	0.00	129.00	1,200.00	0.00	129.00	7,197.00	11,748.08	18,874.00	0.00	0.00	0.00	38,077.08	217,075.92
2.6.3.2.9	ADQUISI	11,254,020	-154,025	11,099,995	0.00	0.00	1,200.00	1,398.00	10,699.92	2,057.00	0.00	28,855.00	0.00	0.00	0.00	44,209.92	11,055,785.08
2.6.3.2.9.1	AIRE	0	171,595	171,595	0.00	0.00	0.00	0.00	0.00	0.00	0.00	0.00	0.00	0.00	0.00	1,398.00	170,197.00
2.6.3.2.9.2	ASEO,	0	5,594	5,594	0.00	0.00	0.00	0.00	1,217.00	0.00	0.00	3,455.00	0.00	0.00	0.00	4,672.00	922.00
2.6.3.2.9.3	SEGUID	0	27,340	27,340	0.00	0.00	0.00	0.00	10,699.92	840.00	0.00	0.00	0.00	0.00	0.00	11,539.92	15,800.08
2.6.3.2.9.4	ELECTRI	0	15,900	15,900	0.00	0.00	0.00	0.00	0.00	0.00	0.00	14,500.00	0.00	0.00	0.00	14,500.00	1,400.00
2.6.3.2.9.5	EQUIPOS	0	1,550	1,550	0.00	0.00	1,200.00	0.00	0.00	0.00	0.00	0.00	0.00	0.00	0.00	1,200.00	350.00
2.6.3.2.9.99	MAQUINA	11,254,020	-376,004	10,878,016	0.00	0.00	0.00	0.00	0.00	0.00	0.00	0.00	0.00	0.00	0.00	10,900.00	10,867,116.00
2.6.6	ADQUISI	2,620,000	4,310,256	6,930,256	0.00	278,979.82	422,051.69	1,625,639.55	61,000.01	61,000.01	803,357.40	24,425.50	0.00	0.00	0.00	3,215,453.97	3,714,802.03
2.6.6.1	ADQUISI	2,620,000	4,310,256	6,930,256	0.00	278,979.82	422,051.69	1,625,639.55	61,000.01	61,000.01	803,357.40	24,425.50	0.00	0.00	0.00	3,215,453.97	3,714,802.03
2.6.6.1.3	ACTIVOS	2,620,000	4,310,256	6,930,256	0.00	278,979.82	422,051.69	1,625,639.55	61,000.01	61,000.01	803,357.40	24,425.50	0.00	0.00	0.00	3,215,453.97	3,714,802.03
2.6.6.1.3.2	SOFTWARE	340,000	4,221,156	4,561,156	0.00	232,464.22	422,051.69	1,625,639.55	61,000.01	61,000.01	803,357.40	24,425.50	0.00	0.00	0.00	3,168,938.37	1,392,217.63
2.6.6.1.3.99	OTROS	2,280,000	89,100	2,369,100	0.00	46,515.60	0.00	0.00	0.00	0.00	0.00	0.00	0.00	0.00	0.00	46,515.60	2,322,584.40
2.6.7	INVERSI	37,651,808	5,799,125	43,449,933	530,144.13	1,552,926.05	1,136,674.61	1,993,475.95	550,219.57	753,855.86	1,437,792.98	203,859.72	0.00	0.00	0.00	10,117,139.26	33,332,793.74
2.6.7.1	INVERSI	37,651,808	5,799,125	43,449,933	530,144.13	1,552,926.05	1,136,674.61	1,993,475.95	550,219.57	753,855.86	1,437,792.98	203,859.72	0.00	0.00	0.00	10,117,139.26	33,332,793.74
2.6.7.1.2	SISTEMA	0	1,829	1,829	0.00	0.00	0.00	0.00	0.00	0.00	0.00	0.00	0.00	0.00	0.00	0.00	1,829.00
2.6.7.1.2.2	GASTOS	0	118	118	0.00	0.00	0.00	0.00	0.00	0.00	0.00	0.00	0.00	0.00	0.00	0.00	118.00
2.6.7.1.2.3	GASTOS	0	1,711	1,711	0.00	0.00	0.00	0.00	0.00	0.00	0.00	0.00	0.00	0.00	0.00	0.00	1,711.00
2.6.7.1.6	OTRAS	37,651,808	5,796,296	43,448,104	530,144.13	1,552,926.05	1,136,674.61	1,993,475.95	550,219.57	753,855.86	1,437,792.98	203,859.72	0.00	0.00	0.00	10,117,139.26	33,330,964.74




DEVENGADOS Vs MARCO INICIAL Y SUS MODIFICACIONES - 2018
Del mes de Enero a Setiembre
(EN NUEVOS SOLES)
CONSOLIDADO

SECTOR : 09 ECONOMIA Y FINANZAS
PLIEGO : 009 M. DE ECONOMIA Y FINANZAS

M E N S U A L I Z A D O

CATEGORIA ESPECIFICA DET	PIA	MODIFIC.	PI\M	ENE	FEB	MAR	ABR	MAY	JUN	JUL	AGO	SET	OCT	NOV	DIC	DEVENGADOS	TOTAL	SALDO
2.6.7 1.6 2 GASTOS	0	25,000	25,000	725.98	0.00	0.00	435.16	5,972.55	0.00	0.00	1,673.97	0.00	0.00	0.00	0.00	8,807.68	8,807.68	16,182.32
2.6.7 1.6 3 GASTOS	37,651,808	5,771,296	43,423,104	529,418.15	1,552,926.05	1,958,190.39	1,136,239.43	1,987,503.40	550,219.57	753,855.86	1,436,119.01	203,859.72	0.00	0.00	0.00	10,108,331.58	10,108,331.58	33,314,772.42
2.7.1 ADQUISI	334,000,000	167,500,000	501,500,000	0.00	0.00	136,520.70	0.00	167,500,000.00	7,049,319.92	-55,540.10	0.00	0.00	0.00	0.00	0.00	174,630,300.52	174,630,300.52	328,869,699.48
2.7.1 1.6 2 GASTOS	334,000,000	167,500,000	501,500,000	0.00	0.00	136,520.70	0.00	167,500,000.00	7,049,319.92	-55,540.10	0.00	0.00	0.00	0.00	0.00	174,630,300.52	174,630,300.52	328,869,699.48
2.7.1 1.6 3 GASTOS	334,000,000	167,500,000	501,500,000	0.00	0.00	136,520.70	0.00	167,500,000.00	7,049,319.92	-55,540.10	0.00	0.00	0.00	0.00	0.00	174,630,300.52	174,630,300.52	328,869,699.48
2.7.1 3.1 1 DE	0	167,500,000	167,500,000	0.00	0.00	136,520.70	0.00	167,500,000.00	7,049,319.92	-55,540.10	0.00	0.00	0.00	0.00	0.00	167,500,000.00	167,500,000.00	0.00
2.7.1 3.1 2 DE	334,000,000	0	334,000,000	0.00	0.00	136,520.70	0.00	0.00	7,049,319.92	-55,540.10	0.00	0.00	0.00	0.00	0.00	7,130,300.52	7,130,300.52	328,869,699.48
2.8.1 SERVICIOS	1,001,000,000	232,612,926	1,233,612,926	509,609,713.97	966,659,722.02	459,014,214.82	209,954,220.71	633,150,067.77	251,837,525.60	512,134,685,963,001,426,626.93	0.00	0.00	0.00	0.00	0.00	9,563,786,787.88	9,563,786,787.88	1,869,826,158.12
2.8.1 1 AMORTIZ	156,507	91,270,272	2,142,426,779	68,612,910.55	1,021,236,967.76	104,839,614.85	97,416,572.54	28,448,914.75	161,511,967.92	176,663,237.16	100,288,449.85	0.00	0.00	0.00	0.00	1,758,988,635.38	1,758,988,635.38	383,428,143.62
2.8.1 1 1 AMORTIZ	178,761,045	71,308,920	1,250,089,965	68,612,326.33	152,743,486.75	104,839,614.85	97,347,998.59	28,410,406.19	161,511,967.92	176,663,237.16	100,288,449.85	0.00	0.00	0.00	0.00	890,397,490.64	890,397,490.64	359,692,474.36
2.8.1 1 1 1 PROVENI	1,485,486	0	1,485,486	0.00	0.00	238,141.04	44,220.93	0.00	265,193.72	345,099.20	0.00	0.00	0.00	0.00	0.00	892,654.89	892,654.89	592,831.11
2.8.1 1 1 2 DE	1,485,486	0	1,485,486	0.00	0.00	238,141.04	44,220.93	0.00	265,193.72	345,099.20	0.00	0.00	0.00	0.00	0.00	892,654.89	892,654.89	592,831.11
2.8.1 1 2 PROVENI	164,505,641	71,308,920	1,235,814,561	68,612,326.33	152,743,486.75	104,601,473.81	97,303,777.66	28,410,406.19	155,936,261.64	175,679,068.51	100,268,449.85	0.00	0.00	0.00	0.00	883,555,253.74	883,555,253.74	352,259,387.26
2.8.1 1 2 1 BANCO	208,389,358	0	208,389,358	2,233,367.50	21,050,928.40	8,818,489.49	2,824,968.38	10,963,333.32	33,345,481.92	2,375,617.41	23,212,695.82	0.00	0.00	0.00	0.00	104,824,892.24	104,824,892.24	103,564,465.76
2.8.1 1 2 2 BANCO	364,545,427	3,428,920	367,974,347	27,479,351.55	83,225,425.28	47,609,095.30	31,972,076.70	13,627,880.00	0.00	24,744,926.28	28,391,993.85	0.00	0.00	0.00	0.00	257,050,748.96	257,050,748.96	110,923,588.04
2.8.1 1 2 4 KREDINT	68,729,758	0	68,729,758	0.00	0.00	0.00	0.00	3,659,128.00	58,027,147.85	-3,004,979.33	0.00	0.00	0.00	0.00	0.00	58,881,296.52	58,881,296.52	9,848,461.48
2.8.1 1 2 5 CORPOR	319,649,477	80,000,000	399,649,477	38,899,607.28	24,520,857.67	35,074,156.50	32,010,208.93	-39,932.13	61,130,737.49	121,602,562.28	24,375,984.14	0.00	0.00	0.00	0.00	337,574,162.16	337,574,162.16	82,075,294.84
2.8.1 1 2 6 FONDO	9,109,468	90,000	9,199,468	0.00	3,034,118.18	1,627,996.78	-35,956.34	0.00	0.00	0.00	2,939,202.32	0.00	0.00	0.00	0.00	7,565,360.94	7,565,360.94	1,634,107.06
2.8.1 1 2 9 AGENCIA	178,409,155	-12,210,000	166,199,155	0.00	20,912,157.22	11,471,725.74	30,532,479.99	0.00	3,432,894.38	25,353,957.22	20,511,510.00	0.00	0.00	0.00	0.00	112,214,724.55	112,214,724.55	53,984,430.45
2.8.1 1 2 99 OTROS	15,672,998	0	15,672,998	0.00	0.00	0.00	0.00	0.00	0.00	4,606,894.65	637,063.72	0.00	0.00	0.00	0.00	5,444,048.37	5,444,048.37	10,228,949.63
2.8.1 1 4 OTRAS	12,789,918	0	12,789,918	0.00	0.00	0.00	0.00	0.00	5,310,512.56	639,069.45	0.00	0.00	0.00	0.00	0.00	5,949,582.01	5,949,582.01	6,840,335.99
2.8.1 1 4 1 CON	1,782,504	0	1,782,504	0.00	0.00	0.00	0.00	0.00	0.00	680,909.85	0.00	0.00	0.00	0.00	0.00	680,909.85	680,909.85	1,101,594.15
2.8.1 1 4 99 OTROS	11,007,414	0	11,007,414	0.00	0.00	0.00	0.00	0.00	5,310,512.56	-41,840.40	0.00	0.00	0.00	0.00	0.00	5,268,672.16	5,268,672.16	5,738,741.84
2.8.1 2 AMORTIZ	872,375,462	19,961,352	892,336,814	584.22	868,493,481.01	0.00	68,573.95	38,505.56	0.00	0.00	0.00	0.00	0.00	0.00	0.00	868,601,144.74	868,601,144.74	23,735,669.26
2.8.1 2 2 DE	872,375,462	16,960,352	889,335,814	0.00	868,493,481.01	0.00	0.00	0.00	0.00	0.00	0.00	0.00	0.00	0.00	0.00	868,493,481.01	868,493,481.01	20,842,332.99
2.8.1 2 2 1 BONOS	872,375,462	16,960,352	889,335,814	0.00	868,493,481.01	0.00	0.00	0.00	0.00	0.00	0.00	0.00	0.00	0.00	0.00	868,493,481.01	868,493,481.01	20,842,332.99
2.8.1 2 3 OTRAS	0	3,001,000	3,001,000	584.22	0.00	0.00	68,573.95	38,505.56	0.00	0.00	0.00	0.00	0.00	0.00	0.00	107,663.73	107,663.73	2,893,336.27
2.8.1 2 3 1 DEL	0	1,000	1,000	584.22	0.00	0.00	0.00	0.00	0.00	0.00	0.00	0.00	0.00	0.00	0.00	584.22	584.22	415.78
2.8.1 2 3 99 OTROS	0	3,000,000	3,000,000	0.00	0.00	0.00	68,573.95	38,505.56	0.00	0.00	0.00	0.00	0.00	0.00	0.00	107,079.51	107,079.51	2,892,920.49
2.8.2 INTERES	866,506,713	136,394,362	9,002,901,075	440,250,086,762,954,644,075.92	352,720,259.91	66,627,478.37	601,464,702.04	88,942,527.47	334,477,554,522,900,764,213.55	0.00	0.00	0.00	0.00	0.00	0.00	7,769,820,898.54	7,769,820,898.54	1,233,080,176.46




DEVENGADOS Vs MARCO INICIAL Y SUS MODIFICACIONES - 2018
Del mes de Enero a Setiembre
(EN NUEVOS SOLES)
CONSOLIDADO

SECTOR : 09 ECONOMIA Y FINANZAS
PLIEGO : 009 M. DE ECONOMIA Y FINANZAS

M E N S U A L I Z A D O

CATEGORIA ESPECIFICA DET	PIA	MODIFIC.	PIM	ENE	FEB	MAR	ABR	MAY	JUN	JUL	AGO	SET	OCT	NOV	DIC	DEVENGADOS	TOTAL	Saldo
2.8.2 1 INTERES2,711,882,175	71,515,000	2,763,397,175	375,615,316.79	255,712,195.31	202,955,640.17	23,626,297.96	586,559,969.60	41,968,333.60	266,952,375.42	97,830,678.77	0.00	0.00	0.00	0.00	0.00	0.00	1,851,220,807.62	832,176,367.36
2.8.2 1.1 PROVENI	192,082	0	192,082	0.00	90,565.05	-41,292.63	0.00	54,066.64	-2,886.20	0.00	0.00	0.00	0.00	0.00	0.00	0.00	100,452.86	91,629.14
2.8.2 1.2 DE	192,082	0	192,082	0.00	90,565.05	-41,292.63	0.00	54,066.64	-2,886.20	0.00	0.00	0.00	0.00	0.00	0.00	0.00	100,452.86	91,629.14
2.8.2 1.2 PROVENI	322,510,199	94,120,000	416,630,199	40,214,365.68	13,556,413.86	32,351,919.63	24,668,567.99	37,328,322.30	41,246,891.20	49,501,463.18	14,488,473.24	0.00	0.00	0.00	0.00	0.00	253,354,417.09	163,275,781.91
2.8.2 1.2 1 BANCO	151,893,297	3,100,000	154,993,297	21,901,108.36	1,661,751.23	8,075,033.85	3,138,002.18	27,148,514.71	4,106,753.71	21,722,846.23	1,886,522.26	0.00	0.00	0.00	0.00	0.00	89,640,532.63	65,352,764.37
2.8.2 1.2 2 BANCO	69,897,331	32,700,000	102,597,331	908,897.02	3,389,900.42	9,064,261.98	11,283,415.35	9,869,217.64	3,808,378.88	835,032.03	3,593,308.75	0.00	0.00	0.00	0.00	0.00	42,752,412.07	59,844,918.93
2.8.2 1.2 4 KREDINT	24,947,201	0	24,947,201	0.00	0.00	0.00	0.00	202,621.42	18,461,592.62	-977,009.03	0.00	0.00	0.00	0.00	0.00	0.00	17,687,205.01	7,259,995.99
2.8.2 1.2 5 CORPOR	56,114,960	57,600,000	113,714,960	17,367,132.84	6,987,278.83	14,516,633.80	6,943,003.02	-4,784.54	14,803,990.31	27,255,528.80	7,582,216.62	0.00	0.00	0.00	0.00	0.00	95,450,999.68	18,263,960.32
2.8.2 1.2 6 FONDO	2,064,367	720,000	2,784,367	0.00	934,446.19	348,725.48	-7,789.22	0.00	0.00	0.00	1,053,045.09	0.00	0.00	0.00	0.00	0.00	2,328,427.54	455,939.46
2.8.2 1.2 9 AGENCIA	15,948,477	0	15,948,477	0.00	582,973.26	347,264.42	3,311,936.66	110,753.07	0.00	619,186.35	375,199.37	0.00	0.00	0.00	0.00	0.00	5,347,313.13	10,601,163.07
2.8.2 1.2 99 OTROS	1,644,566	0	1,644,566	37,227.46	63.93	0.00	0.00	0.00	66,175.68	45,878.81	-1,818.85	0.00	0.00	0.00	0.00	0.00	147,527.03	1,497,038.97
2.8.2 1.3 DE	2,387,822,274	-22,605,000	2,365,217,274	335,400,951.11	242,155,781.45	170,513,155.49	-1,000,977.40	549,233,647.30	0.00	217,419,394.51	83,342,205.53	0.00	0.00	0.00	0.00	0.00	1,597,064,157.99	768,153,116.01
2.8.2 1.3 1 BONOS	2,387,822,274	-22,605,000	2,365,217,274	335,400,951.11	242,155,781.45	170,513,155.49	-1,000,977.40	549,233,647.30	0.00	217,419,394.51	83,342,205.53	0.00	0.00	0.00	0.00	0.00	1,597,064,157.99	768,153,116.01
2.8.2 1.4 OTROS	1,357,620	0	1,357,620	0.00	0.00	0.00	0.00	0.00	667,375.76	34,403.92	0.00	0.00	0.00	0.00	0.00	0.00	701,779.68	655,840.32
2.8.2 1.4 1 CON	112,639	0	112,639	0.00	0.00	0.00	0.00	0.00	667,375.76	0.00	0.00	0.00	0.00	0.00	0.00	0.00	39,662.03	72,976.97
2.8.2 1.4 99 OTROS	1,244,981	0	1,244,981	0.00	0.00	0.00	0.00	0.00	0.00	-5,258.11	0.00	0.00	0.00	0.00	0.00	0.00	662,117.65	582,863.35
2.8.2 2 INTERES6,154,624,538	64,879,362	6,219,503,900	64,644,769,972	708,931,880.61	149,764,619.74	63,001,180.41	14,924,732.44	14,924,732.44	46,874,193.87	67,525,179.102	802,933,534.78	0.00	0.00	0.00	0.00	0.00	5,918,600,090.92	300,903,809.08
2.8.2 2.2 DE	6,077,963,412	64,879,362	6,141,942,774	61,632,084,352	706,364,277.28	149,764,619.74	48,868,210.30	14,924,732.44	9,651,712.61	64,552,556.212	800,257,116.26	0.00	0.00	0.00	0.00	0.00	5,856,015,309.19	285,927,464.81
2.8.2 2.2 1 BONOS	6,037,407,562	12,844,301	6,050,251,863	49,629,212,902	697,827,442.73	140,751,104.00	44,281,792.90	8,671,072.59	9,651,712.61	58,837,436.817	791,653,544.28	0.00	0.00	0.00	0.00	0.00	5,791,651,606.01	258,600,256.99
2.8.2 2.2 99 OTROS	39,655,850	52,035,061	91,690,911	12,002,871.45	8,536,834.55	9,013,515.74	4,586,417.40	6,253,659.85	9,651,712.61	5,715,119.80	8,603,571.98	0.00	0.00	0.00	0.00	0.00	64,363,703.18	27,327,207.82
2.8.2 2.3 OTROS	77,561,126	0	77,561,126	3,012,685.62	2,567,803.33	0.00	14,132,970.11	0.00	37,222,481.26	2,972,622.89	2,676,418.52	0.00	0.00	0.00	0.00	0.00	62,584,781.73	14,976,344.27
2.8.2 2.3 1 DEL	77,561,126	0	77,561,126	3,012,685.62	2,567,803.33	0.00	14,132,970.11	0.00	37,222,481.26	2,972,622.89	2,676,418.52	0.00	0.00	0.00	0.00	0.00	62,584,781.73	14,976,344.27
2.8.3 COMISIO	83,336,780	4,948,292	88,285,072	736,716.66	778,878.34	1,454,340.16	25,910,169.80	3,216,440.98	1,483,030.21	993,894.28	393,963.53	0.00	0.00	0.00	0.00	0.00	34,967,233.96	53,317,838.04
2.8.3 1 COMISIO	83,336,780	4,948,292	88,285,072	736,716.66	778,878.34	1,454,340.16	25,910,169.80	3,216,440.98	1,483,030.21	993,894.28	393,963.53	0.00	0.00	0.00	0.00	0.00	34,967,233.96	53,317,838.04
2.8.3 1.2 PROVENI	76,625,475	4,443,292	81,068,767	736,716.66	666,736.20	466,456.19	25,244,922.44	2,764,591.72	679,464.95	993,894.28	34,224.93	0.00	0.00	0.00	0.00	0.00	31,587,007.37	49,481,759.63
2.8.3 1.2 1 BANCO	25,576,380	0	25,576,380	33,120.34	15,053.14	0.00	20,591,305.89	1,605,930.15	4,599.01	22,040.23	6,157.66	0.00	0.00	0.00	0.00	0.00	6,181,598.61	19,394,781.39
2.8.3 1.2 2 BANCO	48,025,189	3,043,292	51,068,481	0.00	612,148.68	-148.68	0.00	0.00	652,914.70	-34,854.17	0.00	0.00	0.00	0.00	0.00	0.00	22,197,236.04	28,871,244.95
2.8.3 1.2 4 KREDINT	1,687,411	0	1,687,411	0.00	0.00	0.00	0.00	0.00	0.00	0.00	0.00	0.00	0.00	0.00	0.00	0.00	1,230,060.53	457,350.47
2.8.3 1.2 5 CORPOR	1,077,286	1,400,000	2,477,286	703,596.32	0.00	0.00	61,912.59	0.00	21,951.24	1,006,709.22	-13,824.56	0.00	0.00	0.00	0.00	0.00	1,780,343.81	696,942.19
2.8.3 1.2 9 AGENCIA	259,209	0	259,209	0.00	39,534.38	3,120.27	89,898.52	43,323.38	0.00	0.00	41,891.83	0.00	0.00	0.00	0.00	0.00	197,768.38	61,440.62
2.8.3 1.3 DE	171,003	500,000	671,003	0.00	0.00	162,850.00	6,883.00	0.00	0.00	0.00	0.00	0.00	0.00	0.00	0.00	0.00	169,733.00	501,270.00



DEVENGADOS Vs MARCO INICIAL Y SUS MODIFICACIONES - 2018
Del mes de Enero a Setiembre
(EN NUEVOS SOLES)
CONSOLIDADO

SECTOR : 09 ECONOMIA Y FINANZAS
PLIEGO : 009 M. DE ECONOMIA Y FINANZAS

M E N S U A L I Z A D O

CATEGORIA ESPECIFICA DET	PIA	MODIFIC.	PIM	ENE	FEB	MAR	ABR	MAY	JUN	JUL	AGO	SET	OCT	NOV	DIC	TOTAL DEVENGADOS	SALDO
2.8.3 1.3 1 BONOS	171,003	500,000	671,003	0.00	0.00	162,850.00	6,883.00	0.00	0.00	0.00	0.00	0.00	0.00	0.00	0.00	169,733.00	501,270.00
2.8.3 1.4 OTRAS	0	5,000	5,000	0.00	0.00	0.00	0.00	0.00	0.00	0.00	0.00	0.00	0.00	0.00	0.00	0.00	5,000.00
2.8.3 1.4 99 OTROS	0	5,000	5,000	0.00	0.00	0.00	0.00	0.00	0.00	0.00	0.00	0.00	0.00	0.00	0.00	0.00	5,000.00
2.8.3 1.5 OTROS	6,540,302	0	6,540,302	0.00	111,942.14	825,033.97	658,364.36	451,849.26	803,565.26	0.00	359,738.60	0.00	0.00	0.00	0.00	3,210,493.59	3,329,808.41
2.8.3 1.5 1 OTROS	6,540,302	0	6,540,302	0.00	111,942.14	825,033.97	658,364.36	451,849.26	803,565.26	0.00	359,738.60	0.00	0.00	0.00	0.00	3,210,493.59	3,329,808.41
PARCIAL FTE	16,580,446,862	-1,553,062,645	15,027,384,217	538,168,592,754,194	186,953,15	742,772,918,28	248,762,837,51	840,263,356,94	295,586,012,49	549,187,132,423,037,426,215,13	36,940,406,39	0.00	0.00	0.00	0.00	10,481,294,425,06	4,546,089,791,94
TOTAL PLIEGO	16,580,446,862	-1,553,062,645	15,027,384,217	538,168,592,754,194	186,953,15	742,772,918,28	248,762,837,51	840,263,356,94	295,586,012,49	549,187,132,423,037,426,215,13	36,940,406,39	0.00	0.00	0.00	0.00	10,481,294,425,06	4,546,089,791,94



DEVENGADOS Vs MARCO INICIAL Y SUS MODIFICACIONES - 2018
Del mes de Enero a Setiembre
(EN NUEVOS SOLES)
CONSOLIDADO

SECTOR : 09 ECONOMIA Y FINANZAS
PLIEGO : 009 M. DE ECONOMIA Y FINANZAS

M E N S U A L I Z A D O

CATEGORIA ESPECIFICA DET	PIA	MODIFIC.	PIM	ENE	FEB	MAR	ABR	MAY	JUN	JUL	AGO	SET	OCT	NOV	DIC	TOTAL DEVENGADOS	SALDO
TOTAL FUENTE	16,580,446,862	-1,553,062,645	15,027,384,217	538,168,592,754,194,186,953.15	742,772,918.28	246,762,837.51	840,263,356.94	285,586,012.49	549,187,132,423,037,426,215.13	36,940,406.39	0.00	0.00	0.00	0.00	0.00	10,481,294,425.06	4,546,089,791.94
TOTAL	16,580,446,862	-1,553,062,645	15,027,384,217	538,168,592,754,194,186,953.15	742,772,918.28	246,762,837.51	840,263,356.94	285,586,012.49	549,187,132,423,037,426,215.13	36,940,406.39	0.00	0.00	0.00	0.00	0.00	10,481,294,425.06	4,546,089,791.94

RESUMEN ..

