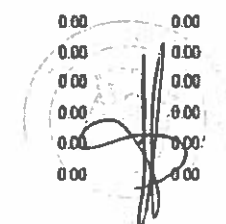


DEVENGADOS Vs MARCO INICIAL Y SUS MODIFICACIONES - 2019
Del mes de Enero a Setiembre
(EN NUEVOS SOLES)
CONSOLIDADO

SECTOR 09 ECONOMIA Y FINANZAS
 PLIEGO 009 M. DE ECONOMIA Y FINANZAS

M E N S U A L I Z A D O

CATEGORIA ESPECIFICA	PIA	MODIFIC.	PIM	EHE	FEB	MAR	ABR	MAY	JUN	JUL	AGO	SET	OCT	NOV	DIC	TOTAL DEVENGADOS	SALDO
20	FESERV3,506,232,142	-3,081,952,941	424,279,201	0.00	0.00	0.00	0.00	0.00	0.00	0.00	0.00	0.00	0.00	0.00	0.00	0.00	424,279,201.00
20.1	FESERV3,506,232,142	-3,081,952,941	424,279,201	0.00	0.00	0.00	0.00	0.00	0.00	0.00	0.00	0.00	0.00	0.00	0.00	0.00	424,279,201.00
20.1.1	FESERV3,506,232,142	-3,081,952,941	424,279,201	0.00	0.00	0.00	0.00	0.00	0.00	0.00	0.00	0.00	0.00	0.00	0.00	0.00	424,279,201.00
20.1.1.1	FESERV3,506,232,142	-3,081,952,941	424,279,201	0.00	0.00	0.00	0.00	0.00	0.00	0.00	0.00	0.00	0.00	0.00	0.00	0.00	424,279,201.00
20.1.1.1.1	FESERV3,506,232,142	-3,081,952,941	424,279,201	0.00	0.00	0.00	0.00	0.00	0.00	0.00	0.00	0.00	0.00	0.00	0.00	0.00	424,279,201.00
2.1	PERSON 44,229,367	1,202,031	45,431,398	3,200,450.81	3,036,574.23	3,088,517.18	3,013,233.96	3,067,896.33	3,038,089.93	3,218,911.80	2,963,978.50	2,965,266.16	0.00	0.00	0.00	27,592,858.90	17,838,539.10
2.1.1	PETRIBU 42,387,111	1,159,511	43,546,622	3,143,669.94	2,982,481.98	3,032,047.96	2,959,430.29	3,014,061.79	2,984,479.67	3,165,628.91	2,910,659.84	2,911,385.69	0.00	0.00	0.00	27,103,845.07	18,442,776.93
2.1.1.1	PERSON 35,924,933	142,501	36,067,434	2,559,400.16	2,549,402.68	2,534,612.22	2,515,208.31	2,507,742.94	2,520,728.03	2,501,561.77	2,492,402.50	2,462,738.48	0.00	0.00	0.00	22,643,797.07	13,423,696.93
2.1.1.1.1	PERSON 7,433,772	152,568	7,586,340	558,658.56	558,482.06	565,343.42	545,291.04	555,145.94	553,992.83	549,878.77	548,405.17	554,043.11	0.00	0.00	0.00	4,989,239.70	2,597,100.30
2.1.1.1.1.2	PERSON 5,860,863	-187,862	5,672,201	401,106.93	400,845.83	399,399.52	397,999.88	398,287.54	396,886.61	392,770.55	391,299.95	414,392.89	0.00	0.00	0.00	3,592,986.90	2,079,214.10
2.1.1.1.1.3	PERSON 241,709	4,430	246,139	18,551.83	18,636.23	17,610.57	17,627.09	17,858.40	18,108.22	18,106.22	18,108.22	650.22	0.00	0.00	0.00	145,252.80	100,886.20
2.1.1.1.1.7	FUNCION 1,332,000	336,000	1,668,000	139,000.00	139,000.00	148,333.33	129,666.67	139,000.00	139,000.00	139,000.00	139,000.00	139,000.00	0.00	0.00	0.00	1,251,000.00	417,000.00
2.1.1.1.2	OTRAS 28,491,221	-10,067	28,481,154	2,000,741.60	1,990,920.60	1,989,268.80	1,969,916.47	1,852,597.00	1,966,735.20	1,951,685.00	1,943,997.33	1,908,695.37	0.00	0.00	0.00	17,654,557.37	10,826,596.63
2.1.1.1.2.1	ASIGNAC 28,442,281	-17,267	28,424,994	1,996,649.60	1,986,840.80	1,965,188.80	1,965,836.47	1,848,517.00	1,962,655.20	1,947,705.00	1,940,837.33	1,904,335.37	0.00	0.00	0.00	17,617,765.37	10,807,228.63
2.1.1.1.2.99	OTRAS 48,968	7,200	56,168	4,092.00	4,080.00	4,080.00	4,080.00	4,080.00	4,080.00	3,980.00	3,960.00	4,360.00	0.00	0.00	0.00	36,792.00	19,368.00
2.1.1.4	PERSON 5,037,737	910,136	5,947,873	421,069.78	419,834.97	419,834.97	419,834.97	419,834.97	419,834.97	409,544.90	407,486.89	448,647.21	0.00	0.00	0.00	3,785,923.63	2,161,949.37
2.1.1.4.2	OTRAS 5,037,737	910,136	5,947,873	421,069.78	419,834.97	419,834.97	419,834.97	419,834.97	419,834.97	409,544.90	407,486.89	448,647.21	0.00	0.00	0.00	3,785,923.63	2,161,949.37
2.1.1.4.2.1	BONO 5,037,737	910,136	5,947,873	421,069.78	419,834.97	419,834.97	419,834.97	419,834.97	419,834.97	409,544.90	407,486.89	448,647.21	0.00	0.00	0.00	3,785,923.63	2,161,949.37
2.1.1.9	GASTOS 1,244,381	106,874	1,351,255	163,200.00	-255.65	64,100.77	10,887.01	71,483.88	16,916.67	254,522.24	10,769.45	0.00	0.00	0.00	0.00	591,624.37	759,630.63
2.1.1.9.1	ESCOLA 751,860	9,540	761,400	163,200.00	-255.65	4,666.67	0.00	0.00	0.00	254,522.24	0.00	0.00	0.00	0.00	0.00	422,133.26	339,266.74
2.1.1.9.1.2	AGUINAL 568,660	9,540	578,200	0.00	0.00	4,666.67	0.00	0.00	0.00	254,522.24	0.00	0.00	0.00	0.00	0.00	259,188.91	319,011.09
2.1.1.9.1.3	BONIFICA 183,200	0	183,200	163,200.00	-255.65	0.00	0.00	0.00	0.00	0.00	0.00	0.00	0.00	0.00	0.00	162,944.35	20,255.65
2.1.1.9.2	COMPEN 162,270	146,481	308,751	0.00	0.00	39,161.39	10,395.90	70,949.03	16,660.58	0.00	10,455.30	0.00	0.00	0.00	0.00	147,622.18	161,128.82
2.1.1.9.2.1	COMPEN 162,270	146,481	308,751	0.00	0.00	39,161.39	10,395.90	70,949.03	16,660.58	0.00	10,455.30	0.00	0.00	0.00	0.00	147,622.18	161,128.82
2.1.1.9.3	OTROS 330,251	-49,147	281,104	0.00	0.00	20,272.71	491.11	534.85	256.11	0.00	314.15	0.00	0.00	0.00	0.00	21,868.93	259,235.07
2.1.1.9.3.1	ASIGNAC 14,751	0	14,751	0.00	0.00	1,450.05	0.00	0.00	0.00	0.00	0.00	0.00	0.00	0.00	0.00	1,450.05	13,300.95
2.1.1.9.3.2	BONIFICA 0	33	33	0.00	0.00	0.00	0.00	0.00	0.00	0.00	0.00	0.00	0.00	0.00	0.00	0.00	33.00
2.1.1.9.3.3	COMPEN 135,500	-49,180	86,320	0.00	0.00	18,822.66	491.11	534.85	256.11	0.00	314.15	0.00	0.00	0.00	0.00	20,418.88	65,901.12
2.1.1.9.3.99	OTROS 180,000	0	180,000	0.00	0.00	0.00	0.00	0.00	0.00	0.00	0.00	0.00	0.00	0.00	0.00	0.00	180,000.00
2.1.1.10	DIETAS 180,000	0	180,000	0.00	13,500.00	13,500.00	13,500.00	15,000.00	27,000.00	0.00	0.00	0.00	0.00	0.00	0.00	82,500.00	97,500.00
2.1.1.10.1	DIETAS 180,000	0	180,000	0.00	13,500.00	13,500.00	13,500.00	15,000.00	27,000.00	0.00	0.00	0.00	0.00	0.00	0.00	82,500.00	97,500.00

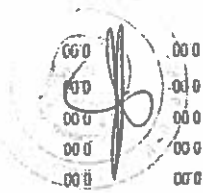


DEVENGADOS VS MARCO INICIAL Y SUS MODIFICACIONES - 2019
Del mes de Enero a Setiembre
(EN NUEVOS SOLES)
CONSOLIDADO

SECTOR 09 ECONOMIA Y FINANZAS
PLIEGO 009 M. DE ECONOMIA Y FINANZAS

M E N S U A L I Z A D O

CATEGORIA	ESPECIFICA DET	PIA	MODIFIC.	PIA	ENE	FEB	MAR	ABR	MAY	JUN	JUL	AGO	SET	OCT	NOV	DIC	TOTAL	OSERVADOS	SALDO
2.1.10.1.1	DIETAS	180,000	0	0,00	13,500,00	13,500,00	13,500,00	13,500,00	15,000,00	27,000,00	0,00	0,00	0,00	0,00	0,00	0,00	82,500,00	0,00	97,500,00
2.1.2	OTRAS	1,132,209	0	0,00	1,132,209	1,132,209	1,132,209	1,132,209	0,00	0,00	0,00	0,00	0,00	0,00	0,00	0,00	1,132,209,00	0,00	1,132,209,00
2.1.2.1.1	RETRIBU	1,132,209	0	0,00	1,132,209	1,132,209	1,132,209	1,132,209	0,00	0,00	0,00	0,00	0,00	0,00	0,00	0,00	1,132,209,00	0,00	1,132,209,00
2.1.3	CONTRIB	710,047	42,520	752,567	56,700,07	54,092,25	56,469,22	53,603,67	53,634,54	53,610,26	53,202,89	53,319,66	53,202,47	489,013,03	489,013,03	263,553,17	263,553,17	489,013,03	263,553,17
2.1.3.1.1	OBLIGACI	710,047	42,520	752,567	56,700,07	54,092,25	56,469,22	53,603,67	53,634,54	53,610,26	53,202,89	53,319,66	53,202,47	489,013,03	489,013,03	263,553,17	263,553,17	489,013,03	263,553,17
2.1.3.1.1.5	CONTRIB	710,047	34,520	744,567	50,700,07	54,092,25	56,469,22	53,603,67	53,634,54	53,610,26	53,202,89	53,319,66	53,202,47	489,013,03	489,013,03	263,553,17	263,553,17	489,013,03	263,553,17
2.1.3.1.1.6	OTRAS	0	8,000	8,000	0,00	0,00	0,00	0,00	0,00	0,00	0,00	0,00	0,00	0,00	0,00	0,00	8,000,00	0,00	8,000,00
2.2	PENSION	37,567,612	550,120	38,117,732	2,269,631,27	2,228,353,76	2,650,311,55	2,225,643,38	2,542,224,28	2,207,226,87	3,801,884,17	2,462,471,14	2,358,126,05	23,343,772,47	14,773,958,53	10,869,032,34	10,869,032,34	23,343,772,47	14,773,958,53
2.2.1	PENSION	26,335,769	600,120	26,935,909	2,264,765,69	1,691,132,07	1,653,532,67	1,718,339,15	1,641,506,20	1,645,952,80	2,113,806,98	1,651,129,14	1,666,712,56	16,046,878,66	10,869,032,34	10,869,032,34	16,046,878,66	10,869,032,34	10,869,032,34
2.2.1.1.1	PENSION	21,502,505	600,120	22,102,625	1,622,451,69	1,690,732,07	1,662,732,67	1,714,438,15	1,640,306,20	1,644,752,80	1,642,419,32	1,649,459,14	1,666,112,96	14,974,505,00	7,178,120,00	7,178,120,00	14,974,505,00	7,178,120,00	7,178,120,00
2.2.1.1.1.1	REGIMEN	21,488,479	600,120	22,088,599	1,621,351,69	1,689,632,07	1,661,632,67	1,714,438,15	1,639,206,20	1,643,652,80	1,641,319,32	1,648,359,14	1,665,012,96	14,914,655,00	7,173,991,00	7,173,991,00	14,914,655,00	7,173,991,00	7,173,991,00
2.2.1.1.1.1.1	OTROS	14,026	0	14,026	1,100,00	1,100,00	1,100,00	1,100,00	1,100,00	1,100,00	1,100,00	1,100,00	1,100,00	9,900,00	4,126,00	4,126,00	9,900,00	4,126,00	4,126,00
2.2.1.1.2	OTRAS	4,333,284	4,333,284	4,333,284	612,314,00	400,00	2,800,00	2,800,00	1,200,00	1,200,00	4,71,387,66	1,670,00	600,00	1,122,371,66	3,710,912,34	3,710,912,34	1,122,371,66	3,710,912,34	3,710,912,34
2.2.1.1.2.1	ESCOLA	1,800,000	0	1,800,000	612,314,00	400,00	2,800,00	2,800,00	1,200,00	1,200,00	4,71,387,66	1,670,00	600,00	1,122,371,66	677,628,34	677,628,34	1,122,371,66	677,628,34	677,628,34
2.2.1.1.2.58	OTROS	3,033,284	0	3,033,284	0,00	0,00	0,00	0,00	0,00	0,00	0,00	0,00	0,00	0,00	0,00	0,00	3,033,284,00	0,00	3,033,284,00
2.2.2	PRESTAC	11,213,823	-50,000	11,163,823	4,865,58	537,221,69	996,778,88	607,305,23	900,716,08	1,061,174,07	1,668,077,19	811,342,07	689,413,09	7,296,695,81	3,884,927,15	3,884,927,15	7,296,695,81	3,884,927,15	3,884,927,15
2.2.2.2	ASISTEN	58,287	0	58,287	4,865,58	4,865,58	4,865,58	4,865,58	4,865,58	4,865,58	4,865,58	4,865,58	4,865,58	4,865,58	14,596,76	14,596,76	4,865,58	14,596,76	14,596,76
2.2.2.2.1	PENSION	58,287	0	58,287	4,865,58	4,865,58	4,865,58	4,865,58	4,865,58	4,865,58	4,865,58	4,865,58	4,865,58	4,865,58	14,596,76	14,596,76	4,865,58	14,596,76	14,596,76
2.2.2.2.1.1	PENSION	38,016	0	38,016	3,168,00	3,168,00	3,168,00	3,168,00	3,168,00	3,168,00	3,168,00	3,168,00	3,168,00	3,168,00	9,504,00	9,504,00	3,168,00	9,504,00	9,504,00
2.2.2.2.1.2	PENSION	20,271	0	20,271	1,697,58	1,697,58	1,697,58	1,697,58	1,697,58	1,697,58	1,697,58	1,697,58	1,697,58	1,697,58	5,092,78	5,092,78	1,697,58	5,092,78	5,092,78
2.2.2.3	ENTREG	11,273,436	-50,000	11,223,436	0,00	532,356,11	991,913,30	602,439,65	695,652,50	1,056,308,49	1,682,211,61	806,476,42	684,547,51	7,253,105,59	3,870,350,41	3,870,350,41	7,253,105,59	3,870,350,41	3,870,350,41
2.2.2.3.1	OTAS	11,273,436	-50,000	11,223,436	0,00	532,356,11	991,913,30	602,439,65	695,652,50	1,056,308,49	1,682,211,61	806,476,42	684,547,51	7,253,105,59	3,870,350,41	3,870,350,41	7,253,105,59	3,870,350,41	3,870,350,41
2.2.2.3.1.4	SEGURO	11,424,472	-51,930	11,372,542	0,00	532,356,11	992,221,92	601,994,11	695,534,22	1,054,888,78	1,682,899,60	804,099,26	684,491,49	7,246,461,69	3,844,117,31	3,844,117,31	7,246,461,69	3,844,117,31	3,844,117,31
2.2.2.3.4.2	GASTOS	22,000	0	22,000	23,930	11,090,542	0,00	0,00	0,00	1,154,44	0,00	2,417,16	0,00	4,786,94	19,133,36	19,133,36	4,786,94	19,133,36	19,133,36
2.2.2.3.4.3	GASTOS	8,964	0	8,964	0,00	0,00	0,00	0,00	318,28	265,27	315,81	0,00	58,02	1,876,96	7,637,04	7,637,04	1,876,96	7,637,04	7,637,04
2.2.3	BIENES Y	393,433,681	27,151,707	420,585,398	23,054,052,87	26,796,712,23	27,263,868,29	27,528,010,66	27,664,962,92	28,541,377,58	26,554,839,27	31,456,490,14	28,822,553,87	245,704,638,03	174,880,493,97	174,880,493,97	245,704,638,03	174,880,493,97	174,880,493,97
2.2.3.1	COMPR	4,985,831	6,738	4,992,569	4,992,569	31,216,98	179,423,01	77,169,94	117,821,71	181,964,68	157,746,24	136,444,21	211,631,10	1,212,654,34	3,780,514,66	3,780,514,66	1,212,654,34	3,780,514,66	3,780,514,66



DEVENGADOS Vs MARCO INICIAL Y SUS MODIFICACIONES - 2019

Del mes de Enero a Setiembre

(EN NUEVOS SOLES)


CONSOLIDADO

SECTOR 09 ECONOMIA Y FINANZAS

PLIEGO : 009 M. DE ECONOMIA Y FINANZAS

M E N S U A L I Z A D O

CATEGORIA ESPECIFICA DET	PIA	MODIFIC.	PIM	ENE	FEB	MAR	ABR	MAY	JUN	JUL	AGO	SET	OCT	NOV	DIC	TOTAL DEVENGADOS	SALDO
2.3 1 1 ALIMENT	633,041	-188,942	444,099	20,681.48	9,947.23	9,490.25	15,476.16	26,968.31	6,331.44	20,247.55	18,437.60	22,504.49	0.00	0.00	0.00	150,084.51	294,014.48
2.3 1 1 1 ALIMENT	633,041	-188,942	444,099	20,681.48	9,947.23	9,490.25	15,476.16	26,968.31	6,331.44	20,247.55	18,437.60	22,504.49	0.00	0.00	0.00	150,084.51	294,014.48
2.3 1 1 1 1 ALIMENT	633,041	-188,942	444,099	20,681.48	9,947.23	9,490.25	15,476.16	26,968.31	6,331.44	20,247.55	18,437.60	22,504.49	0.00	0.00	0.00	150,084.51	294,014.48
2.3 1 2 VESTUAR	128,784	12,163	140,947	0.00	0.00	0.00	900.00	702.80	0.00	0.00	0.00	0.00	0.00	0.00	0.00	1,602.80	139,344.20
2.3 1 2.1 VESTUAR	128,784	12,163	140,947	0.00	0.00	0.00	900.00	702.80	0.00	0.00	0.00	0.00	0.00	0.00	0.00	1,602.80	139,344.20
2.3 1 2.1.1 VESTUAR	98,178	12,163	110,341	0.00	0.00	0.00	0.00	702.80	0.00	0.00	0.00	0.00	0.00	0.00	0.00	702.80	108,638.20
2.3 1 2.1.2 TEXTILES	30,606	0	30,606	0.00	0.00	0.00	900.00	0.00	0.00	0.00	0.00	0.00	0.00	0.00	0.00	900.00	29,706.00
2.3 1 3 COMBUS	177,048	25,234	202,282	0.00	24,705.57	16,760.86	13,608.12	11,911.53	15,034.77	10,912.82	12,670.87	1,520.98	0.00	0.00	0.00	107,145.52	95,136.48
2.3 1 3.1 COMBUS	177,048	25,234	202,282	0.00	24,705.57	16,760.86	13,608.12	11,911.53	15,034.77	10,912.82	12,670.87	1,520.98	0.00	0.00	0.00	107,145.52	95,136.48
2.3 1 3.1.1 COMBUS	175,298	25,000	200,298	0.00	22,721.57	16,760.86	13,608.12	11,911.53	15,034.77	10,912.82	12,670.87	1,520.98	0.00	0.00	0.00	105,161.52	95,136.48
2.3 1 3.1.2 GASES	1,750	234	1,984	0.00	1,984.00	0.00	0.00	0.00	0.00	0.00	0.00	0.00	0.00	0.00	0.00	1,984.00	0.00
2.3 1 5 MATERIA	2,622,870	125,889	2,748,759	9,380.50	94,740.81	35,970.84	59,594.67	127,905.14	61,603.54	45,204.72	81,552.24	137,264.15	0.00	0.00	0.00	663,216.61	2,085,542.39
2.3 1 5.1 DE	2,212,582	59,916	2,272,498	9,320.50	62,349.06	10,870.57	22,254.99	73,289.30	32,653.18	40,184.92	34,615.53	124,493.90	0.00	0.00	0.00	410,031.95	1,862,466.05
2.3 1 5.1.1 REPUEST	330,991	20,014	351,005	7,500.00	0.00	3,603.08	296.00	1,970.00	5,437.98	20,194.28	760.00	6,572.00	0.00	0.00	0.00	46,333.34	304,671.66
2.3 1 5.1.2 PAPELER	1,881,591	39,902	1,921,493	1,820.50	62,349.06	7,267.49	21,958.99	71,319.30	27,215.20	19,990.64	33,855.53	117,921.90	0.00	0.00	0.00	363,698.61	1,557,794.39
2.3 1 5.3 ASEO,	187,486	30,697	218,183	30.00	26,957.75	1,860.78	33,221.58	24,510.33	22,323.42	1,448.20	22,850.91	12,223.75	0.00	0.00	0.00	145,426.72	72,756.28
2.3 1 5.3.1 ASEO,	184,806	25,857	210,663	30.00	26,881.25	1,860.78	33,221.58	24,510.33	22,323.42	1,435.20	22,850.91	12,223.75	0.00	0.00	0.00	145,337.22	65,325.78
2.3 1 5.3.2 DE	2,680	4,840	7,520	0.00	76.50	0.00	0.00	0.00	0.00	13.00	0.00	0.00	0.00	0.00	0.00	89.50	7,430.50
2.3 1 5.4 ELECTRI	114,931	18,636	133,567	30.00	5,434.00	15,575.39	4,118.10	23,463.29	1,008.60	3,571.60	34,085.60	546.50	0.00	0.00	0.00	87,831.28	45,735.72
2.3 1 5.4.1 ELECTRI	114,931	18,636	133,567	30.00	5,434.00	15,575.39	4,118.10	23,463.29	1,008.60	3,571.60	34,085.60	546.50	0.00	0.00	0.00	87,831.28	45,735.72
2.3 1 5.99 OTROS	107,871	16,640	124,511	0.00	0.00	7,664.10	0.00	8,642.22	5,620.34	0.00	0.00	0.00	0.00	0.00	0.00	19,926.66	104,584.34
2.3 1 5.99.99 OTROS	107,871	16,640	124,511	0.00	0.00	7,664.10	0.00	8,642.22	5,620.34	0.00	0.00	0.00	0.00	0.00	0.00	19,926.66	104,584.34
2.3 1 6 REPUEST	89,969	92,777	182,746	0.00	10,032.50	0.00	810.00	1,819.15	1,902.13	10,631.80	0.00	2,650.99	0.00	0.00	0.00	27,846.57	154,899.43
2.3 1 6.1 REPUEST	89,969	92,777	182,746	0.00	10,032.50	0.00	810.00	1,819.15	1,902.13	10,631.80	0.00	2,650.99	0.00	0.00	0.00	27,846.57	154,899.43
2.3 1 6.1.1 DE	8,036	0	8,036	0.00	0.00	0.00	0.00	0.00	0.00	0.00	0.00	0.00	0.00	0.00	0.00	0.00	8,036.00
2.3 1 6.1.2 DE	2,368	1,590	3,950	0.00	0.00	0.00	0.00	0.00	0.00	0.00	0.00	0.00	0.00	0.00	0.00	0.00	3,950.00
2.3 1 6.1.3 DE	0	2,472	2,472	0.00	2,381.00	0.00	0.00	0.00	0.00	0.00	0.00	0.00	0.00	0.00	0.00	2,381.00	91.00
2.3 1 6.1.4 DE	10,493	2,573	13,066	0.00	0.00	0.00	810.00	0.00	85.50	0.00	0.00	0.00	0.00	0.00	0.00	895.50	12,170.50
2.3 1 6.1.99 OTROS	69,080	86,142	155,222	0.00	7,651.50	0.00	0.00	1,819.15	1,816.63	10,631.80	0.00	2,650.99	0.00	0.00	0.00	24,570.07	130,651.93
2.3 1 7 ENSERE	6,852	31,911	38,763	0.00	700.00	0.00	15,390.00	0.00	11,400.00	3,561.00	0.00	0.00	0.00	0.00	0.00	31,051.00	7,712.00
2.3 1 7.1 ENSERE	6,852	31,911	38,763	0.00	700.00	0.00	15,390.00	0.00	11,400.00	3,561.00	0.00	0.00	0.00	0.00	0.00	31,051.00	7,712.00



DEVENGADOS VS MARCO INICIAL Y SUS MODIFICACIONES - 2019


Del mes de Enero a Setiembre
(EN NUEVOS SOLES)
CONSOLIDADO

SECTOR 09 ECONOMIA Y FINANZAS
PLIEGO 009 M. DE ECONOMIA Y FINANZAS

M E N S U A L I Z A D O

Table with 13 columns: CATEGORIA, ESPECIALIZACION, PIA, MODIFIC., PIA, FEB, MAR, ABR, MAY, JUN, JUL, AGO, SET, OCT, NOV, DIC, DEVENGADOS, SALDO

Main data table with 13 columns: CATEGORIA, ESPECIALIZACION, PIA, MODIFIC., PIA, FEB, MAR, ABR, MAY, JUN, JUL, AGO, SET, OCT, NOV, DIC, DEVENGADOS, SALDO. Contains multiple rows of financial data.



DEVENGADOS Vs MARCO INICIAL Y SUS MODIFICACIONES - 2019

Del mes de Enero a Setiembre

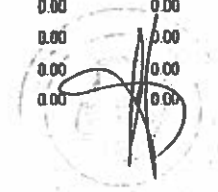
(EN NUEVOS SOLES)

CONSOLIDADO

SECTOR 09 ECONOMIA Y FINANZAS
 PLIEGO 009 M DE ECONOMIA Y FINANZAS

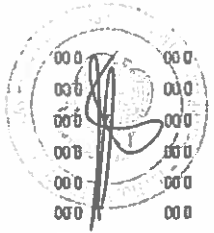
M E N S U A L I Z A D O

CATEGORIA ESPECIFICA DET	PIA	MODIFIC.	PM	ENE	FEB	MAR	ABR	MAY	JUN	JUL	AGO	SET	OCT	NOV	DIC	TOTAL DEVENGADOS	SALDO
2.3.2.2.1.1 SERVICI	2,690,463	209,244	2,899,707	144,119.80	174,936.56	234,126.88	229,157.50	214,089.44	186,003.09	166,080.20	187,820.64	168,662.91	0.00	0.00	0.00	1,706,197.22	1,193,509.78
2.3.2.2.1.2 SERVICI	383,000	22,382	405,382	35,498.30	2,976.06	21,000.25	22,502.94	16,453.65	19,845.21	17,114.48	21,141.18	17,771.85	0.00	0.00	0.00	174,303.90	231,078.10
2.3.2.2.2 SERVICI	3,286,790	371,247	3,658,037	983.25	152,774.13	213,716.98	143,742.83	203,381.37	123,067.47	154,185.58	238,823.51	72,949.86	0.00	0.00	0.00	1,381,624.98	2,356,412.02
2.3.2.2.2.1 SERVICI	1,212,693	6,405	1,219,098	442.95	437.70	49,204.28	85,179.24	437.71	46,277.06	44,347.19	47,363.48	41,842.70	0.00	0.00	0.00	315,472.29	903,625.71
2.3.2.2.2.2 SERVICI	478,368	369,847	848,215	540.30	32,546.59	64,676.36	33,086.89	34,645.64	540.30	34,598.04	63,459.08	1,534.00	0.00	0.00	0.00	265,625.20	582,589.60
2.3.2.2.2.3 SERVICI	1,595,729	-5,005	1,590,724	0.00	119,789.84	99,836.34	25,476.70	168,298.02	76,250.11	75,242.35	126,060.97	29,573.18	0.00	0.00	0.00	720,527.49	870,196.51
2.3.2.2.3 SERVICI	3,494,819	571,858	4,066,675	10,348.21	48,464.08	160,056.98	372,380.86	235,760.00	367,842.71	169,169.56	185,512.25	25,133.54	0.00	0.00	0.00	1,584,666.19	2,481,208.81
2.3.2.2.3.1 CORREO	1,783,506	915,659	2,699,164	10,186.20	29,142.94	40,029.16	347,933.14	156,495.74	131,431.27	102,834.66	93,690.05	21,884.24	0.00	0.00	0.00	933,627.40	1,765,536.60
2.3.2.2.3.99 OTROS	1,710,514	-343,803	1,366,711	160.01	19,321.14	120,027.82	24,447.72	79,264.26	236,411.44	66,334.90	101,822.20	3,249.30	0.00	0.00	0.00	651,039.79	715,672.21
2.3.2.2.4 SERVICI	2,286,793	8,250	2,295,043	0.00	258,262.77	319,637.15	287,608.56	95,676.01	62,546.46	35,685.09	577,186.59	8,978.95	0.00	0.00	0.00	1,643,531.58	651,511.42
2.3.2.2.4.1 SERVICI	2,286,793	-1,896,390	390,403	0.00	29,276.39	11,638.19	0.00	0.00	1,450.00	0.00	0.00	8,500.00	0.00	0.00	0.00	48,864.58	341,538.42
2.3.2.2.4.5 PUBLICA	0	1,904,640	1,904,640	0.00	228,986.38	307,998.96	287,608.56	95,676.01	61,096.46	35,685.09	577,186.59	428.95	0.00	0.00	0.00	1,594,667.00	309,973.00
2.3.2.3 SERVICI	13,796,172	-871,800	12,924,372	6,905.38	171,031.22	618,272.46	441,118.10	1,537,333.73	3,006,770.31	363,272.63	1,382,060.63	332,300.18	0.00	0.00	0.00	7,859,064.64	5,065,307.36
2.3.2.3.1 SERVICI	13,796,172	-871,800	12,924,372	6,905.38	171,031.22	618,272.46	441,118.10	1,537,333.73	3,006,770.31	363,272.63	1,382,060.63	332,300.18	0.00	0.00	0.00	7,859,064.64	5,065,307.36
2.3.2.3.1.1 SERVICI	3,649,527	-686,800	2,962,727	0.00	6,803.61	210,603.78	64,819.25	67,320.74	659,078.86	161,112.73	0.00	160,876.68	0.00	0.00	0.00	1,330,615.66	1,632,111.35
2.3.2.3.1.2 SERVICI	10,146,645	-185,000	9,961,645	6,905.38	164,227.61	407,668.68	376,298.85	1,470,012.99	2,347,691.45	202,159.90	1,382,060.63	171,423.50	0.00	0.00	0.00	6,528,448.99	3,433,196.01
2.3.2.4 SERVICI	4,146,057	1,265,280	5,411,337	9,710.00	311,995.59	339,041.19	195,416.94	376,982.66	400,951.36	311,560.13	305,194.08	253,865.25	0.00	0.00	0.00	2,504,717.20	2,906,619.60
2.3.2.4.1 SERVICI	4,146,057	1,265,280	5,411,337	9,710.00	311,995.59	339,041.19	195,416.94	376,982.66	400,951.36	311,560.13	305,194.08	253,865.25	0.00	0.00	0.00	2,504,717.20	2,906,619.60
2.3.2.4.1.1 DE	1,559,074	852,501	2,411,575	0.00	55,733.72	60,639.00	1,914.84	184,027.85	144,353.74	113,408.63	97,351.58	146,899.74	0.00	0.00	0.00	824,320.20	1,587,254.80
2.3.2.4.1.3 DE	106,324	55,304	161,628	0.00	3,767.96	6,808.28	5,711.98	600.01	8,154.84	7,084.72	0.00	679.68	0.00	0.00	0.00	32,805.37	128,822.63
2.3.2.4.1.4 DE	91,910	126,103	217,113	0.00	0.00	33,751.64	40.00	16,616.99	39,971.52	3,380.00	10,081.61	54,136.09	0.00	0.00	0.00	157,977.85	59,135.15
2.3.2.4.1.5 DE	2,389,649	231,372	2,621,021	9,710.00	252,494.01	217,844.27	187,750.02	175,737.81	208,471.26	187,686.78	197,760.69	52,158.74	0.00	0.00	0.00	1,489,613.78	1,131,407.22
2.3.2.5 ALQUILE	11,497,373	-2,636,409	8,860,964	157,779.00	280,334.88	428,905.10	339,658.73	269,444.51	371,139.43	316,512.78	403,003.57	337,467.86	0.00	0.00	0.00	2,902,245.06	5,958,718.94
2.3.2.5.1 ALQUILE	11,497,373	-2,636,409	8,860,964	157,779.00	280,334.88	428,905.10	339,658.73	269,444.51	371,139.43	316,512.78	403,003.57	337,467.86	0.00	0.00	0.00	2,902,245.06	5,958,718.94
2.3.2.5.1.1 DE	7,712,229	-2,776,204	4,936,025	128,479.00	143,756.97	204,533.97	197,567.99	208,897.17	187,196.59	146,463.35	160,440.67	249,219.20	0.00	0.00	0.00	1,628,554.91	3,309,470.09
2.3.2.5.1.3 DE	0	13,000	13,000	0.00	8,050.00	3,950.00	0.00	0.00	0.00	0.00	0.00	0.00	0.00	0.00	0.00	12,000.00	1,000.00
2.3.2.5.1.4 DE	1,655,256	41,284	1,696,540	0.00	101,976.25	148,016.11	94,639.88	23,359.04	152,588.68	87,908.15	91,680.95	35,163.86	0.00	0.00	0.00	735,332.92	961,207.08
2.3.2.5.1.99 DE	2,129,888	85,511	2,215,399	29,300.00	26,550.66	70,405.02	47,450.86	37,188.30	31,354.16	82,141.28	150,881.95	53,084.80	0.00	0.00	0.00	528,357.23	1,687,041.77
2.3.2.6 SERVICI	2,948,143	4,222,347	7,170,490	513,132.34	22,370.51	1,087,843.39	25,984.65	100,187.01	7,352.32	1,021,417.01	557,734.13	1,268,386.72	0.00	0.00	0.00	4,604,408.08	2,566,081.92
2.3.2.6.1 SERVICI	1,907,832	4,322,568	6,230,400	506,620.00	2,025.00	1,079,220.00	7,386.00	3,880.00	4,080.00	667,156.00	513,055.00	1,263,860.00	0.00	0.00	0.00	4,047,282.00	2,183,118.00
2.3.2.6.1.1 COSTOS	1,768,205	4,352,780	6,118,985	505,850.00	0.00	1,079,000.00	0.00	0.00	1,260.00	665,050.00	511,500.00	1,261,875.00	0.00	0.00	0.00	4,024,535.00	2,094,450.00



DEVENGADOS VS MARCO INICIAL Y SUS MODIFICACIONES - 2019
 Del mes de Enero a Setiembre
 (EN NUEVOS SOLES)
CONSOLIDADO
 SECTOR 09 ECONOMIA Y FINANZAS
 PLIEGO 009 M. DE ECONOMIA Y FINANZAS
 M E N S U A L I Z A D O

CATEGORIA EPECIFICA DET	PA	MODIFIC.	ENE	FEB	MAR	ABR	MAY	JUN	JUL	AGO	SET	OCT	NOV	DIC	TOTAL	DEVENGADOS	SALDO
2.3.2.6.1.2 GASTOS	141,627	-30,212	111,415	770,00	2,025,00	220,00	7,366,00	3,660,00	2,620,00	2,106,00	1,555,00	1,985,00	0,00	0,00	22,747,00	89,668,00	89,668,00
2.3.2.6.2.1 SERVICI	56,555	-151	96,404	6,512,34	5,258,63	8,022,39	10,647,22	3,581,05	2,991,20	4,378,79	7,430,53	4,526,72	0,00	0,00	53,349,87	43,054,13	43,054,13
2.3.2.6.2.2 SERVICI	943,756	-100,070	843,686	0,00	15,086,88	690,00	7,851,43	92,725,96	281,12	349,882,22	37,248,60	0,00	0,00	0,00	339,806,79	0,00	339,806,79
2.3.2.6.3.1 SERVICI	149,341	0	149,341	0,00	0,00	0,00	17,227,74	0,00	56,947,53	3,451,32	0,00	0,00	0,00	0,00	77,626,59	71,714,41	71,714,41
2.3.2.6.3.2 SERVICI	5,000	0	5,000	0,00	600,00	0,00	0,00	1,045,00	0,00	0,00	0,00	0,00	0,00	0,00	1,645,00	3,355,00	3,355,00
2.3.2.6.3.3 SERVICI	240,719	-135,690	205,029	0,00	15,688,88	0,00	7,951,43	275,76	25,488,57	18,216,15	0,00	0,00	0,00	0,00	71,778,50	133,250,50	133,250,50
2.3.2.6.3.4 OTROS	448,696	35,620	484,316	0,00	0,00	0,00	71,738,51	5,36	266,401,12	14,581,13	0,00	0,00	0,00	0,00	352,726,12	131,539,68	131,539,68
2.3.2.7.1.1 SERVICI	207,753,073	19,604,912	224,357,985	13,539,171,59	16,122,666,10	14,921,456,01	16,702,447,68	15,170,030,07	14,639,149,16	14,333,312,93	18,208,650,13	14,760,668,18	0,00	0,00	138,485,581,85	65,872,403,15	65,872,403,15
2.3.2.7.1.2 ASESORI	18,104,588	13,219,148	31,403,736	3,996,357,10	0,00	1,385,696,25	1,373,563,41	785,423,46	64,900,00	3,115,20	4,375,300,98	11,617,51	0,00	0,00	11,896,083,91	19,507,732,09	19,507,732,09
2.3.2.7.1.3 AUDITOR	861,440	-223,790	637,650	0,00	0,00	0,00	0,00	0,00	0,00	0,00	0,00	0,00	0,00	637,650,00	637,650,00	637,650,00	
2.3.2.7.1.99 OTROS	3,513,230	633,534	4,146,764	9,000,00	3,069,712,00	21,600,00	30,000,00	20,000,00	31,362,80	199,600,00	26,516,90	85,875,00	0,00	0,00	3,504,066,80	642,697,20	642,697,20
2.3.2.7.2.1 SERVICI	142,020,250	14,476,820	156,497,070	9,203,629,07	11,911,298,60	12,205,671,56	12,312,762,56	13,311,379,05	12,910,988,67	12,675,956,29	13,620,703,33	0,00	0,00	0,00	110,697,620,37	45,799,449,63	45,799,449,63
2.3.2.7.2.2 ASESORI	900,556	-33,600	866,956	0,00	29,300,00	34,300,00	17,500,00	21,500,00	27,950,00	44,800,00	32,900,00	0,00	0,00	0,00	229,750,00	637,206,00	637,206,00
2.3.2.7.2.6 LOCALIDAD	73,400,000	0	73,400,000	4,049,522,40	5,632,983,23	5,989,522,35	6,207,970,01	6,163,933,66	5,942,407,01	5,737,376,30	6,775,040,00	0,00	0,00	0,00	53,094,829,29	20,305,170,71	20,305,170,71
2.3.2.7.2.8 LOCALIDAD	62,700,000	11,851,250	74,551,250	5,099,583,34	5,724,473,37	5,850,621,21	5,498,425,00	5,589,211,68	6,460,681,66	6,554,579,99	6,452,463,33	0,00	0,00	0,00	53,860,774,22	20,670,475,78	20,670,475,78
2.3.2.7.2.99 OTROS	3,616,474	2,859,850	6,476,364	134,523,33	298,782,00	357,925,00	351,925,00	458,500,00	388,000,00	292,200,00	323,400,00	0,00	0,00	0,00	3,027,852,58	3,448,511,42	3,448,511,42
2.3.2.7.3.1 SERVICI	1,244,269	-135,012	1,109,257	0,00	9,770,00	0,00	0,00	25,000,00	59,999,00	24,935,00	35,440,00	41,210,00	0,00	0,00	196,354,00	912,903,00	912,903,00
2.3.2.7.3.3 REALIZA	213,666	-124,917	88,749	0,00	0,00	0,00	0,00	0,00	0,00	0,00	0,00	0,00	0,00	0,00	824,054,00	68,849,00	68,849,00
2.3.2.7.3.4 SERVICI	7,215,303	-2,158,060	5,057,243	105,594,86	246,218,27	306,225,29	318,255,34	312,867,59	201,015,08	360,723,57	210,605,16	222,358,21	0,00	0,00	2,773,379,63	68,849,00	68,849,00
2.3.2.7.4.2 PROCES	108,629	-15,958	92,671	0,00	0,00	0,00	27,481,37	-466,58	0,00	-243,17	0,00	0,00	0,00	0,00	38,438,81	102,792,95	102,792,95
2.3.2.7.4.3 SOPORT	121,500	500	122,000	0,00	2,750,00	2,750,00	4,103,52	2,750,00	4,103,53	2,750,00	0,00	0,00	0,00	0,00	19,207,05	102,792,95	102,792,95
2.3.2.7.4.99 OTROS	6,985,174	-2,142,602	4,842,572	105,594,86	241,468,27	275,993,92	314,638,40	282,938,22	196,911,55	358,218,74	210,605,16	222,358,21	0,00	0,00	2,210,423,33	2,632,148,67	2,632,148,67
2.3.2.7.5.1 EFECTIVO	25,275	0	25,275	992,00	1,660,00	1,660,00	1,660,00	1,660,00	930,00	1,660,00	1,660,00	0,00	0,00	0,00	14,942,00	10,333,00	10,333,00
2.3.2.7.5.2 PROPINA	2,637,609	-222,990	2,414,619	69,075,56	97,429,05	91,497,54	115,006,24	108,288,91	110,168,52	105,229,43	133,609,48	130,783,18	0,00	0,00	1,477,749,09	1,477,749,09	1,477,749,09
2.3.2.7.5.6 CONTRIB	0	13,200	13,200	0,00	0,00	0,00	0,00	0,00	0,00	0,00	0,00	0,00	0,00	0,00	0,00	0,00	0,00
2.3.2.7.5.99 OTROS	114,200	0	114,200	0,00	0,00	0,00	0,00	0,00	0,00	0,00	0,00	0,00	0,00	0,00	114,200,00	0,00	114,200,00




DEVENGADOS Vs MARCO INICIAL Y SUS MODIFICACIONES - 2019
Del mes de Enero a Setiembre
(EN NUEVOS SOLES)
CONSOLIDADO

SECTOR : 09 ECONOMIA Y FINANZAS
 PLIEGO : 009 M. DE ECONOMIA Y FINANZAS

M E N S U A L I Z A D O

CATEGORIA ESPECIFICA DET	PIA	MODIFIC.	PMA	ENE	FEB	MAR	ABR	MAY	JUN	JUL	AGO	SET	OCT	NOV	DIC	TOTAL DEVENGADOS	SALDO
2.3.2 7.9	SERVICI	900	17,435	18,335	0.00	0.00	0.00	5,428.00	3,500.00	0.00	0.00	0.00	0.00	0.00	0.00	8,928.00	9,407.00
2.3.2 7.9.99	OTROS	900	17,435	18,335	0.00	0.00	0.00	5,428.00	3,500.00	0.00	0.00	0.00	0.00	0.00	0.00	8,928.00	9,407.00
2.3.2 7.10	SERVICI	1,258,094	-488,955	779,139	0.00	16,030.60	12,467.78	24,776.00	21,446.20	8,734.20	8,578.60	17,410.20	21,919.00	0.00	0.00	131,362.58	647,776.42
2.3.2 7.10	SEMINAR	1,258,660	-481,955	776,705	0.00	16,030.60	12,467.78	24,776.00	21,446.20	8,734.20	8,578.60	17,410.20	21,919.00	0.00	0.00	131,362.58	645,342.42
2.3.2 7.10.99	OTRAS	9,434	-7,000	2,434	0.00	0.00	0.00	0.00	0.00	0.00	0.00	0.00	0.00	0.00	0.00	0.00	2,434.00
2.3.2 7.11	OTROS	21,453,963	-7,332,814	14,121,149	154,523.00	770,487.58	816,237.58	852,183.92	1,586,889.32	876,167.41	719,013.46	725,852.12	601,801.95	0.00	0.00	7,203,156.35	6,917,992.65
2.3.2 7.11.2	TRANSP	611,369	-28,250	583,119	0.00	1,283.33	6,431.67	20,952.44	20,605.00	1,653.30	14,336.20	3,127.70	7,397.70	0.00	0.00	75,787.34	507,331.66
2.3.2 7.11.3	SERVICI	71,669	3,425	75,094	0.00	5,046.67	5,296.67	5,416.67	5,346.67	5,416.67	10,243.34	450.00	5,551.67	0.00	0.00	42,768.36	32,325.64
2.3.2 7.11.6	SERVICI	414,853	-144,622	270,231	0.00	100.89	0.00	297.50	0.00	960.00	1,570.00	0.00	23,109.76	0.00	0.00	26,038.15	244,192.85
2.3.2 7.11.99	SERVICI	20,356,072	-7,163,367	13,192,705	154,523.00	764,056.68	804,509.25	925,517.31	1,560,937.65	868,137.44	692,863.82	722,274.42	565,742.82	0.00	0.00	7,058,562.50	6,134,142.50
2.3.2 8	CONTRA	132,660,233	4,240,412	137,100,645	8,272,436.66	8,596,711.29	8,588,467.79	8,258,473.10	8,795,036.77	8,903,585.34	8,321,068.97	8,864,554.08	8,883,006.06	0.00	0.00	78,483,350.06	58,617,294.94
2.3.2 8.1	CONTRA	132,660,233	4,240,412	137,100,645	8,272,436.66	8,596,711.29	8,588,467.79	8,258,473.10	8,795,036.77	8,903,585.34	8,321,068.97	8,864,554.08	8,883,006.06	0.00	0.00	78,483,350.06	58,617,294.94
2.3.2 8.1.1	CONTRA	129,736,781	981,784	130,718,565	8,126,778.37	8,107,932.60	8,130,103.80	8,077,668.44	8,279,917.10	8,353,372.93	8,403,885.99	8,442,717.12	8,618,405.10	0.00	0.00	74,540,781.45	56,177,773.55
2.3.2 8.1.2	CONTRIB	1,947,393	255,420	2,202,813	145,658.29	150,871.02	148,404.73	146,537.11	152,106.12	150,637.02	151,757.84	150,905.63	152,314.96	0.00	0.00	1,349,282.72	853,530.28
2.3.2 8.1.4	AGUINAL	845,400	166,440	1,011,840	0.00	600.00	600.00	0.00	0.00	0.00	365,800.00	0.00	0.00	0.00	0.00	367,000.00	644,840.00
2.3.2 8.1.5	VACACIO	0	2,146,516	2,146,516	0.00	337,307.67	275,763.29	34,267.55	362,923.55	277,549.39	326,425.14	197,701.33	0.00	0.00	0.00	1,811,937.92	334,578.08
2.3.2 8.1.6	ENTREG	0	690,242	690,242	0.00	0.00	33,595.97	0.00	0.00	122,036.00	73,200.08	73,230.00	112,266.00	0.00	0.00	414,347.97	275,894.03
2.3.2 8.1.99	OTROS	330,679	0	330,679	0.00	0.00	0.00	0.00	0.00	0.00	0.00	0.00	0.00	0.00	0.00	0.00	330,679.00
2.4	DONACIO	29,523	365,579	395,102	80,800.00	44,840.00	0.00	0.00	0.00	236,935.99	0.00	0.00	0.00	0.00	0.00	362,575.99	32,526.01
2.4.1	DONACIO	29,523	365,579	395,102	80,800.00	44,840.00	0.00	0.00	0.00	236,935.99	0.00	0.00	0.00	0.00	0.00	362,575.99	32,526.01
2.4.1.2	A	29,523	129,480	159,003	80,800.00	44,840.00	0.00	0.00	0.00	837.50	0.00	0.00	0.00	0.00	0.00	126,477.50	32,525.50
2.4.1.2.1	A	29,523	129,480	159,003	80,800.00	44,840.00	0.00	0.00	0.00	837.50	0.00	0.00	0.00	0.00	0.00	126,477.50	32,525.50
2.4.1.2.1.99	A OTROS	29,523	129,480	159,003	80,800.00	44,840.00	0.00	0.00	0.00	837.50	0.00	0.00	0.00	0.00	0.00	126,477.50	32,525.50
2.4.1.3	A OTRAS	0	236,099	236,099	0.00	0.00	0.00	0.00	0.00	236,098.49	0.00	0.00	0.00	0.00	0.00	236,098.49	0.51
2.4.1.3.1	A OTRAS	0	236,099	236,099	0.00	0.00	0.00	0.00	0.00	236,098.49	0.00	0.00	0.00	0.00	0.00	236,098.49	0.51
2.4.1.3.1.1	A OTRAS	0	236,099	236,099	0.00	0.00	0.00	0.00	0.00	236,098.49	0.00	0.00	0.00	0.00	0.00	236,098.49	0.51
2.5	OTROS	17,380,629	1,183,457	18,574,086	323,438.84	336,502.62	1,125,798.78	1,472,890.35	963,772.55	74,031.24	773,980.25	1,703,157.58	190,828.64	0.00	0.00	6,964,399.95	11,609,686.05
2.5.1	SUBSIDI	14,719,903	0	14,719,903	0.00	0.00	1,067,408.00	1,403,421.00	879,046.00	0.00	705,170.00	1,545,164.00	0.00	0.00	0.00	5,600,209.00	9,119,694.00
2.5.1.1	A LAS	0	2,219,503	2,219,503	0.00	0.00	110,492.00	0.00	102,902.00	0.00	0.00	4,115.00	0.00	0.00	0.00	217,509.00	2,002,394.00
2.5.1.1.1	A LAS	0	2,219,503	2,219,503	0.00	0.00	110,492.00	0.00	102,902.00	0.00	0.00	4,115.00	0.00	0.00	0.00	217,509.00	2,002,394.00
2.5.1.1.1.1	EMPRES	0	2,219,503	2,219,503	0.00	0.00	110,492.00	0.00	102,902.00	0.00	0.00	4,115.00	0.00	0.00	0.00	217,509.00	2,002,394.00



DEVENGADOS Vs MARCO INICIAL Y SUS MODIFICACIONES - 2019

Del mes de Enero a Setiembre

(EN NUEVOS SOLES)

CONSOLIDADO

SECTOR : 09 ECONOMIA Y FINANZAS

PLIEGO : 009 M. DE ECONOMIA Y FINANZAS

M E N S U A L I Z A D O

CATEGORIA ESPECIFICA DET	PIA	MODIFIC.	PIM	ENE	FEB	MAR	ABR	MAY	JUN	JUL	AGO	SET	OCT	NOV	DIC	TOTAL DEVENGADOS	SALDO	
2.4	DOHACIO,646,000,000	-2,546,000,000	100,000,000	0.00	0.00	0.00	0.00	0.00	0.00	0.00	0.00	0.00	0.00	0.00	0.00	0.00	100,000,000.00	
2.4.2	DOHACIO,646,000,000	-2,546,000,000	100,000,000	0.00	0.00	0.00	0.00	0.00	0.00	0.00	0.00	0.00	0.00	0.00	0.00	0.00	100,000,000.00	
2.4.2.3	A OTRAS,646,000,000	-2,546,000,000	100,000,000	0.00	0.00	0.00	0.00	0.00	0.00	0.00	0.00	0.00	0.00	0.00	0.00	0.00	100,000,000.00	
2.4.2.3.1	A OTRAS,646,000,000	-2,546,000,000	100,000,000	0.00	0.00	0.00	0.00	0.00	0.00	0.00	0.00	0.00	0.00	0.00	0.00	0.00	100,000,000.00	
2.4.2.3.1.3	A OTRAS 600,000,000	-600,000,000	0	0.00	0.00	0.00	0.00	0.00	0.00	0.00	0.00	0.00	0.00	0.00	0.00	0.00	0.00	
2.4.2.3.1.4	A OTRAS,046,000,000	-1,946,000,000	100,000,000	0.00	0.00	0.00	0.00	0.00	0.00	0.00	0.00	0.00	0.00	0.00	0.00	0.00	100,000,000.00	
2.6	ADQUI	89,894,988	30,928,037	120,823,025	102,640.00	312,187.33	446,592.73	2,049,125.90	15,420,901.26	10,425,227.90	2,700,340.80	1,090,626.27	758,005.65	0.00	0.00	0.00	33,297,658.04	87,525,366.96
2.6.1	ADQUI	0	23,011,800	23,011,800	0.00	0.00	0.00	0.00	13,847,557.50	8,787,215.49	319,469.78	0.00	0.00	0.00	0.00	0.00	22,954,242.77	57,557.23
2.6.1.2	EDIFICIO	0	23,011,800	23,011,800	0.00	0.00	0.00	0.00	13,847,557.50	8,787,215.49	319,469.78	0.00	0.00	0.00	0.00	0.00	22,954,242.77	57,557.23
2.6.1.2.1	EDIFICIO	0	23,011,800	23,011,800	0.00	0.00	0.00	0.00	13,847,557.50	8,787,215.49	319,469.78	0.00	0.00	0.00	0.00	0.00	22,954,242.77	57,557.23
2.6.1.2.1.1	COMPRA	0	23,011,800	23,011,800	0.00	0.00	0.00	0.00	13,847,557.50	8,787,215.49	319,469.78	0.00	0.00	0.00	0.00	0.00	22,954,242.77	57,557.23
2.6.2	CC:ISTR	0	509,651	509,651	0.00	0.00	0.00	0.00	0.00	0.00	0.00	0.00	0.00	0.00	0.00	0.00	0.00	509,651.00
2.6.2.3	OTRAS	0	509,651	509,651	0.00	0.00	0.00	0.00	0.00	0.00	0.00	0.00	0.00	0.00	0.00	0.00	0.00	509,651.00
2.6.2.3.99	OTRAS	0	509,651	509,651	0.00	0.00	0.00	0.00	0.00	0.00	0.00	0.00	0.00	0.00	0.00	0.00	0.00	509,651.00
2.6.2.3.99	COSTO	0	509,651	509,651	0.00	0.00	0.00	0.00	0.00	0.00	0.00	0.00	0.00	0.00	0.00	0.00	0.00	509,651.00
2.6.3	ADQUI	42,786,305	-1,334,598	41,451,707	0.00	34,777.98	66,822.43	730.00	52,477.98	16,600.00	32,180.16	191,286.63	60,380.33	0.00	0.00	0.00	455,255.51	40,996,451.49
2.6.3.2	ADQUI	42,786,305	-1,334,598	41,451,707	0.00	34,777.98	66,822.43	730.00	52,477.98	16,600.00	32,180.16	191,286.63	60,380.33	0.00	0.00	0.00	455,255.51	40,996,451.49
2.6.3.2.1	PARA	225,482	888,206	1,113,688	0.00	780.00	4,579.60	730.00	13,685.00	18,600.00	3,481.96	218.00	41,190.00	0.00	0.00	0.00	81,264.56	1,032,423.44
2.6.3.2.1.1	MAQUINA	0	23,760	23,760	0.00	0.00	0.00	0.00	10,740.00	0.00	1,700.00	0.00	0.00	0.00	0.00	0.00	12,440.00	11,320.00
2.6.3.2.1.2	MOBILIA	225,482	864,446	1,089,928	0.00	780.00	4,579.60	730.00	2,945.00	16,600.00	1,781.96	218.00	41,190.00	0.00	0.00	0.00	68,824.56	1,021,103.44
2.6.3.2.3	ADQUI	36,063,740	510,024	36,573,764	0.00	0.00	0.00	0.00	36,243.98	0.00	28,698.20	149,991.73	14,511.33	0.00	0.00	0.00	229,445.24	36,344,318.76
2.6.3.2.3.1	EQUIPOS	24,590,091	1,615,592	26,205,683	0.00	0.00	0.00	0.00	6,908.00	0.00	21,802.20	114,002.83	449.53	0.00	0.00	0.00	143,262.56	26,062,420.44
2.6.3.2.3.2	EQUIPOS	0	9,448,103	9,448,103	0.00	0.00	0.00	0.00	27,721.74	0.00	0.00	0.00	0.00	0.00	0.00	0.00	27,721.74	9,420,381.26
2.6.3.2.3.3	EQUIPOS	11,473,649	-10,553,671	919,978	0.00	0.00	0.00	0.00	1,614.24	0.00	6,796.00	35,988.90	14,061.80	0.00	0.00	0.00	58,460.94	861,517.06
2.6.3.2.9	ADQUI	6,497,083	-2,732,828	3,764,255	0.00	33,997.98	62,242.83	0.00	2,549.00	0.00	0.00	41,076.90	4,679.00	0.00	0.00	0.00	144,545.71	3,619,709.29
2.6.3.2.9.1	IRE	406,849	392,445	799,294	0.00	33,997.98	62,242.83	0.00	2,549.00	0.00	0.00	38,276.90	4,679.00	0.00	0.00	0.00	141,745.71	657,548.29
2.6.3.2.9.2	SEO,	0	71,472	71,472	0.00	0.00	0.00	0.00	0.00	0.00	0.00	0.00	0.00	0.00	0.00	0.00	0.00	71,472.00
2.6.3.2.9.4	LECTRI	0	102,412	102,412	0.00	0.00	0.00	0.00	0.00	0.00	0.00	2,800.00	0.00	0.00	0.00	0.00	2,800.00	99,612.00
2.6.3.2.9.5	EQUIPOS	0	4,000	4,000	0.00	0.00	0.00	0.00	0.00	0.00	0.00	0.00	0.00	0.00	0.00	0.00	0.00	4,000.00
2.6.3.2.9.99	MAQUINA	8,090,234	-3,303,157	2,787,077	0.00	0.00	0.00	0.00	0.00	0.00	0.00	0.00	0.00	0.00	0.00	0.00	0.00	2,787,077.00
2.6.6	ADQUI	7,737,588	647,936	8,385,544	0.00	0.00	0.00	0.00	0.00	0.00	21,323.18	0.00	2,567.21	0.00	0.00	0.00	23,890.39	8,361,653.61

DEVENGADOS VS MARCO INICIAL Y SUS MODIFICACIONES - 2019

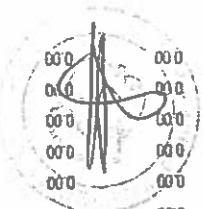
Del mes de Enero a Setiembre
 (EN NUEVOS SOLES)
CONSOLIDADO

**SECTOR 09 ECONOMIA Y FINANZAS
 PLIEGO 009 M. DE ECONOMIA Y FINANZAS**

M E N S U A L I Z A D O

CATEGORIA	ENE	FEB	MAR	ABR	MAY	JUN	JUL	AGO	SET	OCT	NOV	DIC	TOTAL	DEVENGADOS	SALDO
-----------	-----	-----	-----	-----	-----	-----	-----	-----	-----	-----	-----	-----	-------	------------	-------

2.6.6.1	ADQUISI	7,737,608	647,936	8,385,544	0.00	0.00	0.00	21,223.18	0.00	2,567.21	0.00	0.00	23,690.39	8,381,653.61	0.00	
2.6.6.1.3	ACTIVOS	7,737,608	647,936	8,385,544	0.00	0.00	0.00	21,223.18	0.00	2,567.21	0.00	0.00	23,690.39	8,381,653.61	0.00	
2.6.6.1.3.2	SOFTWA	7,737,608	493,759	8,231,367	0.00	0.00	0.00	0.00	0.00	0.00	0.00	0.00	8,231,367.00	0.00	0.00	
2.6.6.1.3.2.99	OTROS	0	154,177	154,177	0.00	0.00	0.00	21,223.18	0.00	2,567.21	0.00	0.00	23,690.39	150,286.61	0.00	
2.6.6.1.3.2.99.1	INVERSI	38,472,169	7,808,592	46,280,761	102,640.00	277,419.35	379,770.30	2,048,395.90	1,520,665.78	1,621,412.41	2,327,367.68	889,139.64	687,058.31	9,654,269.37	36,416,491.63	0.00
2.6.6.1.3.2.99.1.1	INVERSI	38,472,169	7,808,592	46,280,761	102,640.00	277,419.35	379,770.30	2,048,395.90	1,520,665.78	1,621,412.41	2,327,367.68	889,139.64	687,058.31	9,654,269.37	36,416,491.63	0.00
2.6.6.1.3.2.99.1.1.2	SISTEMA	60,192	1,184,299	1,184,107	0.00	0.00	0.00	0.00	0.00	0.00	0.00	0.00	0.00	1,184,299.00	0.00	
2.6.6.1.3.2.99.1.1.2.1	GASTOS	0	459	459	0.00	0.00	0.00	0.00	0.00	0.00	0.00	0.00	0.00	459.00	0.00	
2.6.6.1.3.2.99.1.1.2.2	GASTOS	60,192	1,183,840	1,183,648	0.00	0.00	0.00	0.00	0.00	0.00	0.00	0.00	0.00	1,183,840.00	0.00	
2.6.6.1.3.2.99.1.1.2.3	GASTOS	0	0	0	0.00	0.00	0.00	0.00	0.00	0.00	0.00	0.00	0.00	0.00	0.00	
2.6.6.1.3.2.99.1.1.2.3.1	OTRAS	38,411,977	6,604,485	45,016,462	102,640.00	277,419.35	379,770.30	2,048,395.90	1,520,665.78	1,621,412.41	2,327,367.68	889,139.64	687,058.31	9,654,269.37	35,232,192.63	
2.6.6.1.3.2.99.1.1.2.3.1.6	OTRAS	38,411,977	6,604,485	45,016,462	102,640.00	277,419.35	379,770.30	2,048,395.90	1,520,665.78	1,621,412.41	2,327,367.68	889,139.64	687,058.31	9,654,269.37	35,232,192.63	
2.6.6.1.3.2.99.1.1.2.3.1.6.2	GASTOS	0	74,446	74,446	0.00	0.00	0.00	0.00	0.00	0.00	0.00	0.00	0.00	74,446.00	0.00	
2.6.6.1.3.2.99.1.1.2.3.1.6.2.1	GASTOS	38,411,977	6,610,039	45,022,016	102,640.00	277,419.35	379,770.30	2,048,395.90	1,520,665.78	1,621,412.41	2,327,367.68	889,139.64	687,058.31	9,660,025.86	35,161,990.14	
2.6.6.1.3.2.99.1.1.2.3.1.6.2.1.1	OTROS	838,566	284,656	1,123,222	0.00	0.00	0.00	0.00	0.00	0.00	0.00	0.00	0.00	1,123,222.00	0.00	
2.6.6.1.3.2.99.1.1.2.3.1.6.2.1.1.1	OTROS	838,566	284,656	1,123,222	0.00	0.00	0.00	0.00	0.00	0.00	0.00	0.00	0.00	1,123,222.00	0.00	
2.6.6.1.3.2.99.1.1.2.3.1.6.2.1.1.1.1	ELABORA	838,566	1,064,562	1,903,128	0.00	0.00	0.00	0.00	0.00	0.00	0.00	0.00	0.00	1,903,128.00	0.00	
2.6.6.1.3.2.99.1.1.2.3.1.6.2.1.1.1.1.1	ELABORA	838,566	1,064,562	1,903,128	0.00	0.00	0.00	0.00	0.00	0.00	0.00	0.00	0.00	1,903,128.00	0.00	
2.6.6.1.3.2.99.1.1.2.3.1.6.2.1.1.1.1.1.1	ADQUISI	362,101,500	0	362,101,500	0.00	0.00	0.00	0.00	0.00	0.00	0.00	0.00	0.00	362,101,500.00	0.00	
2.6.6.1.3.2.99.1.1.2.3.1.6.2.1.1.1.1.1.1.1	ADQUISI	362,101,500	0	362,101,500	0.00	0.00	0.00	0.00	0.00	0.00	0.00	0.00	0.00	362,101,500.00	0.00	
2.6.6.1.3.2.99.1.1.2.3.1.6.2.1.1.1.1.1.1.1.1	COMPRA	362,101,500	0	362,101,500	0.00	0.00	0.00	0.00	0.00	0.00	0.00	0.00	0.00	362,101,500.00	0.00	
2.6.6.1.3.2.99.1.1.2.3.1.6.2.1.1.1.1.1.1.1.1.1	ADQUISI	362,101,500	0	362,101,500	0.00	0.00	0.00	0.00	0.00	0.00	0.00	0.00	0.00	362,101,500.00	0.00	
2.6.6.1.3.2.99.1.1.2.3.1.6.2.1.1.1.1.1.1.1.1.1.1	DE	362,101,500	0	362,101,500	0.00	0.00	0.00	0.00	0.00	0.00	0.00	0.00	0.00	362,101,500.00	0.00	
2.6.6.1.3.2.99.1.1.2.3.1.6.2.1.1.1.1.1.1.1.1.1.1.1	SERVICIO	774,429	12,647,774	13,422,203	700,000.00	12,647,774	13,422,203	13,422,203	56,504,990.71	0.00	0.00	0.00	0.00	619,991,056.90	0.00	
2.6.6.1.3.2.99.1.1.2.3.1.6.2.1.1.1.1.1.1.1.1.1.1.1.1	ADQUISI	688,831,895	5,932,622,898	6,621,454,793	534,204,500	5,932,622,898	6,621,454,793	6,621,454,793	27,568,264.78	0.00	0.00	0.00	0.00	619,991,056.90	0.00	
2.6.6.1.3.2.99.1.1.2.3.1.6.2.1.1.1.1.1.1.1.1.1.1.1.1.1	ADQUISI	688,831,895	5,932,622,898	6,621,454,793	534,204,500	5,932,622,898	6,621,454,793	6,621,454,793	27,568,264.78	0.00	0.00	0.00	0.00	619,991,056.90	0.00	
2.6.6.1.3.2.99.1.1.2.3.1.6.2.1.1.1.1.1.1.1.1.1.1.1.1.1.1	ALMORTZ	658,646,679	5,934,962,78	6,593,609,459	2,304,015,179	5,934,962,78	6,593,609,459	6,593,609,459	27,568,264.78	0.00	0.00	0.00	0.00	619,991,056.90	0.00	
2.6.6.1.3.2.99.1.1.2.3.1.6.2.1.1.1.1.1.1.1.1.1.1.1.1.1.1.1	PROVENI	177,146	247,148	424,294	70,000	424,294	424,294	424,294	11,895.19	0.00	0.00	0.00	0.00	55,433.67	0.00	
2.6.6.1.3.2.99.1.1.2.3.1.6.2.1.1.1.1.1.1.1.1.1.1.1.1.1.1.1	DE	177,146	247,148	424,294	70,000	424,294	424,294	424,294	11,895.19	0.00	0.00	0.00	0.00	55,433.67	0.00	
2.6.6.1.3.2.99.1.1.2.3.1.6.2.1.1.1.1.1.1.1.1.1.1.1.1.1.1.1.1	PROVENI	157,511,849	1,157,511,849	2,734,623,698	1,157,511,849	2,734,623,698	2,734,623,698	2,734,623,698	11,895.19	0.00	0.00	0.00	0.00	117,202,840.00	0.00	
2.6.6.1.3.2.99.1.1.2.3.1.6.2.1.1.1.1.1.1.1.1.1.1.1.1.1.1.1.1.1	BANCO	157,511,849	1,157,511,849	2,734,623,698	1,157,511,849	2,734,623,698	2,734,623,698	2,734,623,698	11,895.19	0.00	0.00	0.00	0.00	117,202,840.00	0.00	
2.6.6.1.3.2.99.1.1.2.3.1.6.2.1.1.1.1.1.1.1.1.1.1.1.1.1.1.1.1.1.1	BANCO	157,511,849	1,157,511,849	2,734,623,698	1,157,511,849	2,734,623,698	2,734,623,698	2,734,623,698	11,895.19	0.00	0.00	0.00	0.00	117,202,840.00	0.00	
2.6.6.1.3.2.99.1.1.2.3.1.6.2.1.1.1.1.1.1.1.1.1.1.1.1.1.1.1.1.1.1.1	BANCO	157,511,849	1,157,511,849	2,734,623,698	1,157,511,849	2,734,623,698	2,734,623,698	2,734,623,698	11,895.19	0.00	0.00	0.00	0.00	117,202,840.00	0.00	



DEVENGADOS Vs MARCO INICIAL Y SUS MODIFICACIONES - 2019

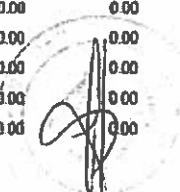
Del mes de Enero a Setiembre

(EN NUEVOS SOLES)
CONSOLIDADO

SECTOR 09 ECONOMIA Y FINANZAS
 PLIEGO 009 M. DE ECONOMIA Y FINANZAS

M E N S U A L I Z A D O

CATEGORIA ESPECIFICA DET	PIA	MODIFIC.	PM	ENE	FEB	MAR	ABR	MAY	JUN	JUL	AGO	SET	OCT	NOV	DIC	TOTAL DEVENGADOS	SALDO
2.8.1.1.2.4 KREDINT	123,815,301	30,000,000	153,815,301	0.00	0.00	0.00	0.00	0.00	60,544,024.73	85,433.41	0.00	0.00	0.00	0.00	0.00	60,639,458.14	93,175,842.86
2.8.1.1.2.5 CORPOR	556,537,194	-220,000,000	336,537,194	0.00	24,736,691.18	35,373,072.65	37,545,433.08	-8,798.60	64,186,309.24	0.00	25,167,663.83	35,822,730.35	0.00	0.00	0.00	222,823,101.73	113,714,092.27
2.8.1.1.2.6 FONDO	9,091,738	20,000	9,111,738	0.00	0.00	4,546,028.13	-14,081.04	0.00	0.00	0.00	2,942,048.60	1,600,479.78	0.00	0.00	0.00	9,074,475.47	37,262.53
2.8.1.1.2.9 AGENCIA	98,506,518	7,150,000	105,656,518	3,306,072.00	21,190,833.55	8,293,581.34	29,535,178.76	-910,978.70	1,086,973.09	3,147,837.31	57,666.69	9,669,869.87	0.00	0.00	0.00	75,376,234.01	30,280,283.99
2.8.1.1.2.99 OTROS	7,220,960	112,300	7,333,260	0.00	0.00	0.00	0.00	0.00	0.00	197,668.59	791,972.92	-14,409.24	0.00	0.00	0.00	975,230.27	6,358,029.73
2.8.1.1.3 DE	514,226,093	8,000,000	522,226,093	0.00	0.00	499,866,900.00	-4,327,206.00	0.00	0.00	0.00	0.00	0.00	0.00	0.00	0.00	495,539,694.00	26,686,399.00
2.8.1.1.3.1 BONOS	514,226,093	8,000,000	522,226,093	0.00	0.00	499,866,900.00	-4,327,206.00	0.00	0.00	0.00	0.00	0.00	0.00	0.00	0.00	495,539,694.00	26,686,399.00
2.8.1.1.4 OTRAS	11,115,189	16,200	11,131,389	0.00	0.00	0.00	0.00	0.00	5,431,208.03	194,877.19	-8,239.49	0.00	0.00	0.00	0.00	5,617,843.73	5,513,545.27
2.8.1.1.4.1 CON	333,219	0	333,219	0.00	0.00	0.00	0.00	0.00	0.00	331,663.12	-8,239.49	0.00	0.00	0.00	0.00	323,423.63	9,795.37
2.8.1.1.4.99 OTROS	10,781,970	16,200	10,798,170	0.00	0.00	0.00	0.00	0.00	5,431,208.03	-136,785.93	0.00	0.00	0.00	0.00	0.00	5,294,420.10	5,503,749.90
2.8.1.2 AMORTIZ	231,105,216	20,427,000	251,612,216	17,660.20	0.00	35,841.59	0.00	85,556.95	0.00	21,249,610.97	65,000,000.00	73,294.07	0.00	0.00	0.00	86,471,963.78	165,140,252.22
2.8.1.2.2 DE	82,582,026	-2,100,000	80,482,026	0.00	0.00	1,585.54	0.00	0.00	0.00	21,198,265.08	0.00	0.00	0.00	0.00	0.00	21,189,850.62	59,282,175.38
2.8.1.2.2.1 BONOS	82,582,026	-2,100,000	80,482,026	0.00	0.00	1,585.54	0.00	0.00	0.00	21,198,265.08	0.00	0.00	0.00	0.00	0.00	21,189,850.62	59,282,175.38
2.8.1.2.3 OTRAS	148,603,190	22,527,000	171,130,190	17,660.20	0.00	34,256.05	0.00	85,556.95	0.00	51,345.89	65,000,000.00	73,294.07	0.00	0.00	0.00	65,272,113.16	105,858,076.84
2.8.1.2.3.1 DEL	148,603,190	-148,573,000	30,190	2,674.03	0.00	0.00	0.00	0.00	0.00	77.71	0.00	0.00	0.00	0.00	0.00	2,951.74	27,238.26
2.8.1.2.3.99 OTROS	0	171,100,000	171,100,000	14,786.17	0.00	34,256.05	0.00	85,556.95	0.00	51,268.18	65,000,000.00	73,294.07	0.00	0.00	0.00	65,269,161.42	105,830,838.58
2.8.2 INTERES	30,354,897,249	-179,024,000	10,175,873,249	458,185,635.403	243,445,268.01	343,955,856.59	82,524,753.38	620,694,173.70	145,746,653.20	323,759,883.503	453,225,531.61	208,168,829.06	0.00	0.00	0.00	8,890,918,584.45	1,285,156,664.55
2.8.2.1 INTERES	2,832,192,756	-65,246,000	2,868,946,756	375,272,340.42	247,930,578.93	174,728,627.65	42,743,142.65	610,312,317.67	75,982,868.42	249,170,281.87	85,592,196.95	159,171,512.51	0.00	0.00	0.00	2,020,903,846.87	846,042,809.13
2.8.2.1.1 FROVENI	2,377,317	0	2,377,317	0.00	0.00	1,789.79	39,903.62	-582.58	45,345.96	276.07	0.00	40,474.57	0.00	0.00	0.00	127,207.42	2,250,109.58
2.8.2.1.1.2 DE	2,377,317	0	2,377,317	0.00	0.00	1,789.79	39,903.62	-582.58	45,345.96	276.07	0.00	40,474.57	0.00	0.00	0.00	127,207.42	2,250,109.58
2.8.2.1.2 FROVENI	601,205,225	-48,372,000	552,833,225	34,277,106.88	13,839,081.83	34,028,420.03	42,857,395.74	52,617,637.63	49,534,433.44	47,074,571.97	14,917,769.02	32,743,833.62	0.00	0.00	0.00	321,890,250.16	230,942,974.64
2.8.2.1.2.1 BANCO	152,578,697	9,500,000	162,078,697	22,278,140.35	1,749,945.69	11,119,496.03	2,979,894.78	37,109,761.84	6,769,086.40	22,079,844.44	1,436,484.00	11,080,334.77	0.00	0.00	0.00	116,603,089.08	45,467,607.92
2.8.2.1.2.2 BANCO	249,061,527	-50,000,000	199,061,527	473,097.57	3,272,761.15	3,541,247.39	27,902,298.78	15,260,691.72	5,768,504.87	516,727.54	3,546,675.70	3,785,238.78	0.00	0.00	0.00	64,067,243.48	134,994,283.52
2.8.2.1.2.4 KRED.INT	33,246,623	2,000,000	35,246,623	0.00	0.00	0.00	0.00	152,967.50	17,392,656.65	65,517.45	0.00	0.00	0.00	0.00	0.00	17,611,140.60	17,635,482.40
2.8.2.1.2.5 CORPOR	153,396,648	-10,000,000	143,396,648	11,491,594.72	8,529,238.23	16,937,594.25	9,427,610.28	-1,124.28	19,597,346.61	24,382,409.17	8,409,629.32	16,642,599.27	0.00	0.00	0.00	115,418,898.57	27,979,749.43
2.8.2.1.2.6 FONDO	3,334,422	100,000	3,434,422	0.00	0.00	1,634,038.04	-3,258.30	0.00	0.00	0.00	1,440,010.78	325,821.75	0.00	0.00	0.00	3,396,813.07	37,808.93
2.8.2.1.2.9 AGENCIA	8,193,569	0	8,193,569	0.00	289,514.31	796,043.52	2,550,850.22	95,340.85	6,839.91	0.00	84,942.51	909,839.07	0.00	0.00	0.00	4,733,370.39	3,460,198.61
2.8.2.1.2.99 OTROS	1,401,739	28,000	1,429,739	34,274.24	-2,378.45	0.00	0.00	0.00	0.00	29,973.37	25.81	0.00	0.00	0.00	0.00	61,694.97	1,367,844.03
2.8.2.1.3 DE	2,327,924,264	-16,874,000	2,311,050,264	340,995,233.54	234,091,497.10	140,698,417.83	-154,156.71	557,695,262.63	25,993,562.98	202,097,310.35	70,674,637.06	126,387,204.32	0.00	0.00	0.00	1,699,478,969.10	612,571,294.90
2.8.2.1.3.1 BONOS	2,327,924,264	-16,874,000	2,311,050,264	340,995,233.54	234,091,497.10	140,698,417.83	-154,156.71	557,695,262.63	25,993,562.98	202,097,310.35	70,674,637.06	126,387,204.32	0.00	0.00	0.00	1,699,478,969.10	612,571,294.90
2.8.2.1.4 OTROS	685,950	0	685,950	0.00	0.00	0.00	0.00	0.00	409,526.04	-1,896.72	-209.13	0.00	0.00	0.00	0.00	407,420.19	278,529.81
2.8.2.1.4.1 CON	8,460	0	8,460	0.00	0.00	0.00	0.00	0.00	0.00	8,417.27	-209.13	0.00	0.00	0.00	0.00	8,208.14	251.66



DEVENGADOS VS MARCO INICIAL Y SUS MODIFICACIONES - 2019

**Del mes de Enero a Setiembre
 (EN NUEVOS SOLES)
 CONSOLIDADO**

SECTOR 09 ECONOMIA Y FINANZAS
 PLIEGO : 009 M. DE ECONOMIA Y FINANZAS

M E N S U A L I Z A D O

CATEGORIA	ENE	FEB	MAR	ABR	MAY	JUN	JUL	AGO	SET	OCT	NOV	DIC	TOTAL	DEVENGADOS	SALDO
2.8.2.1.4.99 OTROS	677 490	0	0	0	0	0	-10,313.99	0	0	0	0	0	399,212.05	278,277.95	120,934.10
2.8.2.1.4.99 OTROS	677 490	0	0	0	0	0	-10,313.99	0	0	0	0	0	399,212.05	278,277.95	120,934.10
2.8.2.2.2.1 BONOS	7,205,262,182	7,205,262,182	66,698,121,472,995,514,689,08	169,227,228,94	49,718,618,73	10,381,856,03	69,763,784,78	74,569,621,833,367,633,334,66	48,997,316,55	46,109,660,00	46,109,660,00	0	6,844,147,464,86	361,114,717,14	439,113,755,42
2.8.2.2.2.1 BONOS	7,205,262,182	7,205,262,182	66,698,121,472,995,514,689,08	169,227,228,94	49,718,618,73	10,381,856,03	69,763,784,78	74,569,621,833,367,633,334,66	48,997,316,55	46,109,660,00	46,109,660,00	0	6,844,147,464,86	361,114,717,14	439,113,755,42
2.8.2.2.2.99 OTROS	7,000,000	7,000,000	7,309,725,49	5,991,562,10	6,112,986,64	4,565,832,99	5,675,135,50	3,818,927,11	4,244,990,95	3,160,277,72	2,797,056,55	0	43,685,035,05	47,064,964,95	314,019,752,19
2.8.2.2.2.99 OTROS	7,000,000	7,000,000	7,309,725,49	5,991,562,10	6,112,986,64	4,565,832,99	5,675,135,50	3,818,927,11	4,244,990,95	3,160,277,72	2,797,056,55	0	43,685,035,05	47,064,964,95	314,019,752,19
2.8.2.2.3.1 OTROS	58,664,311	45,000,000	103,664,311	17,225,173,51	0	0	7,878,089,81	560,999,30	560,999,30	0	0	0	25,665,772,72	77,999,038,28	77,999,038,28
2.8.2.2.3.1 OTROS	58,664,311	45,000,000	103,664,311	17,225,173,51	0	0	7,878,089,81	560,999,30	560,999,30	0	0	0	25,665,772,72	77,999,038,28	77,999,038,28
2.8.2.2.3.1 DEL	58,664,311	45,000,000	103,664,311	17,225,173,51	0	0	7,878,089,81	560,999,30	560,999,30	0	0	0	25,665,772,72	77,999,038,28	77,999,038,28
2.8.3.1 COMISIO	13,228,500	116,273,785	1,522,611,06	3,912,194,73	2,857,664,85	25,638,103,09	3,482,195,54	7,123,205,15	1,827,866,04	1,281,994,77	1,439,094,43	0	49,084,929,66	67,188,655,34	67,188,655,34
2.8.3.1 COMISIO	13,228,500	116,273,785	1,522,611,06	3,912,194,73	2,857,664,85	25,638,103,09	3,482,195,54	7,123,205,15	1,827,866,04	1,281,994,77	1,439,094,43	0	49,084,929,66	67,188,655,34	67,188,655,34
2.8.3.1.1 PROVEHI	0	500	0	0	0	0	0	0	0	0	0	0	167,45	167,45	332,55
2.8.3.1.1.2 DE	0	500	0	0	0	0	0	0	0	0	0	0	167,45	167,45	332,55
2.8.3.1.2.2 PROVEHI	4,000,000	105,045,646	1,499,669,64	3,912,194,73	2,539,549,18	25,100,225,51	3,477,981,64	1,325,455,15	1,561,206,38	1,075,905,77	575,555,15	0	41,017,723,15	64,027,922,85	64,027,922,85
2.8.3.1.2.2.1 BANCO	21,960,942	11,000,000	32,960,942	18,893,18	2,221,70	264,668,85	5,542,992,34	2,081,223,11	810,171,06	4,714,36	574,456,43	0	9,239,581,03	23,661,363,97	23,661,363,97
2.8.3.1.2.2.1 BANCO	21,960,942	11,000,000	32,960,942	18,893,18	2,221,70	264,668,85	5,542,992,34	2,081,223,11	810,171,06	4,714,36	574,456,43	0	9,239,581,03	23,661,363,97	23,661,363,97
2.8.3.1.2.4 KREDINT	28,681,315	-20,000,000	6,681,315	765,494,81	0	0	0	0	0	0	0	0	3,724,498,49	4,876,825,51	4,876,825,51
2.8.3.1.2.5 CORPOR	1,613,411	9,000,000	10,613,411	715,281,65	3,875,500,00	-74,750,00	24,783,54	0	0	-3,212,34	0	0	5,516,984,41	5,097,322,59	465,711,26
2.8.3.1.2.9 AGENCIA	595,629	0	595,629	0	0	0	0	0	0	0	0	0	129,917,74	465,711,26	465,711,26
2.8.3.1.3 DE	167,501	8,874,000	9,041,501	22,941,42	0	0	318,115,67	132,553,95	-2,542,05	5,797,750,00	206,089,00	0	7,339,077,02	1,703,423,98	1,703,423,98
2.8.3.1.3.1 BONOS	167,501	8,874,000	9,041,501	22,941,42	0	0	318,115,67	132,553,95	-2,542,05	5,797,750,00	206,089,00	0	7,339,077,02	1,703,423,98	1,703,423,98
2.8.3.1.4 OTRAS	0	270,000	270,000	0	0	0	0	0	0	0	0	0	202,80	269,797,20	269,797,20
2.8.3.1.4.99 OTROS	0	270,000	270,000	0	0	0	0	0	0	0	0	0	202,80	269,797,20	269,797,20
2.8.3.1.5 OTROS	1,832,138	64,000	1,916,138	0	0	0	405,323,63	56,775,85	0	0	0	0	729,759,24	1,187,378,76	1,187,378,76
2.8.3.1.5.1 OTROS	1,832,138	64,000	1,916,138	0	0	0	405,323,63	56,775,85	0	0	0	0	729,759,24	1,187,378,76	1,187,378,76
TOTAL PLIEGO	21,643,503,644	-6,210,507,453	15,432,996,191	495,781,924,333,349,402,637,84	828,817,183,51	220,304,203,74	875,206,849,27	364,833,955,97	962,714,127,973,590,301,670,38	560,127,766,54	0	0	4,075,585,861,15	4,075,585,861,15	4,075,585,861,15



DEVENGADOS Vs MARCO INICIAL Y SUS MODIFICACIONES - 2019
Del mes de Enero a Setiembre
 (EN NUEVOS SOLES)
CONSOLIDADO

SECTOR : 09 ECONOMIA Y FINANZAS
 PLIEGO : 009 M. DE ECONOMIA Y FINANZAS

M E N S U A L I Z A D O

CATEGORIA ESPECIFICA DET	PIA	MODIFIC.	PMB	ENE	FEB	MAR	ABR	MAY	JUN	JUL	AGO	SET	OCT	NOV	DIC	TOTAL DEVENGADOS	SALDO
SUMEN ...																	
TOTAL FUENTE	21,643,503,644	-6,210,507,453	15,432,996,191	495,701,924.333,349,402,637.84	938,817,183.51	220,304,203.74	875,206,849.27	364,833,955.97	962,714,127.973,590,301,670.38	560,127,766.84	0.00	0.00	0.00	11,357,410,329.85	4,075,585,861.15		
TOTAL	21,643,503,644	-6,210,507,453	15,432,996,191	495,701,924.333,349,402,637.84	938,817,183.51	220,304,203.74	875,206,849.27	364,833,955.97	962,714,127.973,590,301,670.38	560,127,766.84	0.00	0.00	0.00	11,357,410,329.85	4,075,585,861.15		

