

DEVENGADOS Vs MARCO INICIAL Y SUS MODIFICACIONES - 2019

Del mes de Enero a Diciembre

(EN NUEVOS SOLES)



CONSOLIDADO

SECTOR : 09 ECONOMIA Y FINANZAS

PLIEGO : 009 M. DE ECONOMIA Y FINANZAS

M E N S U A L I Z A D O

CATEGORIA ESPECIFICA DET	PIA	MODIFIC.	PIM	ENE	FEB	MAR	ABR	MAY	JUN	JUL	AGO	SET	OCT	NOV	DIC	TOTAL DEVENGADOS	SALDO
GEN2.0 RESERV	3,506,232,142	-3,395,396,640	110,835,502	0.00	0.00	0.00	0.00	0.00	0.00	0.00	0.00	0.00	0.00	0.00	0.00	0.00	110,835,502.00
2.0.1 RESERV	3,506,232,142	-3,395,396,640	110,835,502	0.00	0.00	0.00	0.00	0.00	0.00	0.00	0.00	0.00	0.00	0.00	0.00	0.00	110,835,502.00
2.0.1.1 RESERV	3,506,232,142	-3,395,396,640	110,835,502	0.00	0.00	0.00	0.00	0.00	0.00	0.00	0.00	0.00	0.00	0.00	0.00	0.00	110,835,502.00
2.0.1.1.1 RESERV	3,506,232,142	-3,395,396,640	110,835,502	0.00	0.00	0.00	0.00	0.00	0.00	0.00	0.00	0.00	0.00	0.00	0.00	0.00	110,835,502.00
GEN2.1 PERSON	44,229,367	-2,460,324	41,769,043	3,200,450.81	3,036,574.23	3,088,517.18	3,013,233.96	3,067,896.33	3,038,089.93	3,218,911.80	2,977,478.50	2,980,206.16	3,283,624.51	3,051,005.24	3,260,989.77	37,216,978.42	4,552,064.58
2.1.1 RETIBU	42,387,111	-2,502,844	39,884,267	3,143,669.94	2,982,481.98	3,032,047.96	2,959,430.29	3,014,061.79	2,984,479.67	3,165,628.91	2,924,158.84	2,926,385.69	3,219,631.12	2,997,467.65	3,207,545.52	36,556,989.36	3,327,277.64
2.1.1.1 PERSON	35,924,993	-3,499,970	32,425,023	2,559,400.16	2,549,402.66	2,534,612.22	2,515,208.31	2,507,742.94	2,520,728.03	2,501,561.77	2,492,402.50	2,462,738.48	2,485,712.70	2,510,436.49	2,467,668.69	30,107,614.95	2,317,408.05
2.1.1.1.1 PERSON	7,433,772	150,285	7,584,057	558,658.56	558,482.06	565,343.42	545,291.84	555,145.94	553,992.83	549,876.77	548,405.17	554,043.11	562,032.40	579,475.66	559,552.99	6,690,300.75	893,756.25
2.1.1.1.1.2 PERSON	5,860,063	-190,145	5,669,918	401,106.93	400,845.83	399,399.52	397,998.08	398,287.54	396,886.61	392,770.55	391,298.95	414,392.89	422,356.55	439,799.81	419,074.24	4,874,217.50	795,700.50
2.1.1.1.1.3 PERSON	241,709	4,430	246,139	18,551.63	18,636.23	17,610.57	17,627.09	17,858.40	18,106.22	18,106.22	18,106.22	650.22	675.85	675.85	1,478.75	148,083.25	98,055.75
2.1.1.1.1.7 FUNCION	1,332,000	336,000	1,668,000	139,000.00	139,000.00	148,333.33	129,666.67	139,000.00	139,000.00	139,000.00	139,000.00	139,000.00	139,000.00	139,000.00	139,000.00	1,668,000.00	0.00
2.1.1.1.2 OTRAS	28,491,221	-3,650,255	24,840,966	2,000,741.60	1,990,920.60	1,969,268.80	1,969,916.47	1,952,597.00	1,966,735.20	1,951,685.00	1,943,997.33	1,908,695.37	1,923,680.30	1,930,960.83	1,908,115.70	23,417,314.20	1,423,651.80
2.1.1.1.2.1 ASIGNAC	28,442,261	-3,657,455	24,784,806	1,996,649.60	1,986,840.60	1,965,188.80	1,965,836.47	1,948,517.00	1,962,655.20	1,947,705.00	1,940,037.33	1,904,335.37	1,919,240.30	1,926,640.83	1,903,795.70	23,367,442.20	1,417,363.80
2.1.1.1.2.99 OTRAS	48,960	7,200	56,160	4,092.00	4,080.00	4,080.00	4,080.00	4,080.00	4,080.00	3,980.00	3,960.00	4,360.00	4,440.00	4,320.00	4,320.00	49,872.00	6,288.00
2.1.1.4 PERSON	5,037,737	910,136	5,947,873	421,069.78	419,834.97	419,834.97	419,834.97	419,834.97	419,834.97	409,544.90	407,486.89	448,647.21	456,879.25	444,531.16	444,531.16	5,131,865.20	816,007.80
2.1.1.4.2 OTRAS	5,037,737	910,136	5,947,873	421,069.78	419,834.97	419,834.97	419,834.97	419,834.97	419,834.97	409,544.90	407,486.89	448,647.21	456,879.25	444,531.16	444,531.16	5,131,865.20	816,007.80
2.1.1.4.2.1 BONO	5,037,737	910,136	5,947,873	421,069.78	419,834.97	419,834.97	419,834.97	419,834.97	419,834.97	409,544.90	407,486.89	448,647.21	456,879.25	444,531.16	444,531.16	5,131,865.20	816,007.80
2.1.1.9 GASTOS	1,244,381	86,990	1,331,371	163,200.00	255,656	64,100.77	10,887.01	71,483.88	16,916.67	254,522.24	10,769.45	0.00	263,539.17	14,000.00	280,345.67	1,149,509.21	181,861.79
2.1.1.9.1 ESCOLA	751,860	9,740	761,600	163,200.00	255,656	4,666.67	0.00	0.00	0.00	254,522.24	0.00	0.00	55,500.00	0.00	200,627.78	678,261.04	83,338.96
2.1.1.9.1.2 AGUINAL	568,660	9,740	578,400	0.00	0.00	4,666.67	0.00	0.00	0.00	254,522.24	0.00	0.00	55,500.00	0.00	200,627.78	515,316.69	63,083.31
2.1.1.9.1.3 BONIFICA	183,200	0	183,200	163,200.00	0.00	0.00	0.00	0.00	0.00	0.00	0.00	0.00	0.00	0.00	0.00	162,944.35	20,255.65
2.1.1.9.2 COMPEN	162,270	166,250	328,520	0.00	0.00	39,161.39	10,395.90	70,949.03	16,660.56	0.00	10,455.30	0.00	48,291.66	14,000.00	65,542.23	275,456.07	53,063.93
2.1.1.9.2.1 COMPEN	162,270	166,250	328,520	0.00	0.00	39,161.39	10,395.90	70,949.03	16,660.56	0.00	10,455.30	0.00	48,291.66	14,000.00	65,542.23	275,456.07	53,063.93
2.1.1.9.3 OTROS	330,251	-89,000	241,251	0.00	0.00	20,272.71	491.11	534.85	256.11	0.00	0.00	0.00	159,747.51	0.00	14,175.66	195,792.10	45,458.90
2.1.1.9.3.1 ASIGNAC	14,751	388	15,139	0.00	0.00	1,450.05	0.00	0.00	0.00	0.00	0.00	0.00	0.00	0.00	1,065.86	2,515.91	12,623.09
2.1.1.9.3.2 BONIFICA	0	34	34	0.00	0.00	0.00	0.00	0.00	0.00	0.00	0.00	0.00	0.00	0.00	0.00	0.00	34.00
2.1.1.9.3.3 COMPEN	135,500	33,630	169,130	0.00	0.00	18,822.66	491.11	534.85	256.11	0.00	0.00	0.00	114,858.33	0.00	1,051.84	136,329.05	32,800.95
2.1.1.9.3.98 OTROS	180,000	-180,000	0	0.00	0.00	0.00	0.00	0.00	0.00	0.00	0.00	0.00	0.00	0.00	0.00	0.00	0.00
2.1.1.9.3.99 OTRAS	0	56,948	56,948	0.00	0.00	0.00	0.00	0.00	0.00	0.00	0.00	0.00	44,889.18	0.00	12,057.96	56,947.14	0.86
2.1.1.10 DIETAS	180,000	0	180,000	0.00	13,500.00	13,500.00	13,500.00	15,000.00	27,000.00	0.00	13,500.00	15,000.00	13,500.00	28,500.00	15,000.00	168,000.00	12,000.00



DEVENGADOS Vs MARCO INICIAL Y SUS MODIFICACIONES - 2019

Del mes de Enero a Diciembre


(EN NUEVOS SOLES)
CONSOLIDADO

SECTOR : 09 ECONOMIA Y FINANZAS
 PLIEGO : 009 M. DE ECONOMIA Y FINANZAS

M E N S U A L I Z A D O



CATEGORIA ESPECIFICA DET	PIA	MODIFIC.	PIM	ENE	FEB	MAR	ABR	MAY	JUN	JUL	AGO	SET	OCT	NOV	DIC	TOTAL DEVENGADOS	SALDO
2.1.1 10.1 DIETAS	180,000	0	180,000	0.00	13,500.00	13,500.00	13,500.00	15,000.00	27,000.00	0.00	13,500.00	15,000.00	13,500.00	28,500.00	15,000.00	168,000.00	12,000.00
2.1.1 10.1 1 DIETAS	180,000	0	180,000	0.00	13,500.00	13,500.00	13,500.00	15,000.00	27,000.00	0.00	13,500.00	15,000.00	13,500.00	28,500.00	15,000.00	168,000.00	12,000.00
2.1.2 OTRAS	1,132,209	0	1,132,209	0.00	0.00	0.00	0.00	0.00	0.00	0.00	0.00	0.00	0.00	0.00	0.00	0.00	1,132,209.00
2.1.2 1 RETRIBU	1,132,209	0	1,132,209	0.00	0.00	0.00	0.00	0.00	0.00	0.00	0.00	0.00	0.00	0.00	0.00	0.00	1,132,209.00
2.1.2 1.1 BIENES	1,132,209	0	1,132,209	0.00	0.00	0.00	0.00	0.00	0.00	0.00	0.00	0.00	0.00	0.00	0.00	0.00	1,132,209.00
2.1.2 1.1 1 UNIFORM	0	960,991	960,991	0.00	0.00	0.00	0.00	0.00	0.00	0.00	0.00	0.00	0.00	0.00	0.00	0.00	960,991.00
2.1.2 1.1 99 OTRAS	1,132,209	-960,991	171,218	0.00	0.00	0.00	0.00	0.00	0.00	0.00	0.00	0.00	0.00	0.00	0.00	0.00	171,218.00
2.1.3 CONTRIB	710,047	42,520	752,567	56,780.87	54,092.25	56,469.22	53,803.67	53,834.54	53,610.26	53,282.89	53,319.66	53,820.47	63,993.39	53,537.59	53,444.25	659,989.06	92,577.94
2.1.3 1 OBLIGACI	710,047	42,520	752,567	56,780.87	54,092.25	56,469.22	53,803.67	53,834.54	53,610.26	53,282.89	53,319.66	53,820.47	63,993.39	53,537.59	53,444.25	659,989.06	92,577.94
2.1.3 1.1 OBLIGACI	710,047	42,520	752,567	56,780.87	54,092.25	56,469.22	53,803.67	53,834.54	53,610.26	53,282.89	53,319.66	53,820.47	63,993.39	53,537.59	53,444.25	659,989.06	92,577.94
2.1.3 1.1 5 CONTRIB	710,047	34,520	744,567	56,780.87	54,092.25	56,469.22	53,803.67	53,834.54	53,610.26	53,282.89	53,319.66	53,820.47	63,993.39	53,537.59	53,444.25	659,989.06	84,577.94
2.1.3 1.1 6 OTRAS	0	8,000	8,000	0.00	0.00	0.00	0.00	0.00	0.00	0.00	0.00	0.00	0.00	0.00	0.00	0.00	8,000.00
GEN2.2 PENSION	37,567,612	-3,915,164	33,652,448	2,269,631.27	2,228,353.76	2,650,311.55	2,325,643.38	2,542,224.28	2,707,126.87	3,801,884.17	2,462,471.14	2,356,126.05	2,250,526.56	2,917,471.81	3,971,671.77	32,483,442.61	1,169,005.39
2.2.1 PENSION	26,335,789	-3,933,164	22,402,625	2,264,765.69	1,691,132.07	1,653,532.67	1,718,338.15	1,641,506.20	1,645,952.80	2,113,806.98	1,651,129.14	1,666,712.96	1,598,021.18	1,584,867.22	2,065,259.29	21,295,024.35	1,107,600.65
2.2.1 1 PENSION	26,335,789	-3,933,164	22,402,625	2,264,765.69	1,691,132.07	1,653,532.67	1,718,338.15	1,641,506.20	1,645,952.80	2,113,806.98	1,651,129.14	1,666,712.96	1,598,021.18	1,584,867.22	2,065,259.29	21,295,024.35	1,107,600.65
2.2.1 1.1 PENSION	21,502,505	-899,880	20,602,625	1,622,451.69	1,690,732.07	1,652,732.67	1,715,538.15	1,640,306.20	1,644,752.80	1,642,419.32	1,649,459.14	1,666,112.96	1,598,021.18	1,584,867.22	1,605,821.63	19,713,215.03	889,409.97
2.2.1 1.1 1 REGIMEN	21,488,479	-899,880	20,588,599	1,621,351.69	1,689,632.07	1,651,632.67	1,714,438.15	1,639,206.20	1,643,652.80	1,641,319.32	1,648,359.14	1,665,012.96	1,596,921.18	1,583,767.22	1,604,721.63	19,700,015.03	888,583.97
2.2.1 1.1 99 OTROS	14,026	0	14,026	1,100.00	1,100.00	1,100.00	1,100.00	1,100.00	1,100.00	1,100.00	1,100.00	1,100.00	1,100.00	1,100.00	1,100.00	13,200.00	826.00
2.2.1 1.2 OTRAS	4,833,284	-3,033,284	1,800,000	642,314.00	400.00	800.00	2,800.00	1,200.00	1,200.00	471,387.66	1,670.00	600.00	0.00	0.00	459,437.66	1,581,809.32	218,190.68
2.2.1 1.2 1 ESCOLA	1,800,000	0	1,800,000	642,314.00	400.00	800.00	2,800.00	1,200.00	1,200.00	471,387.66	1,670.00	600.00	0.00	0.00	459,437.66	1,581,809.32	218,190.68
2.2.1 1.2 98 OTROS	3,033,284	-3,033,284	0	0.00	0.00	0.00	0.00	0.00	0.00	0.00	0.00	0.00	0.00	0.00	0.00	0.00	0.00
2.2.2 PRESTAC	11,231,823	0	11,231,823	4,865.58	537,221.69	996,778.88	607,305.23	900,718.08	1,061,174.07	1,688,077.19	811,342.00	689,413.09	652,505.38	1,332,604.59	1,906,412.48	11,188,418.26	61,404.74
2.2.2 2 ASISTEN	58,387	0	58,387	4,865.58	4,865.58	4,865.58	4,865.58	4,865.58	4,865.58	4,865.58	4,865.58	4,865.58	4,865.58	4,865.58	4,865.58	58,386.96	0.04
2.2.2 2.1 PENSION	58,387	0	58,387	4,865.58	4,865.58	4,865.58	4,865.58	4,865.58	4,865.58	4,865.58	4,865.58	4,865.58	4,865.58	4,865.58	4,865.58	58,386.96	0.04
2.2.2 2.1 1 PENSION	38,016	0	38,016	3,168.00	3,168.00	3,168.00	3,168.00	3,168.00	3,168.00	3,168.00	3,168.00	3,168.00	3,168.00	3,168.00	3,168.00	38,016.00	0.00
2.2.2 2.1 2 PENSION	20,371	0	20,371	1,697.58	1,697.58	1,697.58	1,697.58	1,697.58	1,697.58	1,697.58	1,697.58	1,697.58	1,697.58	1,697.58	1,697.58	20,370.96	0.04
2.2.2 3 ENTREG	11,173,436	18,000	11,191,436	0.00	532,356.11	991,913.30	602,439.65	895,852.50	1,056,308.49	1,683,211.61	806,476.42	684,547.51	647,639.80	1,327,739.01	1,901,546.90	11,130,031.30	61,404.70
2.2.2 3.4 OTRAS	11,173,436	18,000	11,191,436	0.00	532,356.11	991,913.30	602,439.65	895,852.50	1,056,308.49	1,683,211.61	806,476.42	684,547.51	647,639.80	1,327,739.01	1,901,546.90	11,130,031.30	61,404.70
2.2.2 3.4 1 SEGURO	11,142,472	16,070	11,158,542	0.00	532,356.11	990,221.92	601,984.11	895,534.22	1,054,888.78	1,682,895.80	804,059.26	684,491.49	647,639.80	1,327,739.01	1,899,134.11	11,120,944.61	37,597.39
2.2.2 3.4 2 GASTOS	22,000	1,930	23,930	0.00	0.00	769.80	455.54	0.00	1,154.44	0.00	2,417.16	0.00	0.00	0.00	2,320.84	7,117.78	16,812.22
2.2.2 3.4 3 GASTOS	8,964	0	8,964	0.00	0.00	921.58	0.00	318.28	265.27	315.81	0.00	56.02	0.00	0.00	91.95	1,968.91	6,995.09



DEVENGADOS Vs MARCO INICIAL Y SUS MODIFICACIONES - 2019

Del mes de Enero a Diciembre


(EN NUEVOS SOLES)
CONSOLIDADO

SECTOR : 09 ECONOMIA Y FINANZAS
 PLIEGO : 009 M. DE ECONOMIA Y FINANZAS

M E N S U A L I Z A D O



CATEGORIA ESPECIFICA DET	PIA	MODIFIC.	PIM	ENE	FEB	MAR	ABR	MAY	JUN	JUL	AGO	SET	OCT	NOV	DIC	TOTAL DEVENGADOS	SALDO
GEN2.3 BIENES Y	393,433,691	13,173,416	406,607,107	23,054,092.87	26,798,712.23	27,263,858.29	27,528,010.86	27,684,962.92	28,541,377.58	26,554,839.27	31,604,157.22	26,906,605.92	33,805,214.34	36,012,533.91	52,936,569.01	368,690,934.42	37,916,172.58
2.3.1 COMPRA	4,985,831	431,617	5,417,448	31,216.98	179,423.31	77,198.94	117,821.71	198,547.17	101,964.68	157,746.24	162,402.02	211,830.40	152,136.49	302,207.48	874,209.84	2,566,705.26	2,850,742.74
2.3.1.1 ALIMENT	633,041	-193,663	439,378	20,681.48	9,947.23	9,490.25	15,476.16	26,968.31	6,331.44	20,247.55	18,437.60	22,643.79	15,498.90	18,547.04	37,751.98	222,021.73	217,356.27
2.3.1.1.1 ALIMENT	633,041	-193,663	439,378	20,681.48	9,947.23	9,490.25	15,476.16	26,968.31	6,331.44	20,247.55	18,437.60	22,643.79	15,498.90	18,547.04	37,751.98	222,021.73	217,356.27
2.3.1.1.1.1 ALIMENT	633,041	-193,663	439,378	20,681.48	9,947.23	9,490.25	15,476.16	26,968.31	6,331.44	20,247.55	18,437.60	22,643.79	15,498.90	18,547.04	37,751.98	222,021.73	217,356.27
2.3.1.2 VESTUAR	128,784	11,073	139,857	0.00	0.00	0.00	900.00	702.80	0.00	0.00	0.00	0.00	1,150.00	5,257.00	36,325.00	44,334.80	95,522.20
2.3.1.2.1 VESTUAR	128,784	11,073	139,857	0.00	0.00	0.00	900.00	702.80	0.00	0.00	0.00	0.00	1,150.00	5,257.00	36,325.00	44,334.80	95,522.20
2.3.1.2.1.1 VESTUAR	98,178	11,073	109,251	0.00	0.00	0.00	0.00	702.80	0.00	0.00	0.00	0.00	1,150.00	5,257.00	11,417.50	18,527.30	90,723.70
2.3.1.2.1.2 TEXTILES	30,606	0	30,606	0.00	0.00	0.00	900.00	0.00	0.00	0.00	0.00	0.00	0.00	0.00	24,907.50	25,807.50	4,798.50
2.3.1.3 COMBUS	177,048	25,234	202,282	0.00	24,705.57	16,780.86	13,608.12	11,911.53	15,034.77	10,912.82	12,670.87	1,520.98	23,981.32	10,873.12	15,072.55	157,072.51	45,209.49
2.3.1.3.1 COMBUS	177,048	25,234	202,282	0.00	24,705.57	16,780.86	13,608.12	11,911.53	15,034.77	10,912.82	12,670.87	1,520.98	23,981.32	10,873.12	15,072.55	157,072.51	45,209.49
2.3.1.3.1.1 COMBUS	175,298	25,000	200,298	0.00	22,721.57	16,780.86	13,608.12	11,911.53	15,034.77	10,912.82	12,670.87	1,520.98	23,981.32	10,873.12	15,072.55	155,088.51	45,209.49
2.3.1.3.1.2 GASES	1,750	234	1,984	0.00	1,984.00	0.00	0.00	0.00	0.00	0.00	0.00	0.00	0.00	0.00	0.00	1,984.00	0.00
2.3.1.5 MATERIA	2,622,870	319,080	2,941,950	9,380.50	94,740.81	35,970.84	59,594.67	127,905.14	61,603.54	45,204.72	91,552.24	137,264.15	45,011.14	179,048.94	342,190.28	1,229,466.97	1,712,483.03
2.3.1.5.1 DE	2,212,582	163,842	2,376,424	9,320.50	62,349.06	10,870.57	22,254.99	73,289.30	32,653.18	40,184.92	34,615.53	124,493.90	35,597.97	100,327.83	274,223.35	820,181.10	1,556,242.90
2.3.1.5.1.1 DE	2,212,582	163,842	2,376,424	9,320.50	62,349.06	10,870.57	22,254.99	73,289.30	32,653.18	40,184.92	34,615.53	124,493.90	35,597.97	100,327.83	274,223.35	820,181.10	1,556,242.90
2.3.1.5.1.1.1 DE	881,616	127,479	2,009,070	1,820.50	62,349.06	7,267.49	21,958.99	71,319.30	27,215.20	19,990.64	33,855.53	117,921.90	34,482.97	92,760.02	263,837.01	754,778.61	1,254,291.39
2.3.1.5.1.1.2 DE	1,330,966	114,455	301,941	30.00	26,957.75	1,860.78	33,221.58	24,510.33	22,323.42	1,448.20	22,850.91	12,223.75	8,587.47	26,796.83	56,657.33	237,468.35	64,472.65
2.3.1.5.1.1.3 DE	184,806	81,665	266,471	30.00	26,881.25	1,860.78	33,221.58	24,510.33	22,323.42	1,435.20	22,850.91	12,223.75	6,561.27	26,784.83	30,564.93	209,248.25	57,222.75
2.3.1.5.3 DE	32,790	35,470	35,470	0.00	76.50	0.00	0.00	0.00	0.00	13.00	0.00	0.00	2,026.20	12.00	26,092.40	28,220.10	7,249.90
2.3.1.5.4 DE	114,931	24,143	139,074	30.00	5,434.00	15,575.39	4,118.10	23,463.29	1,006.60	3,571.60	34,085.80	546.50	648.70	1,892.28	1,303.20	91,675.46	47,398.54
2.3.1.5.4.1 ELECTRI	114,931	24,143	139,074	30.00	5,434.00	15,575.39	4,118.10	23,463.29	1,006.60	3,571.60	34,085.80	546.50	648.70	1,892.28	1,303.20	91,675.46	47,398.54
2.3.1.5.99 OTROS	107,871	16,640	124,511	0.00	0.00	7,664.10	0.00	6,642.22	5,620.34	0.00	0.00	0.00	177.00	50,032.00	10,006.40	80,142.06	44,368.94
2.3.1.5.99.99 OTROS	107,871	16,640	124,511	0.00	0.00	7,664.10	0.00	6,642.22	5,620.34	0.00	0.00	0.00	177.00	50,032.00	10,006.40	80,142.06	44,368.94
2.3.1.6 REPUEST	89,969	94,777	184,746	0.00	10,032.50	0.00	810.00	1,819.15	1,902.13	10,631.80	0.00	2,650.99	26,676.10	53,018.58	38,582.13	146,123.38	38,622.62
2.3.1.6.1 REPUEST	89,969	94,777	184,746	0.00	10,032.50	0.00	810.00	1,819.15	1,902.13	10,631.80	0.00	2,650.99	26,676.10	53,018.58	38,582.13	146,123.38	38,622.62
2.3.1.6.1.1 DE	8,036	0	8,036	0.00	0.00	0.00	0.00	0.00	0.00	0.00	0.00	0.00	8,036.00	0.00	0.00	8,036.00	0.00
2.3.1.6.1.2 DE	2,360	1,590	3,950	0.00	0.00	0.00	0.00	0.00	0.00	0.00	0.00	0.00	0.00	1,588.28	0.00	1,588.28	2,361.72
2.3.1.6.1.3 DE	0	2,472	2,472	0.00	2,381.00	0.00	0.00	0.00	0.00	0.00	0.00	0.00	0.00	0.00	0.00	2,381.00	91.00
2.3.1.6.1.4 DE	10,493	2,573	13,066	0.00	0.00	0.00	810.00	0.00	85.50	0.00	0.00	0.00	0.00	142.00	3,298.20	4,335.70	8,730.30
2.3.1.6.1.99 OTROS	69,080	88,142	157,222	0.00	7,651.50	0.00	0.00	1,819.15	1,816.63	10,631.80	0.00	2,650.99	18,640.10	51,288.30	35,283.93	129,782.40	27,439.60



DEVENGADOS Vs MARCO INICIAL Y SUS MODIFICACIONES - 2019

Del mes de Enero a Diciembre

(EN NUEVOS SOLES)
CONSOLIDADO

SECTOR : 09 ECONOMIA Y FINANZAS

PLIEGO : 009 M. DE ECONOMIA Y FINANZAS



M E N S U A L I Z A D O

CATEGORIA ESPECIFICA DET	PIA	MODIFIC.	PIM	ENE	FEB	MAR	ABR	MAY	JUN	JUL	AGO	SET	OCT	NOV	DIC	TOTAL DEVENGADOS	SALDO
2.3.1.7 ENSERE	6,852	65,261	72,113	0.00	700.00	0.00	15,390.00	0.00	11,400.00	3,561.00	0.00	0.00	0.00	0.00	18,907.00	49,958.00	22,155.00
2.3.1.7.1 ENSERE	6,852	65,261	72,113	0.00	700.00	0.00	15,390.00	0.00	11,400.00	3,561.00	0.00	0.00	0.00	0.00	18,907.00	49,958.00	22,155.00
2.3.1.7.1.1 ENSERE	6,852	65,261	72,113	0.00	700.00	0.00	15,390.00	0.00	11,400.00	3,561.00	0.00	0.00	0.00	0.00	18,907.00	49,958.00	22,155.00
2.3.1.8 SUMINIS	4,692	86,234	90,926	0.00	0.00	0.00	0.00	547.80	614.20	32,250.00	-0.10	0.00	0.00	275.20	26,884.75	60,571.85	30,354.15
2.3.1.8.1 PRODUC	2,500	53,100	55,600	0.00	0.00	0.00	0.00	547.80	614.20	32,250.00	-0.10	0.00	0.00	275.20	20,729.04	54,416.14	1,183.86
2.3.1.8.1.1 VACUNA	0	32,500	32,500	0.00	0.00	0.00	0.00	0.00	0.00	32,200.00	0.00	0.00	0.00	0.00	0.00	32,200.00	300.00
2.3.1.8.1.2 MEDICAM	2,500	20,600	23,100	0.00	0.00	0.00	0.00	547.80	614.20	50.00	-0.10	0.00	0.00	275.20	20,729.04	22,216.14	883.86
2.3.1.8.2 MATERIA	2,192	33,134	35,326	0.00	0.00	0.00	0.00	0.00	0.00	0.00	0.00	0.00	0.00	0.00	6,155.71	6,155.71	29,170.29
2.3.1.8.2.1 MATERIA	2,192	33,134	35,326	0.00	0.00	0.00	0.00	0.00	0.00	0.00	0.00	0.00	0.00	0.00	6,155.71	6,155.71	29,170.29
2.3.1.10 SUMINIS	4,003	0	4,003	0.00	0.00	0.00	0.00	0.00	0.00	0.00	0.00	0.00	0.00	0.00	0.00	0.00	4,003.00
2.3.1.10.1 SUMINIS	4,003	0	4,003	0.00	0.00	0.00	0.00	0.00	0.00	0.00	0.00	0.00	0.00	0.00	0.00	0.00	4,003.00
2.3.1.10.1.4 FERTILIZ	4,003	0	4,003	0.00	0.00	0.00	0.00	0.00	0.00	0.00	0.00	0.00	0.00	0.00	0.00	0.00	4,003.00
2.3.1.11 SUMINIS	144,184	29,661	173,845	0.00	9,071.00	0.00	97.80	842.50	0.00	8,160.00	51.00	680.00	1,803.50	0.00	17,721.28	38,427.08	135,417.92
2.3.1.11.1 SUMINIS	144,184	29,661	173,845	0.00	9,071.00	0.00	97.80	842.50	0.00	8,160.00	51.00	680.00	1,803.50	0.00	17,721.28	38,427.08	135,417.92
2.3.1.11.1.1 PARA	11,584	28,682	40,266	0.00	0.00	0.00	0.00	0.00	0.00	8,160.00	0.00	0.00	0.00	0.00	0.00	8,160.00	32,106.00
2.3.1.11.1.2 PARA	0	33,400	33,400	0.00	0.00	0.00	0.00	0.00	0.00	0.00	0.00	0.00	0.00	0.00	0.00	0.00	15,918.72
2.3.1.11.1.5 OTROS	33,361	270	33,631	0.00	9,071.00	0.00	97.80	842.50	0.00	0.00	51.00	190.00	683.50	0.00	240.00	11,175.80	22,455.20
2.3.1.11.1.6 MATERIA	99,239	-32,691	66,548	0.00	0.00	0.00	0.00	0.00	0.00	0.00	0.00	490.00	1,120.00	0.00	0.00	1,610.00	64,938.00
2.3.1.99 COMPRA	1,174,388	-6,040	1,168,348	1,155.00	30,226.20	14,956.99	11,944.96	27,849.94	5,078.60	26,778.35	39,690.41	47,070.49	38,015.53	35,187.60	340,774.87	618,728.94	549,619.06
2.3.1.99.1 COMPRA	1,174,388	-6,040	1,168,348	1,155.00	30,226.20	14,956.99	11,944.96	27,849.94	5,078.60	26,778.35	39,690.41	47,070.49	38,015.53	35,187.60	340,774.87	618,728.94	549,619.06
2.3.1.99.1.1 HERRAMI	0	756	756	0.00	0.00	0.00	0.00	0.00	0.00	0.00	0.00	0.00	0.00	0.00	0.00	0.00	756.00
2.3.1.99.1.3 LIBROS,	1,013,581	-69,843	943,738	160.00	28,828.80	14,045.99	9,330.95	26,914.44	4,319.70	26,033.44	36,482.51	16,469.00	15,102.72	33,277.70	306,750.20	517,715.45	426,022.55
2.3.1.99.1.4 SIMBOLO	10,250	1,600	11,850	0.00	0.00	0.00	0.00	0.00	0.00	0.00	1,320.00	0.00	280.00	0.00	0.00	1,600.00	10,250.00
2.3.1.99.1.99 OTROS	150,557	61,447	212,004	995.00	1,397.40	911.00	2,614.01	935.50	758.90	744.91	1,887.90	30,601.49	22,632.81	1,909.90	34,024.67	99,413.49	112,590.51
2.3.2 CONTRA	388,447,860	12,741,799	401,189,659	23,022,875.89	26,619,288.92	27,186,659.35	27,410,189.15	27,486,415.75	28,439,412.90	26,397,093.03	31,441,755.20	26,694,775.52	33,653,077.85	35,710,326.43	52,062,359.17	366,124,229.16	35,065,429.84
2.3.2.1 VIAJES	6,305,744	614,799	6,920,543	332,793.36	476,626.53	256,135.17	391,697.26	464,040.53	291,150.04	185,713.69	381,264.94	464,278.41	394,453.53	746,848.99	261,719.44	4,646,721.89	2,273,821.11
2.3.2.1.1 VIAJES	563,911	77,402	641,313	10,918.80	6,063.52	19,582.51	35,788.64	52,010.56	24,071.47	21,388.97	854.43	69,831.64	74,400.93	18,633.83	42,479.91	376,025.21	265,287.79
2.3.2.1.1.1 PASAJES	293,970	-2,962	291,008	0.00	12,717.18	5,012.62	10,524.79	9,385.06	16,870.54	7,204.11	1,848.94	3,989.56	47,526.80	0.00	38,355.23	153,434.83	137,573.17
2.3.2.1.1.2 VIATICOS	269,941	80,364	350,305	10,918.80	-6,653.66	14,569.89	25,263.85	42,625.50	7,200.93	14,184.86	-994.51	65,842.08	26,874.13	18,633.83	4,124.68	222,590.38	127,714.62
2.3.2.1.2 VIAJES	5,741,833	537,397	6,279,230	321,874.56	470,563.01	236,552.66	355,908.62	412,029.97	267,078.57	164,324.72	380,410.51	394,446.77	320,052.60	728,215.16	219,239.53	4,270,696.68	2,008,533.32
2.3.2.1.2.1 PASAJES	1,797,395	28,602	1,825,997	18,023.00	209,382.65	105,189.35	71,991.50	115,503.98	63,394.56	55,973.21	94,499.29	85,546.45	90,259.60	190,954.43	185,187.22	1,285,905.24	540,091.76

DEVENGADOS Vs MARCO INICIAL Y SUS MODIFICACIONES - 2019

Del mes de Enero a Diciembre

(EN NUEVOS SOLES)
CONSOLIDADO

SECTOR : 09 ECONOMIA Y FINANZAS
PLIEGO : 009 M. DE ECONOMIA Y FINANZAS



M E N S U A L I Z A D O

CATEGORIA ESPECIFICA DET	PIA	MODIFIC.	PIM	ENE	FEB	MAR	ABR	MAY	JUN	JUL	AGO	SET	OCT	NOV	DIC	TOTAL DEVENGADOS	SALDO
2.3.2.1.2.2 VIATICOS	3,586,754	-36,754	3,550,000	242,132.56	222,796.66	83,842.51	222,728.62	241,840.19	132,130.51	39,485.61	218,258.82	229,737.22	148,128.70	458,775.23	-31,776.59	2,208,080.04	1,341,919.96
2.3.2.1.2.99 OTROS	357,684	545,549	903,233	61,719.00	38,383.70	47,520.80	61,188.50	54,685.80	71,553.50	68,865.90	67,652.40	79,163.10	81,664.30	78,485.50	65,828.90	776,711.40	126,521.60
2.3.2.2 SERVICI	12,141,065	1,976,679	14,117,744	190,947.56	637,413.60	948,538.24	1,055,392.69	765,360.47	759,304.94	544,234.89	1,220,841.98	292,463.54	1,546,353.12	715,746.79	1,140,257.32	9,816,855.14	4,300,888.86
2.3.2.2.1 SERVICI	3,073,463	280,479	3,353,942	179,618.10	177,912.62	255,127.13	251,660.44	230,543.09	205,848.30	185,194.66	208,162.02	186,434.76	179,614.53	204,132.35	177,847.26	2,442,095.26	911,846.74
2.3.2.2.1.1 SERVICI	2,690,463	255,709	2,946,172	144,119.80	174,936.56	234,126.88	229,157.50	214,089.44	186,003.09	168,080.20	187,020.84	168,662.91	160,254.10	182,179.18	157,699.65	2,206,330.15	739,841.85
2.3.2.2.1.2 SERVICI	383,000	24,770	407,770	35,498.30	2,976.06	21,000.25	22,502.94	16,453.65	19,845.21	17,114.46	21,141.18	17,771.85	19,360.43	21,953.17	20,147.61	235,765.11	172,004.89
2.3.2.2.2 SERVICI	3,286,790	363,255	3,650,045	983.25	152,774.13	213,716.98	143,742.83	203,381.37	123,067.47	154,185.58	239,981.12	73,858.39	170,833.26	250,448.52	297,848.14	2,024,821.04	1,625,223.96
2.3.2.2.2.1 SERVICI	1,212,693	6,463	1,219,156	442.95	437.70	49,204.28	85,179.24	437.71	46,277.06	44,347.19	47,741.17	42,280.41	52,155.82	90,339.06	56,028.95	514,871.54	704,284.46
2.3.2.2.2.2 SERVICI	478,368	361,447	839,815	540.30	32,546.59	64,676.36	33,086.89	34,645.64	540.30	34,596.04	63,948.78	2,004.82	33,043.16	521.42	96,453.51	396,603.81	443,211.19
2.3.2.2.2.3 SERVICI	1,595,729	-4,655	1,591,074	0.00	119,789.84	99,836.34	25,476.70	168,298.02	76,250.11	75,242.35	128,291.17	29,573.16	85,634.28	159,588.04	145,365.68	1,113,345.69	477,728.31
2.3.2.2.3 SERVICI	3,494,019	524,695	4,018,714	10,346.21	48,464.08	160,056.98	372,380.86	235,760.00	367,842.71	169,169.56	195,512.25	25,241.44	410,319.56	221,208.86	602,990.66	2,819,293.17	1,199,420.83
2.3.2.2.3.1 CORREO	1,783,505	880,128	2,663,633	10,186.20	29,142.94	40,029.16	347,933.14	156,495.74	131,431.27	102,834.66	93,690.05	21,884.24	257,300.34	212,541.80	278,247.43	1,681,716.97	981,916.03
2.3.2.2.3.99 OTROS	1,710,514	-355,433	1,355,081	160.01	19,321.14	120,027.82	24,447.72	79,264.26	236,411.44	66,334.90	101,822.20	3,357.20	153,019.22	8,667.06	324,743.23	1,137,576.20	217,504.80
2.3.2.2.4 SERVICI	2,286,793	808,250	3,095,043	0.00	258,262.77	319,637.15	287,608.56	95,676.01	62,546.46	35,685.09	577,186.59	6,928.95	785,585.77	39,957.06	61,571.26	2,530,645.67	564,397.33
2.3.2.2.4.1 SERVICI	2,286,793	-1,896,390	390,403	0.00	29,276.39	11,638.19	0.00	0.00	1,450.00	0.00	0.00	6,500.00	0.00	0.00	0.00	48,864.58	341,538.42
2.3.2.2.4.5 PUBLICA	0	2,704,640	2,704,640	0.00	228,986.38	307,998.96	287,608.56	95,676.01	61,096.46	35,685.09	577,186.59	428.95	785,585.77	39,957.06	61,571.26	2,481,781.09	222,858.91
2.3.2.3 SERVICI	13,796,172	-1,218,998	12,577,174	6,905.38	171,031.22	618,272.46	441,118.10	1,537,333.73	3,006,770.31	363,272.63	1,384,854.68	335,094.23	1,013,596.02	999,783.46	2,027,116.27	11,905,148.49	672,025.51
2.3.2.3.1 SERVICI	13,796,172	-1,218,998	12,577,174	6,905.38	171,031.22	618,272.46	441,118.10	1,537,333.73	3,006,770.31	363,272.63	1,384,854.68	335,094.23	1,013,596.02	999,783.46	2,027,116.27	11,905,148.49	672,025.51
2.3.2.3.1.1 SERVICI	3,649,527	-1,109,373	2,540,154	0.00	6,803.61	210,603.78	64,819.25	67,320.74	659,078.86	161,112.73	2,794.05	163,670.73	158,311.76	185,311.51	493,638.50	2,173,465.52	366,688.48
2.3.2.3.1.2 SERVICI	10,146,645	-109,625	10,037,020	6,905.38	164,227.61	407,668.68	376,298.85	1,470,012.99	2,347,691.45	202,159.90	1,382,060.63	171,423.50	855,284.26	814,471.95	1,533,477.77	9,731,682.97	305,337.03
2.3.2.4 SERVICI	4,146,057	1,472,490	5,618,547	9,710.00	311,995.59	339,041.19	195,416.94	376,982.66	400,951.36	311,560.13	305,194.08	253,865.25	501,633.98	262,609.33	926,012.91	4,194,973.42	1,423,573.58
2.3.2.4.1 SERVICI	4,146,057	1,472,490	5,618,547	9,710.00	311,995.59	339,041.19	195,416.94	376,982.66	400,951.36	311,560.13	305,194.08	253,865.25	501,633.98	262,609.33	926,012.91	4,194,973.42	1,423,573.58
2.3.2.4.1.1 DE	1,559,074	1,006,254	2,565,328	0.00	55,733.72	80,639.00	1,914.94	184,027.85	144,353.74	113,408.63	97,351.58	146,890.74	183,236.76	83,326.74	378,070.69	1,468,954.39	1,096,373.61
2.3.2.4.1.3 DE	106,324	55,304	161,628	0.00	3,767.86	6,806.28	5,711.98	600.01	8,154.84	7,084.72	0.00	679.68	194.58	0.00	75,152.65	108,152.60	53,475.40
2.3.2.4.1.4 DE	91,010	194,162	285,172	0.00	0.00	33,751.64	40.00	16,616.99	39,971.52	3,380.00	10,081.61	54,136.09	17,102.29	658.00	39,112.90	214,851.04	70,320.96
2.3.2.4.1.5 DE	2,389,649	216,070	2,605,719	9,710.00	252,494.01	217,844.27	187,750.02	175,737.81	208,471.26	187,686.78	197,760.89	52,158.74	301,100.35	178,624.59	432,983.67	2,402,322.39	203,396.61
2.3.2.4.1.99 DE	0	700	700	0.00	0.00	0.00	0.00	0.00	0.00	0.00	0.00	0.00	0.00	0.00	693.00	693.00	7.00
2.3.2.5 ALQUILE	11,497,373	-2,870,975	8,626,398	157,779.00	280,334.08	426,905.10	339,658.73	269,444.51	371,139.43	316,512.78	413,837.57	348,301.86	457,272.38	592,381.05	1,910,214.13	5,883,780.62	2,742,617.38
2.3.2.5.1 ALQUILE	11,497,373	-2,870,975	8,626,398	157,779.00	280,334.08	426,905.10	339,658.73	269,444.51	371,139.43	316,512.78	413,837.57	348,301.86	457,272.38	592,381.05	1,910,214.13	5,883,780.62	2,742,617.38
2.3.2.5.1.1 DE	7,712,229	-2,875,567	4,836,662	128,479.00	143,756.97	204,533.97	197,567.99	208,897.17	187,196.59	146,463.35	171,274.67	260,053.20	285,227.08	200,121.93	383,712.33	2,517,284.25	2,319,377.75
2.3.2.5.1.3 DE	0	13,000	13,000	0.00	8,050.00	3,950.00	0.00	0.00	0.00	0.00	0.00	0.00	1,000.00	0.00	0.00	13,000.00	0.00
2.3.2.5.1.4 DE	1,655,256	-55,014	1,600,242	0.00	101,976.25	148,016.11	94,639.88	23,359.04	152,588.68	87,908.15	91,680.95	35,163.86	97,555.70	319,218.99	189,771.84	1,341,879.45	258,362.55

DEVENGADOS Vs MARCO INICIAL Y SUS MODIFICACIONES - 2019

Del mes de Enero a Diciembre

**(EN NUEVOS SOLES)
CONSOLIDADO**

SECTOR : 09 ECONOMIA Y FINANZAS
PLIEGO : 009 M. DE ECONOMIA Y FINANZAS

M E N S U A L I Z A D O




CATEGORIA ESPECIFICA DET	PIA	MODIFIC.	PIM	ENE	FEB	MAR	ABR	MAY	JUN	JUL	AGO	SET	OCT	NOV	DIC	TOTAL DEVENGADOS	SALDO
2.3.2 5.1 99 DE	2,129,888	46,606	2,176,494	29,300.00	26,550.86	70,405.02	47,450.86	37,188.30	31,354.16	82,141.28	150,881.95	53,084.80	73,489.60	73,040.13	1,336,729.96	2,011,616.92	164,877.08
2.3.2 6 SERVICI	2,948,143	5,974,575	8,922,718	513,132.34	22,370.51	1,087,843.39	25,984.65	100,187.01	7,352.32	1,021,417.01	557,734.13	1,268,473.52	1,335,796.56	710,318.81	1,912,193.14	8,562,803.39	359,914.61
2.3.2 6.1 SERVICI	1,907,832	5,815,018	7,722,850	506,620.00	2,025.00	1,079,220.00	7,386.00	3,880.00	4,080.00	667,156.00	513,055.00	1,263,860.00	1,311,841.27	690,433.50	1,519,321.00	7,568,877.77	153,972.23
2.3.2 6.1.1 GASTOS	1,766,205	5,879,460	7,645,665	505,850.00	0.00	1,079,000.00	0.00	0.00	1,260.00	665,050.00	511,500.00	1,261,875.00	1,304,030.27	680,000.00	1,517,500.00	7,526,065.27	119,599.73
2.3.2 6.1.2 GASTOS	141,627	-64,442	77,185	770.00	2,025.00	220.00	7,386.00	3,880.00	2,820.00	2,106.00	1,555.00	1,985.00	7,811.00	10,433.50	1,821.00	42,812.50	34,372.50
2.3.2 6.2 SERVICI	96,555	25,873	122,428	6,512.34	5,258.63	8,023.39	10,647.22	3,581.05	2,991.20	4,378.79	7,430.53	4,613.52	15,308.80	12,034.94	18,931.63	99,712.04	22,715.96
2.3.2 6.2.1 CARGOS	96,555	25,873	122,428	6,512.34	5,258.63	8,023.39	10,647.22	3,581.05	2,991.20	4,378.79	7,430.53	4,613.52	15,308.80	12,034.94	18,931.63	99,712.04	22,715.96
2.3.2 6.3 SEGURO	943,756	133,684	1,077,440	0.00	15,086.88	600.00	7,951.43	92,725.96	281.12	349,882.22	37,248.60	0.00	8,646.49	7,850.37	373,940.51	894,213.58	183,226.42
2.3.2 6.3.2 SEGURO	149,341	-1,172	148,169	0.00	0.00	0.00	0.00	17,227.74	0.00	56,947.53	3,451.32	0.00	0.00	0.00	58,885.55	136,512.14	11,656.86
2.3.2 6.3.3 SEGURO	5,000	0	5,000	0.00	0.00	600.00	0.00	0.00	0.00	1,045.00	0.00	0.00	0.00	0.00	2,477.00	4,122.00	878.00
2.3.2 6.3.4 OTROS	340,719	-137,274	203,445	0.00	15,086.88	0.00	7,951.43	3,759.71	275.76	25,488.57	19,216.15	0.00	8,646.49	7,850.37	29,513.94	117,789.30	85,655.70
2.3.2 6.3.99 OTROS	448,696	272,130	720,826	0.00	0.00	0.00	0.00	71,738.51	5.36	266,401.12	14,581.13	0.00	0.00	0.00	283,064.02	635,790.14	85,035.86
2.3.2 7 SERVICI	204,753,073	19,768,496	224,521,569	13,539,171.59	16,122,806.10	14,921,456.01	16,702,447.68	15,178,030.07	14,699,149.16	14,333,312.93	18,248,462.57	14,793,605.98	18,706,198.78	21,776,624.17	33,100,810.28	212,122,075.32	12,399,493.68
2.3.2 7.1 SERVICI	28,773,010	17,329,313	46,102,323	3,905,357.10	3,069,712.00	1,407,496.25	2,899,706.97	805,423.46	129,833.90	202,915.20	4,401,817.88	140,022.51	2,954,769.14	7,691,752.21	13,688,471.06	41,297,277.68	4,805,045.32
2.3.2 7.1.1 CONSUL	6,213,752	228,712	6,442,464	0.00	0.00	0.00	1,496,143.56	0.00	33,571.00	0.00	0.00	32,500.00	23,600.00	1,228,095.57	83,910.00	2,897,820.13	3,544,643.87
2.3.2 7.1.2 ASESORI	18,184,588	17,463,011	35,647,599	3,896,357.10	0.00	1,385,696.25	1,373,563.41	785,423.46	64,900.00	3,115.20	4,375,300.98	11,647.51	2,927,211.42	6,437,118.92	13,575,517.97	34,835,852.22	811,746.78
2.3.2 7.1.3 AUDITOR	861,440	-566,830	294,610	0.00	0.00	0.00	0.00	0.00	0.00	0.00	0.00	0.00	0.00	26,537.72	-0.01	26,537.71	268,072.29
2.3.2 7.1.99 OTROS	3,513,230	204,420	3,717,650	9,000.00	3,069,712.00	21,800.00	30,000.00	20,000.00	31,362.90	199,800.00	26,516.90	95,875.00	3,957.72	0.00	29,043.10	3,537,067.62	180,582.38
2.3.2 7.2 SERVICI	142,020,250	13,692,589	155,712,839	9,283,629.07	11,911,298.60	12,285,671.56	12,385,231.21	12,312,762.59	13,311,379.05	12,910,988.67	12,684,956.29	13,626,201.13	13,459,062.73	12,880,736.93	15,454,520.02	152,506,437.85	3,206,401.15
2.3.2 7.2.1 CONSUL	1,403,220	-393,480	1,009,740	0.00	25,850.00	53,300.00	120,217.20	71,583.33	37,613.75	71,950.00	47,000.00	36,900.00	155,450.00	58,750.00	143,463.30	822,077.58	187,662.42
2.3.2 7.2.2 ASESORI	900,556	-25,450	875,106	0.00	29,300.00	34,300.00	17,500.00	21,500.00	21,500.00	27,950.00	44,800.00	32,900.00	26,766.65	50,750.00	150,523.91	457,790.56	417,315.44
2.3.2 7.2.6 LOCACIO	73,400,000	0	73,400,000	4,049,522.40	5,832,893.23	5,989,522.35	6,397,164.01	6,207,870.33	6,163,033.66	5,942,407.01	5,737,376.30	6,775,040.00	6,609,010.00	6,492,330.80	7,117,488.33	73,313,658.42	86,341.58
2.3.2 7.2.8 LOCACIO	62,700,000	11,851,250	74,551,250	5,099,583.34	5,724,473.37	5,850,624.21	5,498,425.00	5,589,211.68	6,630,731.64	6,480,681.66	6,554,579.99	6,452,463.33	6,175,171.62	5,907,308.33	6,647,591.68	72,610,845.85	1,940,404.15
2.3.2 7.2.99 OTROS	3,616,474	2,260,269	5,876,743	134,523.33	298,782.00	357,925.00	351,925.00	422,597.25	458,500.00	388,000.00	301,200.00	328,897.80	492,664.46	371,597.80	1,395,452.80	5,302,065.44	574,677.56
2.3.2 7.3 SERVICI	1,244,269	-345,142	899,127	0.00	9,770.00	0.00	0.00	25,000.00	59,999.00	24,935.00	35,440.00	41,210.00	87,991.71	52,366.20	347,486.58	684,198.49	214,928.51
2.3.2 7.3.1 REALIZA	1,030,603	-131,476	899,127	0.00	9,770.00	0.00	0.00	25,000.00	59,999.00	24,935.00	35,440.00	41,210.00	87,991.71	52,366.20	347,486.58	684,198.49	214,928.51
2.3.2 7.3.2 REALIZA	213,666	-213,666	0	0.00	0.00	0.00	0.00	0.00	0.00	0.00	0.00	0.00	0.00	0.00	0.00	0.00	0.00
2.3.2 7.4 SERVICI	7,215,303	-2,431,175	4,784,128	105,594.86	246,218.27	306,225.29	318,255.34	312,867.59	201,015.08	360,723.57	240,917.60	225,108.21	489,654.21	199,349.96	650,685.79	3,656,615.77	1,127,512.23
2.3.2 7.4.2 PROCES	108,629	-26,182	82,447	0.00	0.00	27,481.37	-486.58	27,481.37	0.00	-243.17	27,562.44	0.00	0.00	0.00	0.00	81,795.43	651.57
2.3.2 7.4.3 SOPORT	121,500	-35,323	86,177	0.00	2,750.00	2,750.00	4,103.52	2,750.00	4,103.53	2,750.00	2,750.00	2,750.00	2,750.00	6,250.00	22,725.25	56,432.30	29,744.70
2.3.2 7.4.99 OTROS	6,985,174	-2,369,670	4,615,504	105,594.86	243,468.27	275,993.92	314,638.40	282,636.22	196,911.55	358,216.74	210,605.16	222,358.21	486,904.21	193,099.96	627,960.54	3,518,388.04	1,097,115.96
2.3.2 7.5 PRACTIC	2,777,284	-790,013	1,987,271	90,067.56	99,289.05	93,357.54	116,866.24	110,140.91	112,020.52	106,158.43	141,468.48	132,643.18	191,786.65	155,033.27	160,936.31	1,509,768.14	477,502.86

DEVENGADOS Vs MARCO INICIAL Y SUS MODIFICACIONES - 2019

Del mes de Enero a Diciembre

**(EN NUEVOS SOLES)
CONSOLIDADO**

SECTOR : 09 ECONOMIA Y FINANZAS
PLIEGO : 009 M. DE ECONOMIA Y FINANZAS



M E N S U A L I Z A D O

CATEGORIA ESPECIFICA DET	PIA	MODIFIC.	PIM	ENE	FEB	MAR	ABR	MAY	JUN	JUL	AGO	SET	OCT	NOV	DIC	TOTAL DEVENGADOS	SALDO
2.3.2.7.5.1 ESTIPEN	25,275	0	25,275	992.00	1,860.00	1,860.00	1,860.00	1,860.00	1,860.00	930.00	1,860.00	1,860.00	1,860.00	1,798.00	0.00	18,600.00	6,675.00
2.3.2.7.5.2 PROPINA	2,637,809	-678,453	1,959,356	89,075.56	97,429.05	91,497.54	115,006.24	108,280.91	110,160.52	105,228.43	139,608.48	130,783.18	189,926.65	153,235.27	160,936.31	1,491,168.14	468,187.86
2.3.2.7.5.8 CONTRIB	0	2,640	2,640	0.00	0.00	0.00	0.00	0.00	0.00	0.00	0.00	0.00	0.00	0.00	0.00	0.00	2,640.00
2.3.2.7.5.99 OTROS	114,200	-114,200	0	0.00	0.00	0.00	0.00	0.00	0.00	0.00	0.00	0.00	0.00	0.00	0.00	0.00	0.00
2.3.2.7.9 SERVICI	900	17,435	18,335	0.00	0.00	0.00	5,428.00	3,500.00	0.00	0.00	0.00	0.00	0.00	0.00	7,935.00	16,863.00	1,472.00
2.3.2.7.9.99 OTROS	900	17,435	18,335	0.00	0.00	0.00	5,428.00	3,500.00	0.00	0.00	0.00	0.00	0.00	0.00	7,935.00	16,863.00	1,472.00
2.3.2.7.10 SERVICI	1,268,094	-827,081	441,013	0.00	16,030.60	12,467.78	24,776.00	21,446.20	8,734.20	8,578.60	18,010.20	22,519.00	42,315.80	9,440.00	8,294.20	192,612.58	248,400.42
2.3.2.7.10.1 SEMINAR	1,258,660	-817,647	441,013	0.00	16,030.60	12,467.78	24,776.00	21,446.20	8,734.20	8,578.60	18,010.20	22,519.00	42,315.80	9,440.00	8,294.20	192,612.58	248,400.42
2.3.2.7.10.99 OTRAS	9,434	-9,434	0	0.00	0.00	0.00	0.00	0.00	0.00	0.00	0.00	0.00	0.00	0.00	0.00	0.00	0.00
2.3.2.7.11 OTROS	21,453,963	-6,877,430	14,576,533	154,523.00	770,487.58	816,237.59	952,183.92	1,586,889.32	876,167.41	719,013.46	725,852.12	605,901.95	1,480,618.54	787,945.60	2,782,481.32	12,258,301.81	2,318,231.19
2.3.2.7.11.2 TRANSP	611,369	-86,812	524,557	0.00	1,283.33	6,431.67	20,952.44	20,605.00	1,653.30	14,336.20	3,127.70	7,397.70	11,602.18	1,488.00	56,627.40	145,504.92	379,052.08
2.3.2.7.11.3 SERVICI	71,669	3,525	75,194	0.00	5,046.67	5,296.67	5,416.67	5,346.67	5,416.67	10,243.34	450.00	5,551.67	5,196.67	5,506.67	10,093.30	63,565.00	11,629.00
2.3.2.7.11.5 SERVICI	0	50,880	50,880	0.00	0.00	0.00	0.00	0.00	0.00	0.00	0.00	0.00	0.00	0.00	36,923.40	36,923.40	13,956.60
2.3.2.7.11.6 SERVICI	414,853	-108,168	306,685	0.00	100.89	0.00	297.50	0.00	960.00	1,570.00	0.00	23,109.76	17,931.57	26,164.66	47,884.21	118,018.59	188,666.41
2.3.2.7.11.99 SERVICI	20,356,072	-6,736,855	13,619,217	154,523.00	764,056.69	804,509.25	925,517.31	1,560,937.65	868,137.44	692,863.92	722,274.42	569,842.82	1,445,888.12	754,786.27	2,630,953.01	11,894,289.90	1,724,927.10
2.3.2.8 CONTRA	132,860,233	-12,975,267	119,884,966	8,272,436.66	8,596,711.29	8,588,467.79	8,258,473.10	8,795,036.77	8,903,595.34	9,321,068.97	8,929,565.25	8,938,692.73	9,697,773.48	9,906,013.83	10,784,035.68	108,991,870.89	10,893,095.11
2.3.2.8.1 CONTRA	132,860,233	-12,975,267	119,884,966	8,272,436.66	8,596,711.29	8,588,467.79	8,258,473.10	8,795,036.77	8,903,595.34	9,321,068.97	8,929,565.25	8,938,692.73	9,697,773.48	9,906,013.83	10,784,035.68	108,991,870.89	10,893,095.11
2.3.2.8.1.1 CONTRA	129,736,761	-17,161,211	112,575,550	8,126,778.37	8,107,932.60	8,130,103.80	8,077,668.44	8,279,917.10	8,353,372.93	8,403,885.99	8,494,633.79	8,673,071.77	8,966,004.24	9,283,903.63	9,477,012.44	102,374,285.10	10,201,264.90
2.3.2.8.1.2 CONTRIB	1,947,393	256,132	2,203,525	145,658.29	150,871.02	148,404.73	146,537.11	152,196.12	150,637.02	151,757.84	151,812.63	153,334.96	161,344.96	162,360.22	170,515.39	1,845,430.29	358,094.71
2.3.2.8.1.4 AGUINAL	845,400	167,440	1,012,840	0.00	600.00	600.00	0.00	0.00	0.00	365,800.00	0.00	0.00	0.00	0.00	382,500.00	749,500.00	263,340.00
2.3.2.8.1.5 VACACIO	0	3,287,809	3,287,809	0.00	337,307.67	275,763.29	34,267.55	362,923.55	277,549.39	326,425.14	209,888.83	0.00	475,264.28	345,533.58	580,407.85	3,225,331.13	62,477.87
2.3.2.8.1.6 ENTREG	0	805,242	805,242	0.00	0.00	33,595.97	0.00	0.00	122,036.00	73,200.00	73,230.00	112,286.00	95,160.00	114,216.40	173,600.00	797,324.37	7,917.63
2.3.2.8.1.99 OTROS	330,679	-330,679	0	0.00	0.00	0.00	0.00	0.00	0.00	0.00	0.00	0.00	0.00	0.00	0.00	0.00	0.00
GEN2.4 DONACIO	29,523	200,504,010	200,533,533	80,800.00	44,840.00	0.00	0.00	0.00	236,935.99	0.00	0.00	0.00	0.00	0.00	200,162,430.50	200,525,006.49	8,526.51
2.4.1 DONACIO	29,523	200,504,010	200,533,533	80,800.00	44,840.00	0.00	0.00	0.00	236,935.99	0.00	0.00	0.00	0.00	0.00	200,162,430.50	200,525,006.49	8,526.51
2.4.1.2 A	29,523	211,070	240,593	80,800.00	44,840.00	0.00	0.00	0.00	837.50	0.00	0.00	0.00	0.00	0.00	105,590.00	232,067.50	8,525.50
2.4.1.2.1 A	29,523	211,070	240,593	80,800.00	44,840.00	0.00	0.00	0.00	837.50	0.00	0.00	0.00	0.00	0.00	105,590.00	232,067.50	8,525.50
2.4.1.2.1.99 A OTROS	29,523	211,070	240,593	80,800.00	44,840.00	0.00	0.00	0.00	837.50	0.00	0.00	0.00	0.00	0.00	105,590.00	232,067.50	8,525.50
2.4.1.3 A OTRAS	0	200,292,940	200,292,940	0.00	0.00	0.00	0.00	0.00	236,098.49	0.00	0.00	0.00	0.00	0.00	200,056,840.50	200,292,938.99	1.01
2.4.1.3.1 A OTRAS	0	200,292,940	200,292,940	0.00	0.00	0.00	0.00	0.00	236,098.49	0.00	0.00	0.00	0.00	0.00	200,056,840.50	200,292,938.99	1.01
2.4.1.3.1.1 A OTRAS	0	292,940	292,940	0.00	0.00	0.00	0.00	0.00	236,098.49	0.00	0.00	0.00	0.00	0.00	56,840.50	292,938.99	1.01

DEVENGADOS Vs MARCO INICIAL Y SUS MODIFICACIONES - 2019

Del mes de Enero a Diciembre

(EN NUEVOS SOLES)
CONSOLIDADO

SECTOR : 09 ECONOMIA Y FINANZAS
PLIEGO : 009 M. DE ECONOMIA Y FINANZAS



M E N S U A L I Z A D O

CATEGORIA ESPECIFICA DET	PIA	MODIFIC.	PIM	ENE	FEB	MAR	ABR	MAY	JUN	JUL	AGO	SET	OCT	NOV	DIC	TOTAL DEVENGADOS	SALDO
2.4.1.3.1.5 A	0	200,000,000	200,000,000	0.00	0.00	0.00	0.00	0.00	0.00	0.00	0.00	0.00	0.00	0.00	200,000,000.00	200,000,000.00	0.00
GEN2.5 OTROS	17,390,629	-2,674,147	14,716,482	323,439.94	336,502.62	1,125,798.78	1,472,890.35	963,772.55	74,031.24	773,980.25	1,703,157.58	190,826.64	347,367.93	2,968,708.17	3,410,086.35	13,690,562.40	1,025,919.60
2.5.1 SUBSIDI	14,719,903	-4,043,471	10,676,432	0.00	0.00	1,067,408.00	1,403,421.00	879,046.00	0.00	705,170.00	1,545,164.00	0.00	188,539.00	2,529,320.00	1,900,871.00	10,218,939.00	457,493.00
2.5.1.1 A LAS	0	917,370	917,370	0.00	0.00	110,492.00	0.00	102,902.00	0.00	0.00	4,115.00	0.00	188,539.00	52,437.00	1,392.00	459,877.00	457,493.00
2.5.1.1.1 A LAS	0	917,370	917,370	0.00	0.00	110,492.00	0.00	102,902.00	0.00	0.00	4,115.00	0.00	188,539.00	52,437.00	1,392.00	459,877.00	457,493.00
2.5.1.1.1.1 EMPRES	0	917,370	917,370	0.00	0.00	110,492.00	0.00	102,902.00	0.00	0.00	4,115.00	0.00	188,539.00	52,437.00	1,392.00	459,877.00	457,493.00
2.5.1.2 A LAS	14,719,903	-4,960,841	9,759,062	0.00	0.00	956,916.00	1,403,421.00	776,144.00	0.00	705,170.00	1,541,049.00	0.00	0.00	2,476,883.00	1,899,479.00	9,759,062.00	0.00
2.5.1.2.1 A LAS	14,719,903	-4,960,841	9,759,062	0.00	0.00	956,916.00	1,403,421.00	776,144.00	0.00	705,170.00	1,541,049.00	0.00	0.00	2,476,883.00	1,899,479.00	9,759,062.00	0.00
2.5.1.2.1.2 A LAS	14,719,903	-4,960,841	9,759,062	0.00	0.00	956,916.00	1,403,421.00	776,144.00	0.00	705,170.00	1,541,049.00	0.00	0.00	2,476,883.00	1,899,479.00	9,759,062.00	0.00
2.5.2 TRANSFE	2,033,626	1,000,000	3,033,626	65,000.00	175,000.00	65,000.00	65,000.00	65,000.00	65,000.00	65,000.00	65,000.00	151,136.00	151,136.00	433,408.00	1,323,408.00	2,689,088.00	344,538.00
2.5.2.1 TRANSFE	2,033,626	1,000,000	3,033,626	65,000.00	175,000.00	65,000.00	65,000.00	65,000.00	65,000.00	65,000.00	65,000.00	151,136.00	151,136.00	433,408.00	1,323,408.00	2,689,088.00	344,538.00
2.5.2.1.1 TRANSFE	2,033,626	1,000,000	3,033,626	65,000.00	175,000.00	65,000.00	65,000.00	65,000.00	65,000.00	65,000.00	65,000.00	151,136.00	151,136.00	433,408.00	1,323,408.00	2,689,088.00	344,538.00
2.5.2.1.1.2 A	0	1,000,000	1,000,000	0.00	0.00	0.00	0.00	0.00	0.00	0.00	0.00	0.00	0.00	0.00	1,000,000.00	1,000,000.00	0.00
2.5.2.1.1.99 A OTRAS	2,033,626	0	2,033,626	65,000.00	175,000.00	65,000.00	65,000.00	65,000.00	65,000.00	65,000.00	65,000.00	151,136.00	151,136.00	433,408.00	323,408.00	1,689,088.00	344,538.00
2.5.4 PAGO DE	637,100	141,349	778,449	258,439.94	161,502.62	-6,609.22	4,469.35	19,726.55	2,544.43	3,810.25	92,993.58	8,369.83	7,692.93	5,980.17	14,320.94	573,241.37	205,207.63
2.5.4.1 AL	107,900	100,021	207,921	0.00	243.00	405.00	3,024.15	8,490.60	1,506.00	2,354.50	89,439.47	375.80	859.12	4,941.74	8,485.64	120,125.02	87,795.98
2.5.4.1.1 IMPUEST	0	12	12	0.00	0.00	0.00	0.00	0.00	0.00	0.00	0.00	0.00	0.00	0.00	0.00	0.00	12.00
2.5.4.1.1.1 IMPUEST	0	12	12	0.00	0.00	0.00	0.00	0.00	0.00	0.00	0.00	0.00	0.00	0.00	0.00	0.00	12.00
2.5.4.1.2 DERECH	94,900	111,085	205,985	0.00	243.00	405.00	3,024.15	8,490.60	1,506.00	2,354.50	89,439.47	375.80	859.12	4,941.74	8,485.64	120,125.02	85,859.98
2.5.4.1.2.1 DERECH	94,900	111,085	205,985	0.00	243.00	405.00	3,024.15	8,490.60	1,506.00	2,354.50	89,439.47	375.80	859.12	4,941.74	8,485.64	120,125.02	85,859.98
2.5.4.1.3 MULTAS	13,000	-11,076	1,924	0.00	0.00	0.00	0.00	0.00	0.00	0.00	0.00	0.00	0.00	0.00	0.00	0.00	1,924.00
2.5.4.1.3.1 MULTAS	13,000	-11,076	1,924	0.00	0.00	0.00	0.00	0.00	0.00	0.00	0.00	0.00	0.00	0.00	0.00	0.00	1,924.00
2.5.4.3 AL	529,200	41,328	570,528	258,439.94	161,259.62	-7,014.22	1,445.20	11,235.95	1,038.43	1,455.75	3,554.11	7,994.03	6,833.81	1,038.43	5,835.30	453,116.35	117,411.65
2.5.4.3.2 DERECH	529,200	41,328	570,528	258,439.94	161,259.62	-7,014.22	1,445.20	11,235.95	1,038.43	1,455.75	3,554.11	7,994.03	6,833.81	1,038.43	5,835.30	453,116.35	117,411.65
2.5.4.3.2.1 DERECH	529,200	41,328	570,528	258,439.94	161,259.62	-7,014.22	1,445.20	11,235.95	1,038.43	1,455.75	3,554.11	7,994.03	6,833.81	1,038.43	5,835.30	453,116.35	117,411.65
2.5.5 PAGO DE	0	227,975	227,975	0.00	0.00	0.00	0.00	0.00	6,486.81	0.00	0.00	31,320.81	0.00	0.00	171,486.41	209,294.03	18,680.97
2.5.5.1 PAGO DE	0	227,975	227,975	0.00	0.00	0.00	0.00	0.00	6,486.81	0.00	0.00	31,320.81	0.00	0.00	171,486.41	209,294.03	18,680.97
2.5.5.1.1 A	0	75,098	75,098	0.00	0.00	0.00	0.00	0.00	0.00	0.00	0.00	0.00	0.00	0.00	75,097.96	75,097.96	0.04
2.5.5.1.1.1 PERSON	0	75,098	75,098	0.00	0.00	0.00	0.00	0.00	0.00	0.00	0.00	0.00	0.00	0.00	75,097.96	75,097.96	0.04
2.5.5.1.2 A	0	6,041	6,041	0.00	0.00	0.00	0.00	0.00	3,844.22	0.00	0.00	0.00	0.00	0.00	2,195.82	6,040.04	0.96
2.5.5.1.2.1 PENSION	0	6,041	6,041	0.00	0.00	0.00	0.00	0.00	3,844.22	0.00	0.00	0.00	0.00	0.00	2,195.82	6,040.04	0.96

DEVENGADOS Vs MARCO INICIAL Y SUS MODIFICACIONES - 2019

Del mes de Enero a Diciembre

(EN NUEVOS SOLES)
CONSOLIDADO

SECTOR : 09 ECONOMIA Y FINANZAS
PLIEGO : 009 M. DE ECONOMIA Y FINANZAS



M E N S U A L I Z A D O

CATEGORIA ESPECIFICA DET	PIA	MODIFIC.	PIM	ENE	FEB	MAR	ABR	MAY	JUN	JUL	AGO	SET	OCT	NOV	DIC	TOTAL DEVENGADOS	SALDO
2.5.5.1.3 AL	0	146,836	146,836	0.00	0.00	0.00	0.00	0.00	2,642.59	0.00	0.00	31,320.81	0.00	0.00	94,192.63	128,156.03	18,679.97
2.5.5.1.3.1 A	0	42,086	42,086	0.00	0.00	0.00	0.00	0.00	2,642.59	0.00	0.00	0.00	0.00	0.00	39,442.63	42,085.22	0.78
2.5.5.1.3.2 A	0	104,750	104,750	0.00	0.00	0.00	0.00	0.00	0.00	0.00	0.00	31,320.81	0.00	0.00	54,750.00	86,070.81	18,679.19
GEN2.0 RESERV	998,849,763	-720,461,257	278,388,506	0.00	0.00	0.00	0.00	0.00	0.00	0.00	0.00	0.00	0.00	0.00	0.00	0.00	278,388,506.00
2.0.1 RESERV	998,849,763	-720,461,257	278,388,506	0.00	0.00	0.00	0.00	0.00	0.00	0.00	0.00	0.00	0.00	0.00	0.00	0.00	278,388,506.00
2.0.1.2 RESERV	998,849,763	-720,461,257	278,388,506	0.00	0.00	0.00	0.00	0.00	0.00	0.00	0.00	0.00	0.00	0.00	0.00	0.00	278,388,506.00
2.0.1.2.1 RESERV	998,849,763	-720,461,257	278,388,506	0.00	0.00	0.00	0.00	0.00	0.00	0.00	0.00	0.00	0.00	0.00	0.00	0.00	278,388,506.00
2.0.1.2.1.1 RESERV	998,849,763	-720,461,257	278,388,506	0.00	0.00	0.00	0.00	0.00	0.00	0.00	0.00	0.00	0.00	0.00	0.00	0.00	278,388,506.00
GEN2.4 DONACI	2,646,000,000	-2,546,000,000	100,000,000	0.00	0.00	0.00	0.00	0.00	0.00	0.00	0.00	0.00	0.00	0.00	0.00	0.00	100,000,000.00
2.4.2 DONACI	2,646,000,000	-2,546,000,000	100,000,000	0.00	0.00	0.00	0.00	0.00	0.00	0.00	0.00	0.00	0.00	0.00	0.00	0.00	100,000,000.00
2.4.2.3 A OTRAS	2,646,000,000	-2,546,000,000	100,000,000	0.00	0.00	0.00	0.00	0.00	0.00	0.00	0.00	0.00	0.00	0.00	0.00	0.00	100,000,000.00
2.4.2.3.1 A OTRAS	2,646,000,000	-2,546,000,000	100,000,000	0.00	0.00	0.00	0.00	0.00	0.00	0.00	0.00	0.00	0.00	0.00	0.00	0.00	100,000,000.00
2.4.2.3.1.3 A OTRAS	600,000,000	-600,000,000	0	0.00	0.00	0.00	0.00	0.00	0.00	0.00	0.00	0.00	0.00	0.00	0.00	0.00	0.00
2.4.2.3.1.4 A OTRAS	2,046,000,000	-1,946,000,000	100,000,000	0.00	0.00	0.00	0.00	0.00	0.00	0.00	0.00	0.00	0.00	0.00	0.00	0.00	100,000,000.00
GEN2.6 ADQUI	89,894,988	-32,967,201	56,927,787	102,640.00	312,197.33	446,592.73	2,049,125.90	15,420,901.26	10,425,227.90	2,700,340.80	1,090,626.27	750,005.85	1,394,685.39	1,979,867.88	7,783,823.36	44,456,034.67	12,471,752.33
2.6.1 ADQUI	0	23,011,800	23,011,800	0.00	0.00	0.00	0.00	13,847,557.50	8,787,215.49	319,469.78	0.00	0.00	0.00	0.00	0.00	22,954,242.77	57,557.23
2.6.1.2 EDIFICIO	0	23,011,800	23,011,800	0.00	0.00	0.00	0.00	13,847,557.50	8,787,215.49	319,469.78	0.00	0.00	0.00	0.00	0.00	22,954,242.77	57,557.23
2.6.1.2.1 EDIFICIO	0	23,011,800	23,011,800	0.00	0.00	0.00	0.00	13,847,557.50	8,787,215.49	319,469.78	0.00	0.00	0.00	0.00	0.00	22,954,242.77	57,557.23
2.6.1.2.1.1 COMPRA	0	23,011,800	23,011,800	0.00	0.00	0.00	0.00	13,847,557.50	8,787,215.49	319,469.78	0.00	0.00	0.00	0.00	0.00	22,954,242.77	57,557.23
2.6.2 CONSTR	0	509,651	509,651	0.00	0.00	0.00	0.00	0.00	0.00	0.00	0.00	0.00	0.00	0.00	0.00	0.00	509,651.00
2.6.2.3 OTRAS	0	509,651	509,651	0.00	0.00	0.00	0.00	0.00	0.00	0.00	0.00	0.00	0.00	0.00	0.00	0.00	509,651.00
2.6.2.3.99 OTRAS	0	509,651	509,651	0.00	0.00	0.00	0.00	0.00	0.00	0.00	0.00	0.00	0.00	0.00	0.00	0.00	509,651.00
2.6.2.3.99.2 COSTO	0	509,651	509,651	0.00	0.00	0.00	0.00	0.00	0.00	0.00	0.00	0.00	0.00	0.00	0.00	0.00	509,651.00
2.6.3 ADQUI	42,786,305	-27,251,348	15,534,957	0.00	34,777.98	66,822.43	730.00	52,477.98	16,600.00	32,180.16	191,286.63	60,380.33	118,883.99	1,393,695.72	4,620,264.05	6,588,099.27	8,946,857.73
2.6.3.2 ADQUI	42,786,305	-27,251,348	15,534,957	0.00	34,777.98	66,822.43	730.00	52,477.98	16,600.00	32,180.16	191,286.63	60,380.33	118,883.99	1,393,695.72	4,620,264.05	6,588,099.27	8,946,857.73
2.6.3.2.1 PARA	225,482	889,073	1,114,555	0.00	780.00	4,579.60	730.00	13,685.00	16,600.00	3,481.96	218.00	41,190.00	64,016.50	50,932.11	176,405.30	372,618.47	741,936.53
2.6.3.2.1.1 MAQUINA	0	23,760	23,760	0.00	0.00	0.00	0.00	10,740.00	0.00	1,700.00	0.00	0.00	0.00	3,380.00	0.00	15,820.00	7,940.00
2.6.3.2.1.2 MOBILIA	225,482	865,313	1,090,795	0.00	780.00	4,579.60	730.00	2,945.00	16,600.00	1,781.96	218.00	41,190.00	64,016.50	47,552.11	176,405.30	356,798.47	733,996.53
2.6.3.2.3 ADQUI	36,063,740	-23,807,558	12,256,182	0.00	0.00	0.00	0.00	36,243.98	0.00	28,698.20	149,991.73	14,511.33	0.00	1,298,135.61	4,374,144.34	5,901,725.19	6,354,456.81
2.6.3.2.3.1 EQUIPOS	24,590,091	-16,266,606	8,323,485	0.00	0.00	0.00	0.00	6,908.00	0.00	21,902.20	114,002.83	449.53	0.00	1,229,561.13	1,460,287.36	2,833,111.05	5,490,373.95
2.6.3.2.3.2 EQUIPOS	0	3,006,719	3,006,719	0.00	0.00	0.00	0.00	27,721.74	0.00	0.00	0.00	0.00	0.00	47,490.00	2,898,006.98	2,973,218.72	33,500.28


DEVENGADOS Vs MARCO INICIAL Y SUS MODIFICACIONES - 2019

Del mes de Enero a Diciembre

(EN NUEVOS SOLES)
CONSOLIDADO

SECTOR : 09 ECONOMIA Y FINANZAS
PLIEGO : 009 M. DE ECONOMIA Y FINANZAS

M E N S U A L I Z A D O



CATEGORIA ESPECIFICA DET	PIA	MODIFIC.	PIM	ENE	FEB	MAR	ABR	MAY	JUN	JUL	AGO	SET	OCT	NOV	DIC	TOTAL DEVENGADOS	SALDO
2.6.3 2.3 3 EQUIPOS	11,473,649	-10,547,671	925,978	0.00	0.00	0.00	0.00	1,614.24	0.00	6,796.00	35,988.90	14,061.80	0.00	21,084.48	15,850.00	95,395.42	830,582.58
2.6.3 2.4 ADQUI	0	400	400	0.00	0.00	0.00	0.00	0.00	0.00	0.00	0.00	0.00	0.00	0.00	0.00	0.00	400.00
2.6.3 2.4 2 EQUIPOS	0	400	400	0.00	0.00	0.00	0.00	0.00	0.00	0.00	0.00	0.00	0.00	0.00	0.00	0.00	400.00
2.6.3 2.9 ADQUI	6,497,083	-4,333,263	2,163,820	0.00	33,997.98	62,242.83	0.00	2,549.00	0.00	0.00	41,076.90	4,679.00	54,867.49	44,628.00	69,714.41	313,755.61	1,850,064.39
2.6.3 2.9 1 AIRE	406,849	402,445	809,294	0.00	33,997.98	62,242.83	0.00	2,549.00	0.00	0.00	38,276.90	4,679.00	10,212.00	14,978.00	65,100.33	232,036.04	577,257.96
2.6.3 2.9 2 ASEO,	0	72,972	72,972	0.00	0.00	0.00	0.00	0.00	0.00	0.00	0.00	0.00	18,672.00	0.00	1,436.00	20,108.00	52,864.00
2.6.3 2.9 4 ELECTRI	0	102,450	102,450	0.00	0.00	0.00	0.00	0.00	0.00	0.00	2,800.00	0.00	25,834.49	650.00	0.00	29,284.49	73,165.51
2.6.3 2.9 5 EQUIPOS	0	4,000	4,000	0.00	0.00	0.00	0.00	0.00	0.00	0.00	0.00	0.00	0.00	0.00	0.00	0.00	4,000.00
2.6.3 2.9 99 MAQUINA	6,090,234	-4,915,130	1,175,104	0.00	0.00	0.00	0.00	0.00	0.00	0.00	0.00	0.00	149.00	29,000.00	3,178.08	32,327.08	1,142,776.92
2.6.6 ADQUI	7,737,608	-6,750,984	986,624	0.00	0.00	0.00	0.00	0.00	0.00	21,323.18	0.00	2,567.21	12,371.00	36,366.15	312,620.27	385,247.81	601,376.19
2.6.6 1 ADQUI	7,737,608	-6,750,984	986,624	0.00	0.00	0.00	0.00	0.00	0.00	21,323.18	0.00	2,567.21	12,371.00	36,366.15	312,620.27	385,247.81	601,376.19
2.6.6 1.3 ACTIVOS	7,737,608	-6,750,984	986,624	0.00	0.00	0.00	0.00	0.00	0.00	21,323.18	0.00	2,567.21	12,371.00	36,366.15	312,620.27	385,247.81	601,376.19
2.6.6 1.3 2 SOFTWA	7,737,608	-6,929,361	808,247	0.00	0.00	0.00	0.00	0.00	0.00	0.00	0.00	0.00	0.00	36,366.15	288,479.27	324,845.42	483,401.58
2.6.6 1.3 99 OTROS	0	178,377	178,377	0.00	0.00	0.00	0.00	0.00	0.00	21,323.18	0.00	2,567.21	12,371.00	0.00	24,141.00	60,402.39	117,974.61
2.6.7 INVERSI	38,472,169	-21,872,070	16,600,099	102,640.00	277,419.35	379,770.30	2,048,395.90	1,520,865.78	1,621,412.41	2,327,367.68	899,339.64	687,058.31	1,263,430.40	549,806.01	2,850,939.04	14,528,444.82	2,071,654.18
2.6.7 1 INVERSI	38,472,169	-21,872,070	16,600,099	102,640.00	277,419.35	379,770.30	2,048,395.90	1,520,865.78	1,621,412.41	2,327,367.68	899,339.64	687,058.31	1,263,430.40	549,806.01	2,850,939.04	14,528,444.82	2,071,654.18
2.6.7 1.2 SISTEMA	60,192	566,738	626,930	0.00	0.00	0.00	0.00	0.00	0.00	0.00	0.00	0.00	0.00	5,631.00	620,630.14	626,261.14	668.86
2.6.7 1.2 2 GASTOS	0	459	459	0.00	0.00	0.00	0.00	0.00	0.00	0.00	0.00	0.00	0.00	459.00	0.00	459.00	0.00
2.6.7 1.2 3 GASTOS	60,192	566,279	626,471	0.00	0.00	0.00	0.00	0.00	0.00	0.00	0.00	0.00	0.00	5,172.00	620,630.14	625,802.14	668.86
2.6.7 1.6 OTRAS	38,411,977	-22,438,808	15,973,169	102,640.00	277,419.35	379,770.30	2,048,395.90	1,520,865.78	1,621,412.41	2,327,367.68	899,339.64	687,058.31	1,263,430.40	544,175.01	2,230,308.90	13,902,183.68	2,070,985.32
2.6.7 1.6 2 GASTOS	0	30,446	30,446	0.00	0.00	4,078.00	0.00	0.00	0.00	0.00	165.51	0.00	15,724.50	270.00	0.00	20,238.01	10,207.99
2.6.7 1.6 3 GASTOS	38,411,977	-22,469,254	15,942,723	102,640.00	277,419.35	375,692.30	2,048,395.90	1,520,865.78	1,621,412.41	2,327,367.68	899,174.13	687,058.31	1,247,705.90	543,905.01	2,230,308.90	13,881,945.67	2,060,777.33
2.6.8 OTROS	898,906	-614,250	284,656	0.00	0.00	0.00	0.00	0.00	0.00	0.00	0.00	0.00	0.00	0.00	0.00	0.00	284,656.00
2.6.8 1 OTROS	898,906	-614,250	284,656	0.00	0.00	0.00	0.00	0.00	0.00	0.00	0.00	0.00	0.00	0.00	0.00	0.00	284,656.00
2.6.8 1.2 ESTUDIO	0	99,000	99,000	0.00	0.00	0.00	0.00	0.00	0.00	0.00	0.00	0.00	0.00	0.00	0.00	0.00	99,000.00
2.6.8 1.2 1 ESTUDIO	0	99,000	99,000	0.00	0.00	0.00	0.00	0.00	0.00	0.00	0.00	0.00	0.00	0.00	0.00	0.00	99,000.00
2.6.8 1.3 ELABORA	898,906	-713,250	185,656	0.00	0.00	0.00	0.00	0.00	0.00	0.00	0.00	0.00	0.00	0.00	0.00	0.00	185,656.00
2.6.8 1.3 1 ELABORA	898,906	-713,250	185,656	0.00	0.00	0.00	0.00	0.00	0.00	0.00	0.00	0.00	0.00	0.00	0.00	0.00	185,656.00
GEN2.7 ADQUI	362,101,500	0	362,101,500	0.00	0.00	0.00	0.00	73,347,191.51	1,492,284.75	0.00	0.00	260,856,840.00	-383,613.00	0.00	23,608,631.41	358,921,334.67	3,180,165.33
2.7 1 ADQUI	362,101,500	0	362,101,500	0.00	0.00	0.00	0.00	73,347,191.51	1,492,284.75	0.00	0.00	260,856,840.00	-383,613.00	0.00	23,608,631.41	358,921,334.67	3,180,165.33
2.7 1 3 COMPRA	362,101,500	0	362,101,500	0.00	0.00	0.00	0.00	73,347,191.51	1,492,284.75	0.00	0.00	260,856,840.00	-383,613.00	0.00	23,608,631.41	358,921,334.67	3,180,165.33

DEVENGADOS Vs MARCO INICIAL Y SUS MODIFICACIONES - 2019

Del mes de Enero a Diciembre

(EN NUEVOS SOLES)
CONSOLIDADO

SECTOR : 09 ECONOMIA Y FINANZAS
 PLIEGO : 009 M. DE ECONOMIA Y FINANZAS



M E N S U A L I Z A D O

CATEGORIA ESPECIFICA DET	PIA	MODIFIC.	PIM	ENE	FEB	MAR	ABR	MAY	JUN	JUL	AGO	SET	OCT	NOV	DIC	TOTAL DEVENGADOS	SALDO
2.8.3.1.5 OTROS	1,832,138	584,000	2,416,138	0.00	0.00	0.00	405,323.63	56,775.95	0.00	266,659.66	0.00	0.00	0.00	44,952.17	252,697.84	1,026,409.25	1,389,728.75
2.8.3.1.5.1 OTROS	1,832,138	584,000	2,416,138	0.00	0.00	0.00	405,323.63	56,775.95	0.00	266,659.66	0.00	0.00	0.00	44,952.17	252,697.84	1,026,409.25	1,389,728.75
PARCIAL FTE	21,643,503,644	-7,190,197,307	14,453,306,337	495,701,924.333	349,402,637.84	938,817,193.51	220,304,203.74	875,206,849.27	364,833,955.97	962,714,127.973	590,462,837.46	560,226,818.89	245,866,009.88	960,122,768.83	690,233,259.12	13,253,892,586.81	1,199,413,750.19
TOTAL PLIEGO	21,643,503,644	-7,190,197,307	14,453,306,337	495,701,924.333	349,402,637.84	938,817,193.51	220,304,203.74	875,206,849.27	364,833,955.97	962,714,127.973	590,462,837.46	560,226,818.89	245,866,009.88	960,122,768.83	690,233,259.12	13,253,892,586.81	1,199,413,750.19

DEVENGADOS Vs MARCO INICIAL Y SUS MODIFICACIONES - 2019
Del mes de Enero a Diciembre
 (EN NUEVOS SOLES)
CONSOLIDADO

SECTOR : 09 ECONOMIA Y FINANZAS
 PLIEGO : 009 M. DE ECONOMIA Y FINANZAS



M E N S U A L I Z A D O

CATEGORIA ESPECIFICA DET	PIA	MODIFIC.	PIM	ENE	FEB	MAR	ABR	MAY	JUN	JUL	AGO	SET	OCT	NOV	DIC	DEVENGADOS	SALDO
RESUMEN ...																	
TOTAL FUENTE	21,643,503,644	-7,190,197,307	14,453,306,337	495,701,924.333	349,402,637.84	938,817,193.51	220,304,203.74	875,206,849.27	364,833,955.97	962,714,127.973	590,462,837.46	560,226,818.89	245,866,009.88	960,122,768.83	690,233,259.12	13,253,892,586.81	1,199,413,750.19
TOTAL	21,643,503,644	-7,190,197,307	14,453,306,337	495,701,924.333	349,402,637.84	938,817,193.51	220,304,203.74	875,206,849.27	364,833,955.97	962,714,127.973	590,462,837.46	560,226,818.89	245,866,009.88	960,122,768.83	690,233,259.12	13,253,892,586.81	1,199,413,750.19