

**CONSUMO DE AGUA POTABLE 2016**  
**ENERO 2016**

| LOCAL:           |                 | AV. CONTRALMIRANTE<br>MORA 301 - CALLAO |             |                 | AV. E. DIEZ CANSECO<br>250 - MIRAFLORES |             |                 | AV. JAVIER PRADO<br>OESTE 1115 - SAN ISIDRO |             |                 | JR. ZEPITA<br>431 - CERCADO    |             |             |
|------------------|-----------------|---|-------------|-----------------|---|-------------|-----------------|---|-------------|-----------------|--------------------------------|-------------|-------------|
| SUMINISTRO       |                 | 2038768 - 4                             |             |                 | 2502244 - 3                             |             |                 | 2641169 - 6                                 |             |                 | 3256305 - 8                    |             |             |
| TIPO DE TARIFA : |                 | ASIGNACIÓN                              |             |                 | ESTATAL                                 |             |                 | ESTATAL                                     |             |                 | COMERCIAL                      |             |             |
| FACTURACIÓN :    |                 | LECTURA                                 |             |                 | LECTURA                                 |             |                 | LECTURA                                     |             |                 | LECTURA                        |             |             |
| MESES            | Nº DE TRABAJAD. | CONSUMO DE AGUA m <sup>3</sup>          | IMPORTE S/. | Nº DE TRABAJAD. | CONSUMO DE AGUA m <sup>3</sup>          | IMPORTE S/. | Nº DE TRABAJAD. | CONSUMO DE AGUA m <sup>3</sup>              | IMPORTE S/. | Nº DE TRABAJAD. | CONSUMO DE AGUA m <sup>3</sup> | IMPORTE S/. |             |
| 1                | ENERO           | 4                                       | 11          | 59.18           | 178                                     | 189         | 875.44          | 60  | 148         | 672.56          | 4                              | 0           | 0.00        |
| 2                | FEBRERO         | 4                                       |             |                 | 178                                     |             |                 | 60  |             |                 | 4                              |             |             |
| 3                | MARZO           | 4                                       |             |                 | 178                                     |             |                 | 60  |             |                 | 4                              |             |             |
| 4                | ABRIL           | 4                                       |             |                 | 178                                     |             |                 | 60  |             |                 | 4                              |             |             |
| 5                | MAYO            | 4                                       |             |                 | 178                                     |             |                 | 60  |             |                 | 4                              |             |             |
| 6                | JUNIO           | 4                                       |             |                 | 178                                     |             |                 | 60  |             |                 | 4                              |             |             |
| 7                | JULIO           | 4                                       |             |                 | 178                                     |             |                 | 60  |             |                 | 4                              |             |             |
| 8                | AGOSTO          | 4                                       |             |                 | 178                                     |             |                 | 60  |             |                 | 4                              |             |             |
| 9                | SEPTIEMBRE      | 4                                       |             |                 | 178                                     |             |                 | 60  |             |                 | 4                              |             |             |
| 10               | OCTUBRE         | 4                                       |             |                 | 178                                     |             |                 | 60  |             |                 | 4                              |             |             |
| 11               | NOVIEMBRE       | 4                                       |             |                 | 178                                     |             |                 | 60  |             |                 | 4                              |             |             |
| 12               | DICIEMBRE       | 4                                       |             |                 | 178                                     |             |                 | 60  |             |                 | 4                              |             |             |
| <b>TOTAL S/.</b> |                 |   | <b>11</b>   | <b>59.18</b>    |   | <b>189</b>  | <b>875.44</b>   |   | <b>148</b>  | <b>672.56</b>   |                                | <b>0</b>    | <b>0.00</b> |

| LOCAL:           |                 | MIROQUEZADA 320 - 324 CERCADO  |             |                 |                                |             |                 | JR. LAMPA 277 - CERCADO        |             |                 |                                |             |             |
|------------------|-----------------|--------------------------------|-------------|-----------------|--------------------------------|-------------|-----------------|--------------------------------|-------------|-----------------|--------------------------------|-------------|-------------|
| SUMINISTRO       |                 | 3027900 - 4                    |             |                 | 3050227 - 2                    |             |                 | 3001543 - 2                    |             |                 | 3012923 - 3                    |             |             |
| TIPO DE TARIFA : |                 | ESTATAL                        |             |                 | ESTATAL                        |             |                 | ESTATAL                        |             |                 | ESTATAL                        |             |             |
| FACTURACIÓN :    |                 | LECTURA                        |             |                 | LECTURA                        |             |                 | LECTURA                        |             |                 | LECTURA                        |             |             |
| MESES            | Nº DE TRABAJAD. | CONSUMO DE AGUA m <sup>3</sup> | IMPORTE S/. | Nº DE TRABAJAD. | CONSUMO DE AGUA m <sup>3</sup> | IMPORTE S/. | Nº DE TRABAJAD. | CONSUMO DE AGUA m <sup>3</sup> | IMPORTE S/. | Nº DE TRABAJAD. | CONSUMO DE AGUA m <sup>3</sup> | IMPORTE S/. |             |
| 1                | ENERO           | 116                            | 175         | 756.46          | 116                            | 6           | 38.48           | 591                            | 814         | 4,032.14        | 591                            | 0           | 5.97        |
| 2                | FEBRERO         | 116                            |             |                 | 116                            |             |                 | 591                            |             |                 | 591                            |             |             |
| 3                | MARZO           | 116                            |             |                 | 116                            |             |                 | 591                            |             |                 | 591                            |             |             |
| 4                | ABRIL           | 116                            |             |                 | 116                            |             |                 | 591                            |             |                 | 591                            |             |             |
| 5                | MAYO            | 116                            |             |                 | 116                            |             |                 | 591                            |             |                 | 591                            |             |             |
| 6                | JUNIO           | 116                            |             |                 | 116                            |             |                 | 591                            |             |                 | 591                            |             |             |
| 7                | JULIO           | 116                            |             |                 | 116                            |             |                 | 591                            |             |                 | 591                            |             |             |
| 8                | AGOSTO          | 116                            |             |                 | 116                            |             |                 | 591                            |             |                 | 591                            |             |             |
| 9                | SEPTIEMBRE      | 116                            |             |                 | 116                            |             |                 | 591                            |             |                 | 591                            |             |             |
| 10               | OCTUBRE         | 116                            |             |                 | 83                             |             |                 | 591                            |             |                 | 591                            |             |             |
| 11               | NOVIEMBRE       | 116                            |             |                 | 83                             |             |                 | 591                            |             |                 | 591                            |             |             |
| 12               | DICIEMBRE       | 116                            |             |                 | 83                             |             |                 | 591                            |             |                 | 591                            |             |             |
| <b>TOTAL S/.</b> |                 |                                | <b>175</b>  | <b>756.46</b>   |                                |             | <b>38.48</b>    |                                | <b>814</b>  | <b>4,032.14</b> |                                | <b>0</b>    | <b>5.97</b> |



**CONSUMO DE AGUA POTABLE 2016**

**ENERO 2016**

| LOCAL:           |                 | JR. LAMPA 274 - CERCADO        |             |                 | JR. LAMPA 580 - 594 CERCADO    |             |                 | JR. LAMPA 255 CERCADO          |              |                 | CALLE OMEGA 277- URB. PQUE. INTERNACIONAL - CALLAO |             |              |
|------------------|-----------------|--------------------------------|-------------|-----------------|--------------------------------|-------------|-----------------|--------------------------------|--------------|-----------------|--|-------------|--------------|
| SUMINISTRO       |                 | 3023856 - 8                    |             |                 | 3026871 - 8                    |             |                 | 3222881 - 9                    |              |                 | 2041440-5  |             |              |
| TIPO DE TARIFA : |                 | ESTATAL                        |             |                 | ESTATAL                        |             |                 | ESTATAL                        |              |                 | ESTATAL  |             |              |
| FACTURACIÓN :    |                 | LECTURA                        |             |                 | LECTURA                        |             |                 | LECTURA                        |              |                 | LECTURA  |             |              |
| MESES            | Nº DE TRABAJAD. | CONSUMO DE AGUA m <sup>3</sup> | IMPORTE S/. | Nº DE TRABAJAD. | CONSUMO DE AGUA m <sup>3</sup> | IMPORTE S/. | Nº DE TRABAJAD. | CONSUMO DE AGUA m <sup>3</sup> | IMPORTE S/.  | Nº DE TRABAJAD. | CONSUMO DE AGUA m <sup>3</sup>                     | IMPORTE S/. |              |
| 1                | ENERO           | 2                              | 94          | 422.18          | 80                             | 78          | 427.70          | 544                            | 1,379        | 6,231.96        | 4  | 8           | 40.26        |
| 2                | FEBRERO         | 2                              |             |                 | 80                             |             |                 | 544                            |              |                 | 4  |             |              |
| 3                | MARZO           | 2                              |             |                 | 80                             |             |                 | 544                            |              |                 | 4  |             |              |
| 4                | ABRIL           | 2                              |             |                 | 80                             |             |                 | 544                            |              |                 | 4  |             |              |
| 5                | MAYO            | 2                              |             |                 | 80                             |             |                 | 544                            |              |                 | 4  |             |              |
| 6                | JUNIO           | 2                              |             |                 | 80                             |             |                 | 544                            |              |                 | 4  |             |              |
| 7                | JULIO           | 2                              |             |                 | 80                             |             |                 | 544                            |              |                 | 4  |             |              |
| 8                | AGOSTO          | 2                              |             |                 | 80                             |             |                 | 544                            |              |                 | 4  |             |              |
| 9                | SEPTIEMBRE      | 2                              |             |                 | 80                             |             |                 | 544                            |              |                 | 4  |             |              |
| 10               | OCTUBRE         | 2                              |             |                 | 80                             |             |                 | 544                            |              |                 | 4  |             |              |
| 11               | NOVIEMBRE       | 2                              |             |                 | 80                             |             |                 | 544                            |              |                 | 4  |             |              |
| 12               | DICIEMBRE       | 2                              |             |                 | 80                             |             |                 | 544                            |              |                 | 4  |             |              |
| <b>TOTAL S/.</b> |                 |                                | <b>94</b>   | <b>422.18</b>   |                                | <b>78</b>   | <b>427.70</b>   |                                | <b>1,379</b> | <b>6,231.96</b> |  | <b>8</b>    | <b>40.26</b> |



| LOCAL:           |                 | JR. BAMBUES ME 1 - URB. REMANSO DE LA MOLINA |             |                 | JR. BAMBUES E 01 URB. SIRIUS - LA MOLINA |             |                 | AV. JAVIER PRADO ESTE Nº 1111 - URB. PALOMAR - LA VICTORIA - LIMA |             |                 | AV. REP. DE PANAMA Nº 3629 - SAN ISIDRO- LIMA |             |                 |
|------------------|-----------------|--|-------------|-----------------|--|-------------|-----------------|---|-------------|-----------------|---|-------------|-----------------|
| SUMINISTRO       |                 | 4112368-8                                    |             |                 | 4113296-0                                |             |                 | 3187085-2   |             |                 | 2651239-2                                     |             |                 |
| TIPO DE TARIFA : |                 | ESTATAL                                      |             |                 | ESTATAL                                  |             |                 | ESTATAL   |             |                 | COMERCIAL                                     |             |                 |
| FACTURACIÓN :    |                 | LECTURA                                      |             |                 | LECTURA                                  |             |                 | LECTURA   |             |                 | LECTURA                                       |             |                 |
| MESES            | Nº DE TRABAJAD. | CONSUMO DE AGUA m <sup>3</sup>               | IMPORTE S/. | Nº DE TRABAJAD. | CONSUMO DE AGUA m <sup>3</sup>           | IMPORTE S/. | Nº DE TRABAJAD. | CONSUMO DE AGUA m <sup>3</sup>                                    | IMPORTE S/. | Nº DE TRABAJAD. | CONSUMO DE AGUA m <sup>3</sup>                | IMPORTE S/. |                 |
| 1                | ENERO           | 9  | 1           | 10.93           | 9  | 18          | 93.04           | 2   | 4           | 27.43           | 2   | 345         | 2,845.31        |
| 2                | FEBRERO         | 9  |             |                 | 9  |             |                 | 2   |             |                 | 2   |             |                 |
| 3                | MARZO           | 9  |             |                 | 9  |             |                 | 2   |             |                 | 2   |             |                 |
| 4                | ABRIL           | 9  |             |                 | 9  |             |                 | 2   |             |                 | 2   |             |                 |
| 5                | MAYO            | 9  |             |                 | 9  |             |                 | 2   |             |                 | 2   |             |                 |
| 6                | JUNIO           | 9  |             |                 | 9  |             |                 | 2   |             |                 | 2   |             |                 |
| 7                | JULIO           | 9  |             |                 | 9  |             |                 | 2   |             |                 | 2   |             |                 |
| 8                | AGOSTO          | 9  |             |                 | 9  |             |                 | 2   |             |                 | 2   |             |                 |
| 9                | SEPTIEMBRE      | 9  |             |                 | 9  |             |                 | 2   |             |                 | 2   |             |                 |
| 10               | OCTUBRE         | 9  |             |                 | 9  |             |                 | 2   |             |                 | 2   |             |                 |
| 11               | NOVIEMBRE       | 9  |             |                 | 9  |             |                 | 2   |             |                 | 2   |             |                 |
| 12               | DICIEMBRE       | 9  |             |                 | 9  |             |                 | 2   |             |                 | 2   |             |                 |
| <b>TOTAL S/.</b> |                 |  | <b>1</b>    | <b>10.93</b>    |  | <b>18</b>   | <b>93.04</b>    |   | <b>4</b>    | <b>27.43</b>    |   | <b>345</b>  | <b>2,845.31</b> |



**CONSUMO DE AGUA POTABLE 2016**

**ENERO 2016**

| LOCAL:           |                 | JR. ANCASH N° 257              |             |                 | JR. ANCASH N° 259              |             |              |
|------------------|-----------------|--------------------------------|-------------|-----------------|--------------------------------|-------------|--------------|
| SUMINISTRO       |                 | 6078571-0                      |             |                 | 6078593-0                      |             |              |
| TIPO DE TARIFA : |                 | COMERCIAL                      |             |                 | COMERCIAL                      |             |              |
| FACTURACIÓN :    |                 | LECTURA                        |             |                 | LECTURA                        |             |              |
| MESES            | N° DE TRABAJAD. | CONSUMO DE AGUA m <sup>3</sup> | IMPORTE S/. | N° DE TRABAJAD. | CONSUMO DE AGUA m <sup>3</sup> | IMPORTE S/. |              |
| 1                | ENERO           | 7                              | 0           | 5.97            | 14                             | 25          | 88.68        |
| 2                | FEBRERO         | 7                              |             |                 | 14                             |             |              |
| 3                | MARZO           | 7                              |             |                 | 14                             |             |              |
| 4                | ABRIL           | 7                              |             |                 | 14                             |             |              |
| 5                | MAYO            | 7                              |             |                 | 14                             |             |              |
| 6                | JUNIO           | 7                              |             |                 | 14                             |             |              |
| 7                | JULIO           | 7                              |             |                 | 14                             |             |              |
| 8                | AGOSTO          | 7                              |             |                 | 14                             |             |              |
| 9                | SEPTIEMBRE      | 7                              |             |                 | 14                             |             |              |
| 10               | OCTUBRE         | 7                              |             |                 | 14                             |             |              |
| 11               | NOVIEMBRE       | 7                              |             |                 | 14                             |             |              |
| 12               | DICIEMBRE       | 7                              |             |                 | 14                             |             |              |
| <b>TOTAL S/.</b> |                 |                                | <b>0</b>    | <b>5.97</b>     |                                | <b>25</b>   | <b>88.68</b> |



**CONSUMO DE AGUA POTABLE 2016  
COMPARACION MENSUAL AÑOS 2015 - 2016**

| DEPENDENCIA  | AV. CONTRALMIRANTE MORA N° 301 - CALLAO | AV. E. DIEZ CANSECO N° 250-MIRAFLORES | AV. JAVIER PRADO OESTE N° 1115-SAN ISIDRO-LIMA | JR. A. MIRO QUESADA N° 320 - 324 - CERCADO DE LIMA |          |                           | JR. ZEPITA N° 431-CERCADO DE LIMA |          |                           |           |          |                           |           |          |                           |           |          |                           |
|--------------|---|---------------------------------------|--|--|----------|---------------------------|-----------------------------------|----------|---------------------------|-----------|----------|---------------------------|-----------|----------|---------------------------|-----------|----------|---------------------------|
| SUMINISTRO   | 2022748-4                               |                                       |  | 2502244-3  |          |                           | 2541159-6                         |          |                           | 3927960-3 |          |                           | 9050227-2 |          |                           | 3258305-8 |          |                           |
| MESES        | 2015 S/.                                | 2016 S/.                              | VARIACIÓN DEL CONSUMO S/.                      | 2015 S/.   | 2016 S/. | VARIACIÓN DEL CONSUMO S/. | 2015 S/.                          | 2016 S/. | VARIACIÓN DEL CONSUMO S/. | 2015 S/.  | 2016 S/. | VARIACIÓN DEL CONSUMO S/. | 2015 S/.  | 2016 S/. | VARIACIÓN DEL CONSUMO S/. | 2015 S/.  | 2016 S/. | VARIACIÓN DEL CONSUMO S/. |
| 1 ENERO      | 21.02                                   | 59.18                                 | 38.16  | 1,923.35   | 875.44   | -1,047.91                 | 773.60                            | 672.56   | -101.04                   | 1,131.92  | 756.46   | -375.46                   | 10.04     | 38.48    | 28.44                     | 0.00      | 0.00     | 0.00                      |
| 2 FEBRERO    | 28.74                                   |                                       |  | 1,166.63   |          |                           | 774.38                            |          |                           | 1,019.16  |          |                           | 10.09     |          |                           | 0.00      |          |                           |
| 3 MARZO      | 20.99                                   |                                       |  | 961.29   |          |                           | 1,025.27                          |          |                           | 901.57    |          |                           | 5.77      |          |                           | 0.00      |          |                           |
| 4 ABRIL      | 21.01                                   |                                       |  | 965.56   |          |                           | 973.53                            |          |                           | 781.95    |          |                           | 5.79      |          |                           | 0.00      |          |                           |
| 5 MAYO       | 13.46                                   |                                       |  | 666.17   |          |                           | 1,050.87                          |          |                           | 1,099.68  |          |                           | 5.78      |          |                           | 0.00      |          |                           |
| 6 JUNIO      | 5.82                                    |                                       |  | 3,117.97   |          |                           | 924.81                            |          |                           | 1,392.53  |          |                           | 5.95      |          |                           | 0.00      |          |                           |
| 7 JULIO      | 93.18                                   |                                       |  | 1,246.66   |          |                           | 824.14                            |          |                           | 1,253.16  |          |                           | 5.79      |          |                           | 0.00      |          |                           |
| 8 AGOSTO     | 27.43                                   |                                       |  | 1,143.16   |          |                           | 1,578.34                          |          |                           | 1,422.03  |          |                           | 189.96    |          |                           | 0.00      |          |                           |
| 9 SEPTIEMBRE | 17.07                                   |                                       |  | 1,247.21   |          |                           | 2,144.35                          |          |                           | 1,507.27  |          |                           | 189.99    |          |                           | 0.00      |          |                           |
| 10 OCTUBRE   | 16.87                                   |                                       |  | 1,042.86   |          |                           | 2,479.36                          |          |                           | 1,304.06  |          |                           | 190.43    |          |                           | 0.00      |          |                           |
| 11 NOVIEMBRE | 22.07                                   |                                       |  | 1,238.95   |          |                           | 2,794.68                          |          |                           | 1,223.64  |          |                           | 11.75     |          |                           | 0.00      |          |                           |
| 12 DICIEMBRE | 54.53                                   |                                       |  | 1,214.71   |          |                           | 2,461.90                          |          |                           | 1,067.58  |          |                           | 38.28     |          |                           | 0.00      |          |                           |
| TOTAL S/.    | 341.99                                  |                                       | 38.16  | 15,934.52  |          | -1,047.91                 | 17,805.23                         |          | -101.04                   | 14,104.55 |          | -375.46                   | 669.62    |          | 28.44                     | 0.00      |          | 0.00                      |

| DEPENDENCIA  | LAMPA 277 - CERCADO |          |                           | JR. LAMPA 274 - CERCADO |          |                           | JR. LAMPA 580 - 594 - CERCADO |          |                           | JR. LAMPA 255 - CERCADO |          |                           | CALLE OMEGA 277 URB. PQUE INTERNAC.-CALLAO |          |                           |           |          |                           |
|--------------|---------------------|----------|---------------------------|-------------------------|----------|---------------------------|-------------------------------|----------|---------------------------|-------------------------|----------|---------------------------|--|----------|---------------------------|-----------|----------|---------------------------|
| SUMINISTRO   | 3001543-2           |          |                           | 3012923-2               |          |                           | 3023656-6                     |          |                           | 3025871-8               |          |                           | 3222681-9                                  |          |                           | 2041440-5 |          |                           |
| MESES        | 2015 S/.            | 2016 S/. | VARIACIÓN DEL CONSUMO S/. | 2015 S/.                | 2016 S/. | VARIACIÓN DEL CONSUMO S/. | 2015 S/.                      | 2016 S/. | VARIACIÓN DEL CONSUMO S/. | 2015 S/.                | 2016 S/. | VARIACIÓN DEL CONSUMO S/. | 2015 S/.                                   | 2016 S/. | VARIACIÓN DEL CONSUMO S/. | 2015 S/.  | 2016 S/. | VARIACIÓN DEL CONSUMO S/. |
| 1 ENERO      | 1,993.59            | 4,032.14 | 2,038.55                  | 5.77                    | 5.97     | 0.20                      | 287.31                        | 422.18   | 134.87                    | 308.64                  | 427.70   | 119.06                    | 7,974.10                                   | 6,231.96 | -1,742.14                 | 59.26     | 40.26    | -19.00                    |
| 2 FEBRERO    | 2,012.13            |          |                           | 5.82                    |          |                           | 298.51                        |          |                           | 238.15                  |          |                           | 7,028.49                                   |          |                           | 59.61     |          |                           |
| 3 MARZO      | 1,993.59            |          |                           | 5.77                    |          |                           | 278.78                        |          |                           | 210.52                  |          |                           | 5,538.38                                   |          |                           | 59.06     |          |                           |
| 4 ABRIL      | 2,002.43            |          |                           | 5.79                    |          |                           | 442.12                        |          |                           | 258.39                  |          |                           | 7,556.17                                   |          |                           | 59.11     |          |                           |
| 5 MAYO       | 1,998.42            |          |                           | 5.78                    |          |                           | 369.42                        |          |                           | 262.33                  |          |                           | 7,075.20                                   |          |                           | 13.59     |          |                           |
| 6 JUNIO      | 2,008.41            |          |                           | 5.95                    |          |                           | 327.91                        |          |                           | 194.82                  |          |                           | 8,080.79                                   |          |                           | 74.82     |          |                           |
| 7 JULIO      | 2,427.28            |          |                           | 5.79                    |          |                           | 592.52                        |          |                           | 11.93                   |          |                           | 7,864.89                                   |          |                           | 88.07     |          |                           |
| 8 AGOSTO     | 2,073.11            |          |                           | 5.77                    |          |                           | 802.66                        |          |                           | 22.34                   |          |                           | 4,499.33                                   |          |                           | 38.40     |          |                           |
| 9 SEPTIEMBRE | 4,146.01            |          |                           | 5.80                    |          |                           | 474.65                        |          |                           | 60.00                   |          |                           | 6,806.21                                   |          |                           | 44.14     |          |                           |
| 10 OCTUBRE   | 6,885.57            |          |                           | 5.78                    |          |                           | 435.73                        |          |                           | 162.94                  |          |                           | 5,894.79                                   |          |                           | 43.80     |          |                           |
| 11 NOVIEMBRE | 6,101.53            |          |                           | 5.79                    |          |                           | 435.12                        |          |                           | 385.16                  |          |                           | 5,193.73                                   |          |                           | 43.83     |          |                           |
| 12 DICIEMBRE | 6,279.10            |          |                           | 5.77                    |          |                           | 374.15                        |          |                           | 439.16                  |          |                           | 5,336.47                                   |          |                           | 49.11     |          |                           |
| TOTAL S/.    | 39,919.17           |          | 2,038.55                  | 69.58                   |          | 0.20                      | 5,118.88                      |          | 134.87                    | 2,554.38                |          | 119.06                    | 78,948.55                                  |          | -1,742.14                 | 632.80    |          | -19.00                    |

| DEPENDENCIA  | JR. BAMBUES ME 1 URB. REMANSO-LA MOLINA | JR. BAMBUES E 01 URB. SIRIUS -LA MOLINA | AV. JAVIER PRADO ESTE N° 1111 - URB. PALOMAR - LA VICTORIA - LIMA | AV. REP. DE PANAMA N° 3829 - SAN ISIDRO - LIMA | JR. ANCASH N° 257 - CERCADO DE LIMA | JR. ANCASH N° 259 - CERCADO DE LIMA |          |          |                           |          |          |                           |          |          |                           |          |       |         |
|--------------|---|---|---|--|-------------------------------------|-------------------------------------|----------|----------|---------------------------|----------|----------|---------------------------|----------|----------|---------------------------|----------|-------|---------|
| SUMINISTRO   | 4112388-8                               | 4113296-0                               | 3167065-2   | 2451219-2                                      | 6076571-8                           | 6076593-0                           |          |          |                           |          |          |                           |          |          |                           |          |       |         |
| MESES        | 2015 S/.                                | 2016 S/.                                | VARIACIÓN DEL CONSUMO S/.   | 2015 S/.                                       | 2016 S/.                            | VARIACIÓN DEL CONSUMO S/.           | 2015 S/. | 2016 S/. | VARIACIÓN DEL CONSUMO S/. | 2015 S/. | 2016 S/. | VARIACIÓN DEL CONSUMO S/. | 2015 S/. | 2016 S/. | VARIACIÓN DEL CONSUMO S/. |          |       |         |
| 1 ENERO      | 5.80                                    | 10.93                                   | 5.13  | 82.78  | 93.04                               | 10.26                               | 0.00     | 27.43    | 27.43                     | 0.00     | 2,845.31 | 2,845.31                  | 5.77     | 5.97     | 0.20                      | 325.53   | 88.68 | -236.85 |
| 2 FEBRERO    | 5.82                                    |   |   | 100.35   |                                     |                                     | 0.00     |          |                           | 0.00     |          |                           | 5.82     |          |                           | 250.79   |       |         |
| 3 MARZO      | 5.77                                    |   |   | 167.87   |                                     |                                     | 0.00     |          |                           | 0.00     |          |                           | 5.77     |          |                           | 302.69   |       |         |
| 4 ABRIL      | 119.97                                  |   |   | 35.70  |                                     |                                     | 0.00     |          |                           | 0.00     |          |                           | 5.79     |          |                           | 136.49   |       |         |
| 5 MAYO       | 5.86                                    |   |   | 95.97  |                                     |                                     | 0.00     |          |                           | 0.00     |          |                           | 5.78     |          |                           | 211.66   |       |         |
| 6 JUNIO      | 120.26                                  |   |   | 99.71  |                                     |                                     | 0.00     |          |                           | 0.00     |          |                           | 5.95     |          |                           | 212.81   |       |         |
| 7 JULIO      | 12.59                                   |   |   | 113.11   |                                     |                                     | 0.00     |          |                           | 0.00     |          |                           | 5.79     |          |                           | 1,156.20 |       |         |
| 8 AGOSTO     | 5.97                                    |   |   | 108.87   |                                     |                                     | 0.00     |          |                           | 0.00     |          |                           | 5.77     |          |                           | 214.13   |       |         |
| 9 SEPTIEMBRE | 5.83                                    |   |   | 136.35   |                                     |                                     | 0.00     |          |                           | 0.00     |          |                           | 5.80     |          |                           | 191.07   |       |         |
| 10 OCTUBRE   | 5.78                                    |   |   | 87.31  |                                     |                                     | 251.71   |          |                           | 0.00     |          |                           | 5.78     |          |                           | 174.25   |       |         |
| 11 NOVIEMBRE | 5.79                                    |   |   | 195.77   |                                     |                                     | 189.96   |          |                           | 0.00     |          |                           | 5.79     |          |                           | 217.60   |       |         |
| 12 DICIEMBRE | 5.77                                    |   |   | 108.70   |                                     |                                     | 24.51    |          |                           | 1,978.86 |          |                           | 5.77     |          |                           | 135.78   |       |         |
| TOTAL S/.    | 305.21                                  |   | 5.13  | 1,332.49                                       |                                     | 10.26                               | 466.18   |          | 27.43                     | 1,978.86 |          | 2,845.31                  | 69.58    |          | 0.20                      | 3,529.00 |       | -236.85 |

GENERAL DE ADMINISTRACIÓN MUNICIPAL  
 Callao - La Libertad  
 DIRECTOR  
 MEF

**CONSUMO DE ENERGÍA ELÉCTRICA 2016**  
**ENERO 2016**

| LOCAL: JR. ANCASH N° 257 - 259 |                 |                       |                           |      |                 |                       |                           |      |                 |                       |                           |     |                 |                       |                           |     |                 |                       |                           |     |
|--------------------------------|-----------------|-----------------------|---------------------------|------|-----------------|-----------------------|---------------------------|------|-----------------|-----------------------|---------------------------|-----|-----------------|-----------------------|---------------------------|-----|-----------------|-----------------------|---------------------------|-----|
| SUMINISTRO                     |                 |                       |                           |      |                 |                       |                           |      |                 |                       |                           |     |                 |                       |                           |     |                 |                       |                           |     |
| TIPO DE TARIFA                 |                 |                       |                           |      |                 |                       |                           |      |                 |                       |                           |     |                 |                       |                           |     |                 |                       |                           |     |
| MESES                          | N° DE TRABAJAD. | SUB TOTAL DEL MES S/. | CONSUMO DE ENERGÍA (KW.h) |      | N° DE TRABAJAD. | SUB TOTAL DEL MES S/. | CONSUMO DE ENERGÍA (KW.h) |      | N° DE TRABAJAD. | SUB TOTAL DEL MES S/. | CONSUMO DE ENERGÍA (KW.h) |     | N° DE TRABAJAD. | SUB TOTAL DEL MES S/. | CONSUMO DE ENERGÍA (KW.h) |     | N° DE TRABAJAD. | SUB TOTAL DEL MES S/. | CONSUMO DE ENERGÍA (KW.h) |     |
|                                |                 |                       | HP                        | HFP  |                 |                       | HP                        | HFP  |                 |                       | HP                        | HFP |                 |                       | HP                        | HFP |                 |                       | HP                        | HFP |
| 1 ENERO                        | 14              | 820.00                | 0                         | 0    | 7               | 432.00                | 0                         | 0    | 4               | 398.50                | 0                         | 0   | 5               | 8.00                  | 0                         | 0   | 7               | 8.00                  | 0                         | 0   |
| 2 FEBRERO                      | 14              |                       |                           |      | 7               |                       |                           |      | 4               |                       |                           |     | 5               |                       |                           |     | 7               |                       |                           |     |
| 3 MARZO                        | 14              |                       |                           |      | 7               |                       |                           |      | 4               |                       |                           |     | 5               |                       |                           |     | 7               |                       |                           |     |
| 4 ABRIL                        | 14              |                       |                           |      | 7               |                       |                           |      | 4               |                       |                           |     | 5               |                       |                           |     | 7               |                       |                           |     |
| 5 MAYO                         | 14              |                       |                           |      | 7               |                       |                           |      | 4               |                       |                           |     | 5               |                       |                           |     | 7               |                       |                           |     |
| 6 JUNIO                        | 14              |                       |                           |      | 7               |                       |                           |      | 4               |                       |                           |     | 5               |                       |                           |     | 7               |                       |                           |     |
| 7 JULIO                        | 14              |                       |                           |      | 7               |                       |                           |      | 4               |                       |                           |     | 5               |                       |                           |     | 7               |                       |                           |     |
| 8 AGOSTO                       | 14              |                       |                           |      | 7               |                       |                           |      | 4               |                       |                           |     | 5               |                       |                           |     | 7               |                       |                           |     |
| 9 SEPTIEMBRE                   | 14              |                       |                           |      | 7               |                       |                           |      | 4               |                       |                           |     | 5               |                       |                           |     | 7               |                       |                           |     |
| 10 OCTUBRE                     | 14              |                       |                           |      | 7               |                       |                           |      | 4               |                       |                           |     | 5               |                       |                           |     | 7               |                       |                           |     |
| 11 NOVIEMBRE                   | 14              |                       |                           |      | 7               |                       |                           |      | 4               |                       |                           |     | 5               |                       |                           |     | 7               |                       |                           |     |
| 12 DICIEMBRE                   | 14              |                       |                           |      | 7               |                       |                           |      | 4               |                       |                           |     | 5               |                       |                           |     | 7               |                       |                           |     |
| TOTAL S/.                      |                 | 820.00                | 0.00                      | 0.00 |                 | 432.00                | 0.00                      | 0.00 |                 | 398.50                | 0                         | 0   |                 | 8.00                  | 0                         | 0   |                 | 8.00                  | 0                         | 0   |

| LOCAL: JR. LAMPA N° 286 - (EDIFICIO NAKO) PISO 3 Y 4 |                 |                       |                           |     |                 |                       |                           |     |                 |                       |                           |     |                 |                       |                           |     |                 |                       |                           |     |
|--|-----------------|-----------------------|---------------------------|-----|-----------------|-----------------------|---------------------------|-----|-----------------|-----------------------|---------------------------|-----|-----------------|-----------------------|---------------------------|-----|-----------------|-----------------------|---------------------------|-----|
| SUMINISTRO   |                 |                       |                           |     |                 |                       |                           |     |                 |                       |                           |     |                 |                       |                           |     |                 |                       |                           |     |
| TIPO DE TARIFA                                       |                 |                       |                           |     |                 |                       |                           |     |                 |                       |                           |     |                 |                       |                           |     |                 |                       |                           |     |
| MESES  | N° DE TRABAJAD. | SUB TOTAL DEL MES S/. | CONSUMO DE ENERGÍA (KW.h) |     | N° DE TRABAJAD. | SUB TOTAL DEL MES S/. | CONSUMO DE ENERGÍA (KW.h) |     | N° DE TRABAJAD. | SUB TOTAL DEL MES S/. | CONSUMO DE ENERGÍA (KW.h) |     | N° DE TRABAJAD. | SUB TOTAL DEL MES S/. | CONSUMO DE ENERGÍA (KW.h) |     | N° DE TRABAJAD. | SUB TOTAL DEL MES S/. | CONSUMO DE ENERGÍA (KW.h) |     |
|  |                 |                       | HP                        | HFP |                 |                       | HP                        | HFP |                 |                       | HP                        | HFP |                 |                       | HP                        | HFP |                 |                       | HP                        | HFP |
| 1 ENERO  | 3               | 174.50                | 0                         | 0   | 19              | 358.50                | 0                         | 0   | 10              | 439.50                | 0                         | 0   | 5               | 838.00                | 0                         | 0   | 12              | 587.50                | 0                         | 0   |
| 2 FEBRERO  | 3               |                       |                           |     | 19              |                       |                           |     | 10              |                       |                           |     | 5               |                       |                           |     | 12              |                       |                           |     |
| 3 MARZO  | 3               |                       |                           |     | 19              |                       |                           |     | 10              |                       |                           |     | 5               |                       |                           |     | 12              |                       |                           |     |
| 4 ABRIL  | 3               |                       |                           |     | 19              |                       |                           |     | 10              |                       |                           |     | 5               |                       |                           |     | 12              |                       |                           |     |
| 5 MAYO   | 3               |                       |                           |     | 19              |                       |                           |     | 10              |                       |                           |     | 5               |                       |                           |     | 12              |                       |                           |     |
| 6 JUNIO  | 3               |                       |                           |     | 19              |                       |                           |     | 10              |                       |                           |     | 5               |                       |                           |     | 12              |                       |                           |     |
| 7 JULIO  | 3               |                       |                           |     | 19              |                       |                           |     | 10              |                       |                           |     | 5               |                       |                           |     | 12              |                       |                           |     |
| 8 AGOSTO   | 3               |                       |                           |     | 19              |                       |                           |     | 10              |                       |                           |     | 5               |                       |                           |     | 12              |                       |                           |     |
| 9 SEPTIEMBRE   | 3               |                       |                           |     | 19              |                       |                           |     | 10              |                       |                           |     | 5               |                       |                           |     | 12              |                       |                           |     |
| 10 OCTUBRE   | 3               |                       |                           |     | 19              |                       |                           |     | 10              |                       |                           |     | 5               |                       |                           |     | 12              |                       |                           |     |
| 11 NOVIEMBRE   | 3               |                       |                           |     | 19              |                       |                           |     | 10              |                       |                           |     | 5               |                       |                           |     | 12              |                       |                           |     |
| 12 DICIEMBRE   | 3               |                       |                           |     | 19              |                       |                           |     | 10              |                       |                           |     | 5               |                       |                           |     | 12              |                       |                           |     |
| TOTAL S/.  |                 | 174.50                | 0                         | 0   |                 | 358.50                | 0                         | 0   |                 | 439.50                | 0                         | 0   |                 | 838.00                | 0                         | 0   |                 | 587.50                | 0                         | 0   |

| LOCAL: JR. A. MIRO QUESADA N° 247 PISO 5 |                 |                       |                           |     |                 |                       |                           |     |                 |                       |                           |     |                 |                       |                           |     |                 |                       |                           |     |
|--|-----------------|-----------------------|---------------------------|-----|-----------------|-----------------------|---------------------------|-----|-----------------|-----------------------|---------------------------|-----|-----------------|-----------------------|---------------------------|-----|-----------------|-----------------------|---------------------------|-----|
| SUMINISTRO                               |                 |                       |                           |     |                 |                       |                           |     |                 |                       |                           |     |                 |                       |                           |     |                 |                       |                           |     |
| TIPO DE TARIFA                           |                 |                       |                           |     |                 |                       |                           |     |                 |                       |                           |     |                 |                       |                           |     |                 |                       |                           |     |
| MESES                                    | N° DE TRABAJAD. | SUB TOTAL DEL MES S/. | CONSUMO DE ENERGÍA (KW.h) |     | N° DE TRABAJAD. | SUB TOTAL DEL MES S/. | CONSUMO DE ENERGÍA (KW.h) |     | N° DE TRABAJAD. | SUB TOTAL DEL MES S/. | CONSUMO DE ENERGÍA (KW.h) |     | N° DE TRABAJAD. | SUB TOTAL DEL MES S/. | CONSUMO DE ENERGÍA (KW.h) |     | N° DE TRABAJAD. | SUB TOTAL DEL MES S/. | CONSUMO DE ENERGÍA (KW.h) |     |
|  |                 |                       | HP                        | HFP |                 |                       | HP                        | HFP |                 |                       | HP                        | HFP |                 |                       | HP                        | HFP |                 |                       | HP                        | HFP |
| 1 ENERO                                  | 15              | 525.50                | 0                         | 0   | 15              | 287.00                | 0                         | 0   | 14              | 485.00                | 0                         | 0   | 0               | 0.00                  | 0                         | 0   | 3               | 88.50                 | 0                         | 0   |
| 2 FEBRERO                                | 15              |                       |                           |     | 15              |                       |                           |     | 14              |                       |                           |     | 0               |                       |                           |     | 3               |                       |                           |     |
| 3 MARZO                                  | 15              |                       |                           |     | 15              |                       |                           |     | 14              |                       |                           |     | 0               |                       |                           |     | 3               |                       |                           |     |
| 4 ABRIL                                  | 15              |                       |                           |     | 15              |                       |                           |     | 14              |                       |                           |     | 0               |                       |                           |     | 3               |                       |                           |     |
| 5 MAYO                                   | 15              |                       |                           |     | 15              |                       |                           |     | 14              |                       |                           |     | 0               |                       |                           |     | 3               |                       |                           |     |
| 6 JUNIO                                  | 15              |                       |                           |     | 15              |                       |                           |     | 14              |                       |                           |     | 0               |                       |                           |     | 3               |                       |                           |     |
| 7 JULIO                                  | 15              |                       |                           |     | 15              |                       |                           |     | 14              |                       |                           |     | 0               |                       |                           |     | 3               |                       |                           |     |
| 8 AGOSTO                                 | 15              |                       |                           |     | 15              |                       |                           |     | 14              |                       |                           |     | 0               |                       |                           |     | 3               |                       |                           |     |
| 9 SEPTIEMBRE                             | 15              |                       |                           |     | 15              |                       |                           |     | 14              |                       |                           |     | 0               |                       |                           |     | 3               |                       |                           |     |
| 10 OCTUBRE                               | 15              |                       |                           |     | 15              |                       |                           |     | 14              |                       |                           |     | 0               |                       |                           |     | 3               |                       |                           |     |
| 11 NOVIEMBRE                             | 15              |                       |                           |     | 15              |                       |                           |     | 14              |                       |                           |     | 0               |                       |                           |     | 3               |                       |                           |     |
| 12 DICIEMBRE                             | 15              |                       |                           |     | 15              |                       |                           |     | 14              |                       |                           |     | 0               |                       |                           |     | 3               |                       |                           |     |
| TOTAL S/.                                |                 | 525.50                | 0                         | 0   |                 | 287.00                | 0                         | 0   |                 | 485.00                | 0                         | 0   |                 | 0.00                  | 0                         | 0   |                 | 88.50                 | 0                         | 0   |


  
 GENERAL DE ADMINISTRACIÓN MUNICIPAL  
 Oficina de Abastecimiento  
 DIRECTOR





**CONSUMO DE ENERGÍA ELECTRICA 2016**  
**ENERO 2016**

| LOCAL:         |                 | JR. DE LA UNION 266 -269- 270 |                           |     |                 | JR. DE LA UNION 266 -269- 270 |                           |     |                 | JR. DE LA UNION 266 -269- 270 |                           |     |                 | JR. DE LA UNION 266 -269- 270 |                           |     |                 |                        |                           |     |  |
|----------------|-----------------|-------------------------------|---------------------------|-----|-----------------|-------------------------------|---------------------------|-----|-----------------|-------------------------------|---------------------------|-----|-----------------|-------------------------------|---------------------------|-----|-----------------|------------------------|---------------------------|-----|--|
| SUMINISTRO     |                 | 0273410                       |                           |     |                 | 0273410                       |                           |     |                 | 0273411                       |                           |     |                 | 0273410                       |                           |     |                 | 0273412                |                           |     |  |
| TIPO DE TARIFA |                 | B750                          |                           |     |                 | B750                          |                           |     |                 | B750                          |                           |     |                 | B750                          |                           |     |                 | B750                   |                           |     |  |
| MESES          | N° DE TRABAJAD. | SUB TOTAL DEL MES \$/.        | CONSUMO DE ENERGÍA (KW.H) |     | N° DE TRABAJAD. | SUB TOTAL DEL MES \$/.        | CONSUMO DE ENERGÍA (KW.H) |     | N° DE TRABAJAD. | SUB TOTAL DEL MES \$/.        | CONSUMO DE ENERGÍA (KW.H) |     | N° DE TRABAJAD. | SUB TOTAL DEL MES \$/.        | CONSUMO DE ENERGÍA (KW.H) |     | N° DE TRABAJAD. | SUB TOTAL DEL MES \$/. | CONSUMO DE ENERGÍA (KW.H) |     |  |
|                |                 |                               | HP                        | HFP |                 |                               | HP                        | HFP |                 |                               | HP                        | HFP |                 |                               | HP                        | HFP |                 |                        | HP                        | HFP |  |
| 1 ENERO        | 5               | 29.00                         | 0                         | 0   | 0               | 9.00                          | 0                         | 0   | 2               | 91.50                         | 0                         | 0   | 0               | 0.00                          | 0                         | 0   | 0               | 72.00                  | 0                         | 0   |  |
| 2 FEBRERO      | 5               |                               |                           |     | 0               |                               |                           |     | 0               |                               |                           |     | 0               |                               |                           |     | 0               |                        |                           |     |  |
| 3 MARZO        | 5               |                               |                           |     | 0               |                               |                           |     | 2               |                               |                           |     | 0               |                               |                           |     | 0               |                        |                           |     |  |
| 4 ABRIL        | 5               |                               |                           |     | 0               |                               |                           |     | 2               |                               |                           |     | 0               |                               |                           |     | 0               |                        |                           |     |  |
| 5 MAYO         | 5               |                               |                           |     | 0               |                               |                           |     | 2               |                               |                           |     | 0               |                               |                           |     | 0               |                        |                           |     |  |
| 6 JUNIO        | 5               |                               |                           |     | 0               |                               |                           |     | 2               |                               |                           |     | 0               |                               |                           |     | 0               |                        |                           |     |  |
| 7 JULIO        | 5               |                               |                           |     | 0               |                               |                           |     | 2               |                               |                           |     | 0               |                               |                           |     | 0               |                        |                           |     |  |
| 8 AGOSTO       | 5               |                               |                           |     | 0               |                               |                           |     | 2               |                               |                           |     | 0               |                               |                           |     | 0               |                        |                           |     |  |
| 9 SEPTIEMBRE   | 5               |                               |                           |     | 0               |                               |                           |     | 2               |                               |                           |     | 0               |                               |                           |     | 0               |                        |                           |     |  |
| 10 OCTUBRE     | 5               |                               |                           |     | 0               |                               |                           |     | 2               |                               |                           |     | 0               |                               |                           |     | 0               |                        |                           |     |  |
| 11 NOVIEMBRE   | 5               |                               |                           |     | 0               |                               |                           |     | 2               |                               |                           |     | 0               |                               |                           |     | 0               |                        |                           |     |  |
| 12 DICIEMBRE   | 5               |                               |                           |     | 0               |                               |                           |     | 2               |                               |                           |     | 0               |                               |                           |     | 0               |                        |                           |     |  |
| TOTAL \$/.     |                 | 29.00                         | 0                         | 0   | 0               | 9.00                          | 0                         | 0   | 2               | 91.50                         | 0                         | 0   | 0               | 0.00                          | 0                         | 0   | 0               | 72.00                  | 0                         | 0   |  |

| LOCAL:         |                 | JR. DE LA UNION 266 -269- 270 |                           |     |                 | JR. DE LA UNION 266 -269- 270 |                           |     |                 | JR. DE LA UNION 266 -269- 270 |                           |     |                 | JR. DE LA UNION 266 -269- 270 |                           |     |                 |                        |                           |     |  |
|----------------|-----------------|-------------------------------|---------------------------|-----|-----------------|-------------------------------|---------------------------|-----|-----------------|-------------------------------|---------------------------|-----|-----------------|-------------------------------|---------------------------|-----|-----------------|------------------------|---------------------------|-----|--|
| SUMINISTRO     |                 | 0273414                       |                           |     |                 | 0273415                       |                           |     |                 | 0002204                       |                           |     |                 | 0276205                       |                           |     |                 | 0276355                |                           |     |  |
| TIPO DE TARIFA |                 | B750                          |                           |     |                 | B750                          |                           |     |                 | B750                          |                           |     |                 | B750                          |                           |     |                 | B750                   |                           |     |  |
| MESES          | N° DE TRABAJAD. | SUB TOTAL DEL MES \$/.        | CONSUMO DE ENERGÍA (KW.H) |     | N° DE TRABAJAD. | SUB TOTAL DEL MES \$/.        | CONSUMO DE ENERGÍA (KW.H) |     | N° DE TRABAJAD. | SUB TOTAL DEL MES \$/.        | CONSUMO DE ENERGÍA (KW.H) |     | N° DE TRABAJAD. | SUB TOTAL DEL MES \$/.        | CONSUMO DE ENERGÍA (KW.H) |     | N° DE TRABAJAD. | SUB TOTAL DEL MES \$/. | CONSUMO DE ENERGÍA (KW.H) |     |  |
|                |                 |                               | HP                        | HFP |                 |                               | HP                        | HFP |                 |                               | HP                        | HFP |                 |                               | HP                        | HFP |                 |                        | HP                        | HFP |  |
| 1 ENERO        | 20              | 28.00                         | 0                         | 0   | 13              | 84.00                         | 0                         | 0   | 5               | 7.00                          | 0                         | 0   | 4               | 241.50                        | 0                         | 0   | 0               | 8.50                   | 0                         | 0   |  |
| 2 FEBRERO      | 20              |                               |                           |     | 13              |                               |                           |     | 5               |                               |                           |     | 4               |                               |                           |     | 0               |                        |                           |     |  |
| 3 MARZO        | 20              |                               |                           |     | 13              |                               |                           |     | 5               |                               |                           |     | 4               |                               |                           |     | 0               |                        |                           |     |  |
| 4 ABRIL        | 20              |                               |                           |     | 13              |                               |                           |     | 5               |                               |                           |     | 4               |                               |                           |     | 0               |                        |                           |     |  |
| 5 MAYO         | 20              |                               |                           |     | 13              |                               |                           |     | 5               |                               |                           |     | 4               |                               |                           |     | 0               |                        |                           |     |  |
| 6 JUNIO        | 20              |                               |                           |     | 13              |                               |                           |     | 5               |                               |                           |     | 4               |                               |                           |     | 0               |                        |                           |     |  |
| 7 JULIO        | 20              |                               |                           |     | 13              |                               |                           |     | 5               |                               |                           |     | 4               |                               |                           |     | 0               |                        |                           |     |  |
| 8 AGOSTO       | 20              |                               |                           |     | 13              |                               |                           |     | 5               |                               |                           |     | 4               |                               |                           |     | 0               |                        |                           |     |  |
| 9 SEPTIEMBRE   | 20              |                               |                           |     | 13              |                               |                           |     | 5               |                               |                           |     | 4               |                               |                           |     | 0               |                        |                           |     |  |
| 10 OCTUBRE     | 20              |                               |                           |     | 13              |                               |                           |     | 5               |                               |                           |     | 4               |                               |                           |     | 0               |                        |                           |     |  |
| 11 NOVIEMBRE   | 20              |                               |                           |     | 13              |                               |                           |     | 5               |                               |                           |     | 4               |                               |                           |     | 0               |                        |                           |     |  |
| 12 DICIEMBRE   | 20              |                               |                           |     | 13              |                               |                           |     | 5               |                               |                           |     | 4               |                               |                           |     | 0               |                        |                           |     |  |
| TOTAL \$/.     |                 | 28.00                         | 0                         | 0   | 13              | 84.00                         | 0                         | 0   | 5               | 7.00                          | 0                         | 0   | 4               | 241.50                        | 0                         | 0   | 0               | 8.50                   | 0                         | 0   |  |

| LOCAL:         |                 | JR. DE LA UNION 266 -269- 270 |                           |     |                 | JR. DE LA UNION 266 -269- 270 |                           |     |                 | JR. DE LA UNION 266 -269- 270 |                           |     |                 | JR. DE LA UNION 266 -269- 270 |                           |     |                 |                        |                           |     |  |
|----------------|-----------------|-------------------------------|---------------------------|-----|-----------------|-------------------------------|---------------------------|-----|-----------------|-------------------------------|---------------------------|-----|-----------------|-------------------------------|---------------------------|-----|-----------------|------------------------|---------------------------|-----|--|
| SUMINISTRO     |                 | 0276216                       |                           |     |                 | 0276277                       |                           |     |                 | 0276278                       |                           |     |                 | 0018110                       |                           |     |                 | 000110                 |                           |     |  |
| TIPO DE TARIFA |                 | B750                          |                           |     |                 | B750                          |                           |     |                 | B750                          |                           |     |                 | B750                          |                           |     |                 | B750                   |                           |     |  |
| MESES          | N° DE TRABAJAD. | SUB TOTAL DEL MES \$/.        | CONSUMO DE ENERGÍA (KW.H) |     | N° DE TRABAJAD. | SUB TOTAL DEL MES \$/.        | CONSUMO DE ENERGÍA (KW.H) |     | N° DE TRABAJAD. | SUB TOTAL DEL MES \$/.        | CONSUMO DE ENERGÍA (KW.H) |     | N° DE TRABAJAD. | SUB TOTAL DEL MES \$/.        | CONSUMO DE ENERGÍA (KW.H) |     | N° DE TRABAJAD. | SUB TOTAL DEL MES \$/. | CONSUMO DE ENERGÍA (KW.H) |     |  |
|                |                 |                               | HP                        | HFP |                 |                               | HP                        | HFP |                 |                               | HP                        | HFP |                 |                               | HP                        | HFP |                 |                        | HP                        | HFP |  |
| 1 ENERO        | 0               | 158.50                        | 0                         | 0   | 0               | 5.00                          | 0                         | 0   | 0               | 4.50                          | 0                         | 0   | 0               | 17.00                         | 0                         | 0   | 0               | 1,085.00               | 0                         | 0   |  |
| 2 FEBRERO      | 0               |                               |                           |     | 0               |                               |                           |     | 0               |                               |                           |     | 0               |                               |                           |     | 0               |                        |                           |     |  |
| 3 MARZO        | 0               |                               |                           |     | 0               |                               |                           |     | 0               |                               |                           |     | 0               |                               |                           |     | 0               |                        |                           |     |  |
| 4 ABRIL        | 0               |                               |                           |     | 0               |                               |                           |     | 0               |                               |                           |     | 0               |                               |                           |     | 0               |                        |                           |     |  |
| 5 MAYO         | 0               |                               |                           |     | 0               |                               |                           |     | 0               |                               |                           |     | 0               |                               |                           |     | 0               |                        |                           |     |  |
| 6 JUNIO        | 0               |                               |                           |     | 0               |                               |                           |     | 0               |                               |                           |     | 0               |                               |                           |     | 0               |                        |                           |     |  |
| 7 JULIO        | 0               |                               |                           |     | 0               |                               |                           |     | 0               |                               |                           |     | 0               |                               |                           |     | 0               |                        |                           |     |  |
| 8 AGOSTO       | 0               |                               |                           |     | 0               |                               |                           |     | 0               |                               |                           |     | 0               |                               |                           |     | 0               |                        |                           |     |  |
| 9 SEPTIEMBRE   | 0               |                               |                           |     | 0               |                               |                           |     | 0               |                               |                           |     | 0               |                               |                           |     | 0               |                        |                           |     |  |
| 10 OCTUBRE     | 0               |                               |                           |     | 0               |                               |                           |     | 0               |                               |                           |     | 0               |                               |                           |     | 0               |                        |                           |     |  |
| 11 NOVIEMBRE   | 0               |                               |                           |     | 0               |                               |                           |     | 0               |                               |                           |     | 0               |                               |                           |     | 0               |                        |                           |     |  |
| 12 DICIEMBRE   | 0               |                               |                           |     | 0               |                               |                           |     | 0               |                               |                           |     | 0               |                               |                           |     | 0               |                        |                           |     |  |
| TOTAL \$/.     |                 | 158.50                        | 0                         | 0   | 0               | 5.00                          | 0                         | 0   | 0               | 4.50                          | 0                         | 0   | 0               | 17.00                         | 0                         | 0   | 0               | 1,085.00               | 0                         | 0   |  |

| LOCAL:         |                 | JR. DE LA UNION 266 -269- 270 |                           |     |                 | AV. REP. DE PANAMA N° 3533 - SAN ISIDRO - LIMA |                           |     |                 |                        |                           |     |  |
|----------------|-----------------|-------------------------------|---------------------------|-----|-----------------|--|---------------------------|-----|-----------------|------------------------|---------------------------|-----|--|
| SUMINISTRO     |                 | 0273413                       |                           |     |                 | 027021   |                           |     |                 | 1259918                |                           |     |  |
| TIPO DE TARIFA |                 | B750                          |                           |     |                 | B750   |                           |     |                 | B750                   |                           |     |  |
| MESES          | N° DE TRABAJAD. | SUB TOTAL DEL MES \$/.        | CONSUMO DE ENERGÍA (KW.H) |     | N° DE TRABAJAD. | SUB TOTAL DEL MES \$/.                         | CONSUMO DE ENERGÍA (KW.H) |     | N° DE TRABAJAD. | SUB TOTAL DEL MES \$/. | CONSUMO DE ENERGÍA (KW.H) |     |  |
|                |                 |                               | HP                        | HFP |                 |  | HP                        | HFP |                 |                        | HP                        | HFP |  |
| 1 ENERO        | 8               | 5.50                          | 0                         | 0   | 8               | 121.50   | 0                         | 0   | 2               | 55.00                  | 0                         | 0   |  |
| 2 FEBRERO      | 8               |                               |                           |     | 8               |  |                           |     | 2               |                        |                           |     |  |
| 3 MARZO        | 8               |                               |                           |     | 8               |  |                           |     | 2               |                        |                           |     |  |
| 4 ABRIL        | 8               |                               |                           |     | 8               |  |                           |     | 2               |                        |                           |     |  |
| 5 MAYO         | 8               |                               |                           |     | 8               |  |                           |     | 2               |                        |                           |     |  |
| 6 JUNIO        | 8               |                               |                           |     | 8               |  |                           |     | 2               |                        |                           |     |  |
| 7 JULIO        | 8               |                               |                           |     | 8               |  |                           |     | 2               |                        |                           |     |  |
| 8 AGOSTO       | 8               |                               |                           |     | 8               |  |                           |     | 2               |                        |                           |     |  |
| 9 SEPTIEMBRE   | 8               |                               |                           |     | 8               |  |                           |     | 2               |                        |                           |     |  |
| 10 OCTUBRE     | 8               |                               |                           |     | 8               |  |                           |     | 2               |                        |                           |     |  |
| 11 NOVIEMBRE   | 8               |                               |                           |     | 8               |  |                           |     | 2               |                        |                           |     |  |
| 12 DICIEMBRE   | 8               |                               |                           |     | 8               |  |                           |     | 2               |                        |                           |     |  |
| TOTAL \$/.     |                 | 5.50                          | 0                         | 0   | 8               | 121.50   | 0                         | 0   | 2               | 55.00                  | 0                         | 0   |  |




*[Handwritten signature]*

CONSUMO DE ENERGIA ELECTRICA 2016  
COMPARACION MENSUAL AÑOS 2015 - 2016

| INMUEBLES    | JR. ANCASH Nº 257 - 259 |          |                           |          |          |                           | JR. LAMPA Nº 286 - (EDIFICIO NAKO) PISO 2 |          |                           |          |          |                           |          |          |                           |
|--------------|-------------------------|----------|---------------------------|----------|----------|---------------------------|---|----------|---------------------------|----------|----------|---------------------------|----------|----------|---------------------------|
|              | SUMINISTRO 2303418      |          |                           | 2303417  |          |                           | 610204                                    |          |                           | 601021   |          |                           | 601021   |          |                           |
| MESES        | 2015 S/.                | 2016 S/. | VARIACIÓN DEL CONSUMO S/. | 2015 S/. | 2016 S/. | VARIACIÓN DEL CONSUMO S/. | 2015 S/.                                  | 2016 S/. | VARIACIÓN DEL CONSUMO S/. | 2015 S/. | 2016 S/. | VARIACIÓN DEL CONSUMO S/. | 2015 S/. | 2016 S/. | VARIACIÓN DEL CONSUMO S/. |
| 1 ENERO      | 318.00                  | 620.00   | 302.00                    | 438.50   | 432.00   | -6.50                     | 192.00                                    | 398.50   | 206.50                    | 4.80     | 8.00     | 3.20                      | 4.80     | 8.00     | 3.20                      |
| 2 FEBRERO    | 471.50                  |          |                           | 572.00   |          |                           | 152.00                                    |          |                           | 5.00     |          |                           | 4.00     |          |                           |
| 3 MARZO      | 478.00                  |          |                           | 605.00   |          |                           | 215.50                                    |          |                           | 4.50     |          |                           | 4.00     |          |                           |
| 4 ABRIL      | 374.50                  |          |                           | 416.00   |          |                           | 228.00                                    |          |                           | 4.50     |          |                           | 4.00     |          |                           |
| 5 MAYO       | 670.50                  |          |                           | 625.00   |          |                           | 248.50                                    |          |                           | 4.50     |          |                           | 4.00     |          |                           |
| 6 JUNIO      | 315.50                  |          |                           | 251.00   |          |                           | 239.00                                    |          |                           | 4.50     |          |                           | 4.00     |          |                           |
| 7 JULIO      | 491.00                  |          |                           | 608.50   |          |                           | 229.00                                    |          |                           | 5.00     |          |                           | 4.50     |          |                           |
| 8 AGOSTO     | 154.30                  |          |                           | 11.73    |          |                           | 297.50                                    |          |                           | 4.50     |          |                           | 4.50     |          |                           |
| 9 SEPTIEMBRE | 154.30                  |          |                           | 519.00   |          |                           | 207.50                                    |          |                           | 4.50     |          |                           | 4.50     |          |                           |
| 10 OCTUBRE   | 291.50                  |          |                           | 282.50   |          |                           | 361.50                                    |          |                           | 5.00     |          |                           | 4.50     |          |                           |
| 11 NOVIEMBRE | 372.00                  |          |                           | 251.50   |          |                           | 246.50                                    |          |                           | 4.50     |          |                           | 4.00     |          |                           |
| 12 DICIEMBRE | 347.50                  |          |                           | 350.50   |          |                           | 382.00                                    |          |                           | 5.00     |          |                           | 4.50     |          |                           |
| TOTAL S/.    | 4,538.80                |          | 302.00                    | 4,703.23 |          | -6.50                     | 2,977.00                                  |          | 204.50                    | 56.00    |          | 3.50                      | 52.00    |          | 3.50                      |

| INMUEBLES    | JR. LAMPA Nº 286 - (EDIFICIO NAKO) PISO 3 Y 4 |          |                           |          |          |                           |          |          |                           |          |          |                           |          |          |                           |
|--------------|---|----------|---------------------------|----------|----------|---------------------------|----------|----------|---------------------------|----------|----------|---------------------------|----------|----------|---------------------------|
|              | SUMINISTRO 610096                             |          |                           | 601097   |          |                           | 610227   |          |                           | 610220   |          |                           | 610221   |          |                           |
| MESES        | 2015 S/.                                      | 2016 S/. | VARIACIÓN DEL CONSUMO S/. | 2015 S/. | 2016 S/. | VARIACIÓN DEL CONSUMO S/. | 2015 S/. | 2016 S/. | VARIACIÓN DEL CONSUMO S/. | 2015 S/. | 2016 S/. | VARIACIÓN DEL CONSUMO S/. | 2015 S/. | 2016 S/. | VARIACIÓN DEL CONSUMO S/. |
| 1 ENERO      | 102.50  | 174.50   | 72.00                     | 288.50   | 358.50   | 70.00                     | 355.00   | 439.50   | 84.50                     | 317.00   | 838.00   | 521.00                    | 510.50   | 587.50   | 77.00                     |
| 2 FEBRERO    | 4.50  |          |                           | 283.00   |          |                           | 342.00   |          |                           | 234.00   |          |                           | 391.50   |          |                           |
| 3 MARZO      | 5.00  |          |                           | 319.50   |          |                           | 452.50   |          |                           | 395.00   |          |                           | 370.00   |          |                           |
| 4 ABRIL      | 8.50  |          |                           | 259.50   |          |                           | 253.00   |          |                           | 328.50   |          |                           | 381.00   |          |                           |
| 5 MAYO       | 181.50  |          |                           | 248.50   |          |                           | 276.50   |          |                           | 333.50   |          |                           | 485.00   |          |                           |
| 6 JUNIO      | 208.00  |          |                           | 260.00   |          |                           | 379.00   |          |                           | 330.00   |          |                           | 313.00   |          |                           |
| 7 JULIO      | 213.00  |          |                           | 261.50   |          |                           | 362.00   |          |                           | 322.00   |          |                           | 544.00   |          |                           |
| 8 AGOSTO     | 221.00  |          |                           | 273.00   |          |                           | 361.50   |          |                           | 277.50   |          |                           | 558.00   |          |                           |
| 9 SEPTIEMBRE | 221.00  |          |                           | 273.00   |          |                           | 361.50   |          |                           | 277.50   |          |                           | 558.00   |          |                           |
| 10 OCTUBRE   | 143.50  |          |                           | 277.50   |          |                           | 400.50   |          |                           | 430.50   |          |                           | 372.00   |          |                           |
| 11 NOVIEMBRE | 131.50  |          |                           | 253.00   |          |                           | 377.50   |          |                           | 432.00   |          |                           | 381.00   |          |                           |
| 12 DICIEMBRE | 155.50  |          |                           | 294.50   |          |                           | 381.50   |          |                           | 579.00   |          |                           | 558.00   |          |                           |
| TOTAL S/.    | 1,572.50                                      |          | 72.00                     | 3,276.50 |          | 70.00                     | 4,532.50 |          | 54.50                     | 4,167.00 |          | 521.00                    | 6,000.50 |          | 77.00                     |

| INMUEBLES    | JR. A. MIRO QUESADA Nº 247 - PISO 5 |          |                           | PASAJE ACUÑA Nº 180 - PISO 1 |          |                           | JR. DE LA UNION Nº 264 - PISO 4 |          |                           | JR. DE LA UNION Nº 264 - OF. 601 |          |                           |          |          |                           |
|--------------|-------------------------------------|----------|---------------------------|------------------------------|----------|---------------------------|---------------------------------|----------|---------------------------|----------------------------------|----------|---------------------------|----------|----------|---------------------------|
|              | SUMINISTRO 205427                   |          |                           | 205426                       |          |                           | 227913                          |          |                           | 0012556                          |          |                           | 0003971  |          |                           |
| MESES        | 2015 S/.                            | 2016 S/. | VARIACIÓN DEL CONSUMO S/. | 2015 S/.                     | 2016 S/. | VARIACIÓN DEL CONSUMO S/. | 2015 S/.                        | 2016 S/. | VARIACIÓN DEL CONSUMO S/. | 2015 S/.                         | 2016 S/. | VARIACIÓN DEL CONSUMO S/. | 2015 S/. | 2016 S/. | VARIACIÓN DEL CONSUMO S/. |
| 1 ENERO      | 464.50                              | 525.50   | 61.00                     | 248.50                       | 287.00   | 40.50                     | 851.50                          | 465.00   | -186.50                   | 1,031.80                         | 0.00     | -1,031.50                 | 48.50    | 88.50    | 19.00                     |
| 2 FEBRERO    | 588.00                              |          |                           | 278.50                       |          |                           | 638.00                          |          |                           | 971.00                           |          |                           | 72.00    |          |                           |
| 3 MARZO      | 648.00                              |          |                           | 258.50                       |          |                           | 608.00                          |          |                           | 918.00                           |          |                           | 68.00    |          |                           |
| 4 ABRIL      | 488.00                              |          |                           | 239.50                       |          |                           | 650.50                          |          |                           | 1,002.00                         |          |                           | 0.00     |          |                           |
| 5 MAYO       | 377.50                              |          |                           | 230.50                       |          |                           | 760.00                          |          |                           | 978.00                           |          |                           | 0.00     |          |                           |
| 6 JUNIO      | 372.50                              |          |                           | 245.00                       |          |                           | 775.00                          |          |                           | 921.50                           |          |                           | 152.00   |          |                           |
| 7 JULIO      | 360.00                              |          |                           | 248.50                       |          |                           | 772.00                          |          |                           | 0.00                             |          |                           | 0.00     |          |                           |
| 8 AGOSTO     | 400.00                              |          |                           | 332.50                       |          |                           | 908.00                          |          |                           | 0.00                             |          |                           | 4.00     |          |                           |
| 9 SEPTIEMBRE | 421.50                              |          |                           | 328.50                       |          |                           | 923.50                          |          |                           | 0.00                             |          |                           | 6.50     |          |                           |
| 10 OCTUBRE   | 357.00                              |          |                           | 289.00                       |          |                           | 924.00                          |          |                           | 0.00                             |          |                           | 78.50    |          |                           |
| 11 NOVIEMBRE | 370.00                              |          |                           | 274.50                       |          |                           | 447.50                          |          |                           | 0.00                             |          |                           | 42.50    |          |                           |
| 12 DICIEMBRE | 386.50                              |          |                           | 281.00                       |          |                           | 447.50                          |          |                           | 0.00                             |          |                           | 45.00    |          |                           |
| TOTAL S/.    | 5,230.50                            |          | 61.00                     | 3,226.50                     |          | 40.50                     | 8,098.50                        |          | -186.50                   | 5,818.00                         |          | -1,031.50                 | 517.00   |          | 19.00                     |


  
 OFICINA GENERAL DE ADMINISTRACIÓN  
 Oficina de Abasco  
 DIRECTOR  
 M. E. F.



CONSUMO DE ENERGIA ELECTRICA 2016  
COMPARACION MENSUAL AÑOS 2015 - 2016

| INMUEBLES    | JR. DE LA UNION N° 264 - OF. 603 |          |          | JR. DE LA UNION N° 264 - OF. 604 |          |          | JR. DE LA UNION N° 264 - OF. 605 |          |          | JR. DE LA UNION N° 264 - OF. 606 |          |          | JR. DE LA UNION N° 264 - OF. 606 |          |          |
|--------------|----------------------------------|----------|----------|----------------------------------|----------|----------|----------------------------------|----------|----------|----------------------------------|----------|----------|----------------------------------|----------|----------|
|              | MESES                            | 2015 S/. | 2016 S/. | VARIACION DEL CONSUMO S/.        | 2015 S/. | 2016 S/. | VARIACION DEL CONSUMO S/.        | 2015 S/. | 2016 S/. | VARIACION DEL CONSUMO S/.        | 2015 S/. | 2016 S/. | VARIACION DEL CONSUMO S/.        | 2015 S/. | 2016 S/. |
| 1 ENERO      | 18.00                            | 29.00    | 11.00    | 9.50                             | 8.00     | -3.50    | 88.50                            | 91.50    | 22.00    | 53.00                            | 0.00     | -53.50   | 298.00                           | 72.00    | -226.00  |
| 2 FEBRERO    | 21.00                            |          |          | 11.00                            |          |          | 83.00                            |          |          | 48.00                            |          |          | 281.00                           |          |          |
| 3 MARZO      | 16.50                            |          |          | 7.00                             |          |          | 86.00                            |          |          | 48.50                            |          |          | 253.50                           |          |          |
| 4 ABRIL      | 0.00                             |          |          | 0.00                             |          |          | 0.00                             |          |          | 0.00                             |          |          | 0.00                             |          |          |
| 5 MAYO       | 0.00                             |          |          | 3.00                             |          |          | 30.00                            |          |          | 0.00                             |          |          | 0.00                             |          |          |
| 6 JUNIO      | 40.50                            |          |          | 13.00                            |          |          | 68.50                            |          |          | 18.50                            |          |          | 0.00                             |          |          |
| 7 JULIO      | 43.00                            |          |          | 11.50                            |          |          | 80.00                            |          |          | 88.00                            |          |          | 0.00                             |          |          |
| 8 AGOSTO     | 48.00                            |          |          | 14.00                            |          |          | 86.00                            |          |          | 81.00                            |          |          | 0.00                             |          |          |
| 9 SEPTIEMBRE | 52.00                            |          |          | 14.00                            |          |          | 79.50                            |          |          | 60.50                            |          |          | 89.00                            |          |          |
| 10 OCTUBRE   | 5.00                             |          |          | 8.00                             |          |          | 100.00                           |          |          | 8.00                             |          |          | 8.50                             |          |          |
| 11 NOVIEMBRE | 4.50                             |          |          | 4.50                             |          |          | 92.50                            |          |          | 4.50                             |          |          | 5.00                             |          |          |
| 12 DICIEMBRE | 13.50                            |          |          | 5.50                             |          |          | 73.00                            |          |          | 48.50                            |          |          | 5.00                             |          |          |
| TOTAL S/.    | 282.00                           |          | 11.00    | 89.00                            |          | -3.50    | 886.00                           |          | 22.00    | 418.00                           |          | -53.50   | 938.00                           |          | -226.00  |

| INMUEBLES    | JR. DE LA UNION N° 264 - OF. 607 |          |          | JR. DE LA UNION N° 264 - OF. 609 |          |          | JR. DE LA UNION N° 264 - OF. 610 |          |          | JR. DE LA UNION N° 264 - OF. 611 |          |          | JR. DE LA UNION N° 264 - OF. 612 |          |          |
|--------------|----------------------------------|----------|----------|----------------------------------|----------|----------|----------------------------------|----------|----------|----------------------------------|----------|----------|----------------------------------|----------|----------|
|              | MESES                            | 2015 S/. | 2016 S/. | VARIACION DEL CONSUMO S/.        | 2015 S/. | 2016 S/. | VARIACION DEL CONSUMO S/.        | 2015 S/. | 2016 S/. | VARIACION DEL CONSUMO S/.        | 2015 S/. | 2016 S/. | VARIACION DEL CONSUMO S/.        | 2015 S/. | 2016 S/. |
| 1 ENERO      | 183.00                           | 5.50     | -187.50  | 87.50                            | 121.50   | 34.00    | 95.00                            | 28.00    | -43.00   | 58.50                            | 64.00    | 5.50     | 119.00                           | 7.00     | -112.00  |
| 2 FEBRERO    | 108.00                           |          |          | 79.00                            |          |          | 71.00                            |          |          | 60.50                            |          |          | 128.00                           |          |          |
| 3 MARZO      | 106.50                           |          |          | 89.00                            |          |          | 71.00                            |          |          | 61.00                            |          |          | 130.00                           |          |          |
| 4 ABRIL      | 0.00                             |          |          | 0.00                             |          |          | 0.00                             |          |          | 0.00                             |          |          | 0.00                             |          |          |
| 5 MAYO       | 0.00                             |          |          | 0.00                             |          |          | 0.00                             |          |          | 0.00                             |          |          | 0.00                             |          |          |
| 6 JUNIO      | 89.50                            |          |          | 3.00                             |          |          | 0.00                             |          |          | 10.50                            |          |          | 0.00                             |          |          |
| 7 JULIO      | 181.89                           |          |          | 94.50                            |          |          | 53.50                            |          |          | 85.50                            |          |          | 88.50                            |          |          |
| 8 AGOSTO     | 160.50                           |          |          | 90.00                            |          |          | 86.50                            |          |          | 102.00                           |          |          | 163.00                           |          |          |
| 9 SEPTIEMBRE | 289.50                           |          |          | 88.00                            |          |          | 88.50                            |          |          | 106.50                           |          |          | 178.89                           |          |          |
| 10 OCTUBRE   | 7.00                             |          |          | 74.00                            |          |          | 84.00                            |          |          | 78.50                            |          |          | 126.00                           |          |          |
| 11 NOVIEMBRE | 38.50                            |          |          | 50.50                            |          |          | 80.50                            |          |          | 58.50                            |          |          | 128.00                           |          |          |
| 12 DICIEMBRE | 297.00                           |          |          | 84.50                            |          |          | 75.50                            |          |          | 87.50                            |          |          | 247.50                           |          |          |
| TOTAL S/.    | 1,420.00                         |          | -157.50  | 888.00                           |          | 64.00    | 641.50                           |          | -43.00   | 709.00                           |          | 5.50     | 1,283.50                         |          | -112.00  |

| INMUEBLES    | JR. DE LA UNION N° 264 - OF. 613 |          |          | JR. DE LA UNION N° 264 - OF. 701/702 |          |          | JR. DE LA UNION N° 264 - OF. 703 |          |          | JR. DE LA UNION N° 264 - OF. 704 |          |          | JR. DE LA UNION N° 264 - OF. 705/706 |          |          |
|--------------|----------------------------------|----------|----------|--------------------------------------|----------|----------|----------------------------------|----------|----------|----------------------------------|----------|----------|--------------------------------------|----------|----------|
|              | MESES                            | 2015 S/. | 2016 S/. | VARIACION DEL CONSUMO S/.            | 2015 S/. | 2016 S/. | VARIACION DEL CONSUMO S/.        | 2015 S/. | 2016 S/. | VARIACION DEL CONSUMO S/.        | 2015 S/. | 2016 S/. | VARIACION DEL CONSUMO S/.            | 2015 S/. | 2016 S/. |
| 1 ENERO      | 192.50                           | 241.50   | 49.00    | 78.50                                | 8.50     | -88.00   | 152.50                           | 158.50   | 8.00     | 4.50                             | 5.00     | 0.50     | 5.00                                 | 4.50     | -0.50    |
| 2 FEBRERO    | 178.00                           |          |          | 93.00                                |          |          | 141.00                           |          |          | 4.50                             |          |          | 8.00                                 |          |          |
| 3 MARZO      | 178.50                           |          |          | 88.00                                |          |          | 147.50                           |          |          | 4.50                             |          |          | 8.00                                 |          |          |
| 4 ABRIL      | 0.00                             |          |          | 0.00                                 |          |          | 0.00                             |          |          | 4.50                             |          |          | 2.50                                 |          |          |
| 5 MAYO       | 0.00                             |          |          | 0.00                                 |          |          | 0.00                             |          |          | 4.50                             |          |          | 4.50                                 |          |          |
| 6 JUNIO      | 18.00                            |          |          | 0.00                                 |          |          | 0.00                             |          |          | 4.50                             |          |          | 4.50                                 |          |          |
| 7 JULIO      | 103.50                           |          |          | 0.00                                 |          |          | 0.00                             |          |          | 4.50                             |          |          | 5.00                                 |          |          |
| 8 AGOSTO     | 487.00                           |          |          | 0.00                                 |          |          | 0.00                             |          |          | 4.50                             |          |          | 8.00                                 |          |          |
| 9 SEPTIEMBRE | 880.50                           |          |          | 5.00                                 |          |          | 10.00                            |          |          | 5.00                             |          |          | 8.00                                 |          |          |
| 10 OCTUBRE   | 94.00                            |          |          | 11.50                                |          |          | 31.50                            |          |          | 5.00                             |          |          | 5.50                                 |          |          |
| 11 NOVIEMBRE | 89.00                            |          |          | 8.50                                 |          |          | 7.00                             |          |          | 5.00                             |          |          | 5.00                                 |          |          |
| 12 DICIEMBRE | 213.00                           |          |          | 7.00                                 |          |          | 11.50                            |          |          | 4.50                             |          |          | 6.00                                 |          |          |
| TOTAL S/.    | 2,125.00                         |          | 49.00    | 289.50                               |          | -88.00   | 501.00                           |          | 8.00     | 55.50                            |          | 0.50     | 84.00                                |          | -0.50    |

| INMUEBLES    | JR. DE LA UNION N° 264 - OF. 707/709 |          |          | JR. DE LA UNION N° 264 - 4TO. PISO |          |           | AV. REP. PANAMA N° 3533-SAN ISIDRO-LIMA |          |          |
|--------------|--------------------------------------|----------|----------|------------------------------------|----------|-----------|---|----------|----------|
|              | MESES                                | 2015 S/. | 2016 S/. | VARIACION DEL CONSUMO S/.          | 2015 S/. | 2016 S/.  | VARIACION DEL CONSUMO S/.               | 2015 S/. | 2016 S/. |
| 1 ENERO      | 205.50                               | 17.00    | -188.50  | 2,711.00                           | 1,095.00 | -1,616.00 | 0.00                                    | 55.00    | 55.00    |
| 2 FEBRERO    | 183.50                               |          |          | 1,208.00                           |          |           | 0.00                                    |          |          |
| 3 MARZO      | 228.00                               |          |          | 1,068.00                           |          |           | 0.00                                    |          |          |
| 4 ABRIL      | 0.00                                 |          |          | 1,071.50                           |          |           | 0.00                                    |          |          |
| 5 MAYO       | 0.00                                 |          |          | 1,320.00                           |          |           | 0.00                                    |          |          |
| 6 JUNIO      | 0.00                                 |          |          | 1,251.00                           |          |           | 0.00                                    |          |          |
| 7 JULIO      | 0.00                                 |          |          | 915.00                             |          |           | 0.00                                    |          |          |
| 8 AGOSTO     | 0.00                                 |          |          | 950.00                             |          |           | 0.00                                    |          |          |
| 9 SEPTIEMBRE | 54.00                                |          |          | 904.50                             |          |           | 0.00                                    |          |          |
| 10 OCTUBRE   | 57.50                                |          |          | 1,231.50                           |          |           | 0.00                                    |          |          |
| 11 NOVIEMBRE | 58.00                                |          |          | 1,183.50                           |          |           | 0.00                                    |          |          |
| 12 DICIEMBRE | 106.50                               |          |          | 1,050.00                           |          |           | 0.00                                    |          |          |
| TOTAL S/.    | 904.00                               |          | -188.50  | 14,862.00                          |          | -1,616.00 | 0.00                                    | 55.00    | 55.00    |





CONSUMO DE ENERGIA ELECTRICA 2016  
COMPARACION MENSUAL AÑOS 2015 - 2016

| INMUEBLES    | JR. JUNIN 319 |           |                           |            |          |                           | LAMPA 277 (UNIV.) PISO 8 |          |                           |          |          |                           |          |          |                           |
|--------------|---------------|-----------|---------------------------|------------|----------|---------------------------|--------------------------|----------|---------------------------|----------|----------|---------------------------|----------|----------|---------------------------|
|              | 692596        |           |                           | 2125691    |          |                           | 259194                   |          |                           | 250394   |          |                           | 276601   |          |                           |
| MESES        | 2015 S/.      | 2016 S/.  | VARIACIÓN DEL CONSUMO S/. | 2015 S/.   | 2016 S/. | VARIACIÓN DEL CONSUMO S/. | 2015 S/.                 | 2016 S/. | VARIACIÓN DEL CONSUMO S/. | 2015 S/. | 2016 S/. | VARIACIÓN DEL CONSUMO S/. | 2015 S/. | 2016 S/. | VARIACIÓN DEL CONSUMO S/. |
| 1 ENERO      | 51,731.00     | 87,123.50 | 15,392.50                 | 6,483.00   | 8,850.00 | 2,367.00                  | 981.00                   | 0.00     | -981.00                   | 0.00     | 5.00     | 5.00                      | 338.50   | 5.50     | -331.00                   |
| 2 FEBRERO    | 63,296.00     |           |                           | 14,000.00  |          |                           | 1,895.00                 |          |                           | 6.50     |          |                           | 42.50    |          |                           |
| 3 MARZO      | 72,398.50     |           |                           | 19,028.00  |          |                           | 1,612.50                 |          |                           | 4.50     |          |                           | 42.50    |          |                           |
| 4 ABRIL      | 68,573.50     |           |                           | 16,565.50  |          |                           | 1,858.00                 |          |                           | 4.50     |          |                           | 62.00    |          |                           |
| 5 MAYO       | 65,255.50     |           |                           | 15,892.00  |          |                           | 1,947.00                 |          |                           | 0.00     |          |                           | 42.00    |          |                           |
| 6 JUNIO      | 60,668.00     |           |                           | 13,964.00  |          |                           | 1,995.50                 |          |                           | 2.00     |          |                           | 27.50    |          |                           |
| 7 JULIO      | 69,020.50     |           |                           | 12,769.50  |          |                           | 1,997.00                 |          |                           | 6.00     |          |                           | 32.00    |          |                           |
| 8 AGOSTO     | 64,824.00     |           |                           | 11,838.00  |          |                           | 1,989.50                 |          |                           | 4.50     |          |                           | 33.00    |          |                           |
| 9 SEPTIEMBRE | 68,311.50     |           |                           | 11,463.50  |          |                           | 1,238.00                 |          |                           | 5.50     |          |                           | 26.50    |          |                           |
| 10 OCTUBRE   | 62,743.00     |           |                           | 9,359.00   |          |                           | 1,855.00                 |          |                           | 5.00     |          |                           | 5.00     |          |                           |
| 11 NOVIEMBRE | 62,902.50     |           |                           | 8,212.00   |          |                           | 1,802.00                 |          |                           | 3.00     |          |                           | 5.50     |          |                           |
| 12 DICIEMBRE | 61,388.50     |           |                           | 7,786.00   |          |                           | 0.00                     |          |                           | 5.50     |          |                           | 5.00     |          |                           |
| TOTAL S/.    | 760,792.50    |           | 15,392.50                 | 149,719.50 |          | 2,367.00                  | 18,966.50                |          | -981.00                   | 49.00    |          | 5.00                      | 860.50   |          | -331.00                   |

| INMUEBLES    | JR. LAMPA Nº 277 - PISO 8 |          |                           | JR. LAMPA Nº 274 |          |                           | JR. LAMPA Nº 277 - PISO 5 |          |                           | JR. LAMPA Nº 277 - PISO 5 |          |                           | JR. LAMPA Nº 273 - PISO 6 |          |                           |
|--------------|---------------------------|----------|---------------------------|------------------|----------|---------------------------|---------------------------|----------|---------------------------|---------------------------|----------|---------------------------|---------------------------|----------|---------------------------|
|              | 257823                    |          |                           | 169543           |          |                           | 1756150                   |          |                           | 1756451                   |          |                           | 1756141                   |          |                           |
| MESES        | 2015 S/.                  | 2016 S/. | VARIACIÓN DEL CONSUMO S/. | 2015 S/.         | 2016 S/. | VARIACIÓN DEL CONSUMO S/. | 2015 S/.                  | 2016 S/. | VARIACIÓN DEL CONSUMO S/. | 2015 S/.                  | 2016 S/. | VARIACIÓN DEL CONSUMO S/. | 2015 S/.                  | 2016 S/. | VARIACIÓN DEL CONSUMO S/. |
| 1 ENERO      | 753.00                    | 5.00     | -748.00                   | 311.50           | 328.50   | 15.00                     | 0.00                      | 8.00     | 8.00                      | 0.00                      | 5.50     | 5.50                      | 0.00                      | 5.00     | 5.00                      |
| 2 FEBRERO    | 484.00                    |          |                           | 314.50           |          |                           | 7.00                      |          | -7.00                     | 8.50                      |          |                           | 8.00                      |          |                           |
| 3 MARZO      | 0.00                      |          |                           | 291.50           |          |                           | 4.00                      |          | -4.00                     | 4.50                      |          |                           | 4.50                      |          |                           |
| 4 ABRIL      | 0.00                      |          |                           | 339.50           |          |                           | 4.50                      |          | -4.50                     | 4.50                      |          |                           | 4.50                      |          |                           |
| 5 MAYO       | 0.00                      |          |                           | 311.50           |          |                           | 0.00                      |          | 0.00                      | 0.00                      |          |                           | 0.00                      |          |                           |
| 6 JUNIO      | 0.00                      |          |                           | 308.00           |          |                           | 0.00                      |          | 0.00                      | 1.50                      |          |                           | 2.50                      |          |                           |
| 7 JULIO      | 0.00                      |          |                           | 328.00           |          |                           | 4.50                      |          | -4.50                     | 0.00                      |          |                           | 5.50                      |          |                           |
| 8 AGOSTO     | 0.00                      |          |                           | 316.00           |          |                           | 5.00                      |          | -5.00                     | 4.50                      |          |                           | 5.00                      |          |                           |
| 9 SEPTIEMBRE | 0.00                      |          |                           | 337.00           |          |                           | 5.00                      |          | -5.00                     | 5.00                      |          |                           | 5.00                      |          |                           |
| 10 OCTUBRE   | 0.00                      |          |                           | 312.00           |          |                           | 5.00                      |          | -5.00                     | 5.00                      |          |                           | 5.00                      |          |                           |
| 11 NOVIEMBRE | 0.00                      |          |                           | 349.00           |          |                           | 5.00                      |          | -5.00                     | 5.50                      |          |                           | 5.00                      |          |                           |
| 12 DICIEMBRE | 5.00                      |          |                           | 340.50           |          |                           | 5.50                      |          | -5.50                     | 5.00                      |          |                           | 5.00                      |          |                           |
| TOTAL S/.    | 1,222.00                  |          | -748.00                   | 3,848.00         |          | 15.00                     | 48.00                     |          | -41.00                    | 48.00                     |          | 5.50                      | 48.50                     |          | 5.00                      |

| INMUEBLES    | JR. LAMPA Nº 277 |          |                           | JR. LAMPA Nº 277 - PISO 6 |          |                           | JR. LAMPA Nº 277 - PISO 6 |          |                           | JR. LAMPA Nº 273 - PISO 6 |          |                           |          |          |                           |
|--------------|------------------|----------|---------------------------|---------------------------|----------|---------------------------|---------------------------|----------|---------------------------|---------------------------|----------|---------------------------|----------|----------|---------------------------|
|              | 1731771          |          |                           | 1731760                   |          |                           | 235594                    |          |                           | 258967                    |          |                           | 255800   |          |                           |
| MESES        | 2015 S/.         | 2016 S/. | VARIACIÓN DEL CONSUMO S/. | 2015 S/.                  | 2016 S/. | VARIACIÓN DEL CONSUMO S/. | 2015 S/.                  | 2016 S/. | VARIACIÓN DEL CONSUMO S/. | 2015 S/.                  | 2016 S/. | VARIACIÓN DEL CONSUMO S/. | 2015 S/. | 2016 S/. | VARIACIÓN DEL CONSUMO S/. |
| 1 ENERO      | 0.00             | 5.00     | 5.00                      | 0.00                      | 5.50     | 5.50                      | 0.00                      | 5.00     | 5.00                      | 4.00                      | 5.00     | 1.00                      | 4.50     | 5.50     | 1.00                      |
| 2 FEBRERO    | 0.00             |          |                           | 0.00                      |          |                           | 0.00                      |          |                           | 4.50                      |          |                           | 4.00     |          |                           |
| 3 MARZO      | 0.00             |          |                           | 0.00                      |          |                           | 0.00                      |          |                           | 4.50                      |          |                           | 4.50     |          |                           |
| 4 ABRIL      | 0.00             |          |                           | 0.00                      |          |                           | 0.00                      |          |                           | 4.50                      |          |                           | 4.50     |          |                           |
| 5 MAYO       | 0.00             |          |                           | 0.00                      |          |                           | 0.00                      |          |                           | 0.00                      |          |                           | 0.00     |          |                           |
| 6 JUNIO      | 0.00             |          |                           | 0.00                      |          |                           | 0.00                      |          |                           | 3.00                      |          |                           | 0.00     |          |                           |
| 7 JULIO      | 0.00             |          |                           | 0.00                      |          |                           | 0.00                      |          |                           | 4.50                      |          |                           | 0.00     |          |                           |
| 8 AGOSTO     | 0.00             |          |                           | 0.00                      |          |                           | 0.00                      |          |                           | 4.80                      |          |                           | 0.00     |          |                           |
| 9 SEPTIEMBRE | 0.00             |          |                           | 0.00                      |          |                           | 0.00                      |          |                           | 5.00                      |          |                           | 2.50     |          |                           |
| 10 OCTUBRE   | 0.00             |          |                           | 0.00                      |          |                           | 0.00                      |          |                           | 5.00                      |          |                           | 5.50     |          |                           |
| 11 NOVIEMBRE | 0.00             |          |                           | 0.00                      |          |                           | 0.00                      |          |                           | 5.50                      |          |                           | 5.00     |          |                           |
| 12 DICIEMBRE | 6.50             |          |                           | 3.50                      |          |                           | 6.00                      |          |                           | 5.00                      |          |                           | 5.00     |          |                           |
| TOTAL S/.    | 6.50             |          | 5.00                      | 5.50                      |          | 5.50                      | 6.00                      |          | 5.00                      | 50.00                     |          | 1.00                      | 35.50    |          | 1.00                      |

OFICINA GENERAL DE ADMINISTRACIÓN  
Director  
MEF

JULIO 2016

CONSUMO DE ENERGIA ELECTRICA 2016  
COMPARACION MENSUAL AÑOS 2015 - 2016

| INMUEBLES    | J.R. LAMPA ESQ. JUNIN PISO 8 |          |                           | J.R. LAMPA Nº 277-C |          |                           | J.R. LAMPA Nº 580 |          |                           | J.R. LAMPA Nº 277 -2 Y 3 PISO |          |                           | J.R. LAMPA Nº 277 - PISO 6 |          |                           |
|--------------|------------------------------|----------|---------------------------|---------------------|----------|---------------------------|-------------------|----------|---------------------------|-------------------------------|----------|---------------------------|----------------------------|----------|---------------------------|
|              | 2015 S/.                     | 2016 S/. | VARIACIÓN DEL CONSUMO S/. | 2015 S/.            | 2016 S/. | VARIACIÓN DEL CONSUMO S/. | 2015 S/.          | 2016 S/. | VARIACIÓN DEL CONSUMO S/. | 2015 S/.                      | 2016 S/. | VARIACIÓN DEL CONSUMO S/. | 2015 S/.                   | 2016 S/. | VARIACIÓN DEL CONSUMO S/. |
| 1 ENERO      | 1,488.50                     | 5.50     | -1,484.00                 | 0.00                | 5.00     | 5.00                      | 2,083.50          | 117.00   | -1,968.50                 | 983.50                        | 9.00     | -944.50                   | 0.00                       | 5.00     | 5.00                      |
| 2 FEBRERO    | 1,332.50                     |          |                           | 0.00                |          |                           | 1,772.50          |          |                           | 488.50                        |          |                           | 4.50                       |          |                           |
| 3 MARZO      | 1,186.00                     |          |                           | 0.00                |          |                           | 2,487.50          |          |                           | 8.00                          |          |                           | 4.50                       |          |                           |
| 4 ABRIL      | 1,091.00                     |          |                           | 0.00                |          |                           | 2,817.00          |          |                           | 7.50                          |          |                           | 4.50                       |          |                           |
| 5 MAYO       | 905.50                       |          |                           | 0.00                |          |                           | 3,184.00          |          |                           | 8.00                          |          |                           | 3.00                       |          |                           |
| 6 JUNIO      | 4.50                         |          |                           | 0.00                |          |                           | 8,282.00          |          |                           | 7.50                          |          |                           | 4.50                       |          |                           |
| 7 JULIO      | 11.50                        |          |                           | 0.00                |          |                           | 2,182.00          |          |                           | 11.50                         |          |                           | 4.50                       |          |                           |
| 8 AGOSTO     | 5.00                         |          |                           | 0.00                |          |                           | 2,173.50          |          |                           | 8.00                          |          |                           | 5.00                       |          |                           |
| 9 SEPTIEMBRE | 8.00                         |          |                           | 0.00                |          |                           | 2,184.50          |          |                           | 8.50                          |          |                           | 5.00                       |          |                           |
| 10 OCTUBRE   | 5.00                         |          |                           | 0.00                |          |                           | 2,230.00          |          |                           | 8.00                          |          |                           | 5.00                       |          |                           |
| 11 NOVIEMBRE | 5.00                         |          |                           | 0.00                |          |                           | 1,743.00          |          |                           | 9.00                          |          |                           | 5.00                       |          |                           |
| 12 DICIEMBRE | 5.00                         |          |                           | 0.00                |          |                           | 115.50            |          |                           | 9.00                          |          |                           | 5.00                       |          |                           |
| TOTAL S/.    | 5,996.00                     |          | -1,484.00                 | 6.00                |          | 5.00                      | 29,024.00         |          | -1,968.50                 | 1,528.00                      |          | -944.50                   | 51.00                      |          | 5.00                      |

| INMUEBLES    | J.R. LAMPA Nº 277 (UNIV.) PISO 6 |          |                           | J.R. A. MIROQUESADA Nº 320 |          |                           | AV. JAVIER PRADO OESTE Nº 1115-SAN ISIDRO |          |                           |            |           |                           |           |          |        |
|--------------|----------------------------------|----------|---------------------------|----------------------------|----------|---------------------------|---|----------|---------------------------|------------|-----------|---------------------------|-----------|----------|--------|
|              | 2015 S/.                         | 2016 S/. | VARIACIÓN DEL CONSUMO S/. | 2015 S/.                   | 2016 S/. | VARIACIÓN DEL CONSUMO S/. | 2015 S/.                                  | 2016 S/. | VARIACIÓN DEL CONSUMO S/. | 2015 S/.   | 2016 S/.  | VARIACIÓN DEL CONSUMO S/. |           |          |        |
| 1 ENERO      | 0.00                             | 5.50     | 5.50                      | 0.00                       | 5.50     | 5.50                      | 0.00                                      | 5.00     | 5.00                      | 18,917.00  | 22,394.50 | 3,477.50                  | 3,283.50  | 4,003.90 | 748.40 |
| 2 FEBRERO    | 0.00                             |          |                           | 5.50                       |          |                           | 5.00                                      |          |                           | 17,280.60  |           |                           | 4,387.80  |          |        |
| 3 MARZO      | 0.00                             |          |                           | 4.50                       |          |                           | 4.50                                      |          |                           | 20,018.60  |           |                           | 4,384.00  |          |        |
| 4 ABRIL      | 0.00                             |          |                           | 4.50                       |          |                           | 4.50                                      |          |                           | 20,037.50  |           |                           | 4,226.80  |          |        |
| 5 MAYO       | 0.00                             |          |                           | 0.00                       |          |                           | 2.50                                      |          |                           | 20,915.00  |           |                           | 3,787.80  |          |        |
| 6 JUNIO      | 0.00                             |          |                           | 3.50                       |          |                           | 4.50                                      |          |                           | 21,046.00  |           |                           | 3,887.80  |          |        |
| 7 JULIO      | 0.00                             |          |                           | 5.00                       |          |                           | 5.00                                      |          |                           | 22,443.00  |           |                           | 3,684.80  |          |        |
| 8 AGOSTO     | 0.00                             |          |                           | 4.50                       |          |                           | 4.50                                      |          |                           | 21,077.50  |           |                           | 3,537.20  |          |        |
| 9 SEPTIEMBRE | 0.00                             |          |                           | 5.00                       |          |                           | 5.00                                      |          |                           | 21,288.00  |           |                           | 4,002.90  |          |        |
| 10 OCTUBRE   | 0.00                             |          |                           | 5.00                       |          |                           | 5.00                                      |          |                           | 21,138.00  |           |                           | 3,211.90  |          |        |
| 11 NOVIEMBRE | 0.00                             |          |                           | 5.00                       |          |                           | 4.50                                      |          |                           | 21,004.00  |           |                           | 3,330.00  |          |        |
| 12 DICIEMBRE | 0.00                             |          |                           | 41.00                      |          |                           | 5.00                                      |          |                           | 20,253.50  |           |                           | 3,417.70  |          |        |
| TOTAL S/.    | 0.00                             |          | 5.50                      | 84.00                      |          | 5.50                      | 50.00                                     |          | 5.00                      | 248,647.50 |           | 3,477.50                  | 45,081.80 |          | 748.40 |

| INMUEBLES    | CONTRALMIRANTE MORA Nº 301 - CALLAO |          |                           | J.R. LAMPA Nº 277 - PISO 3 |          |                           | J.R. DIEZ CANSECO Nº 250 - MIRAFLORES |          |                           | CALLE OMEGA 277 URB. PQUE. IND. - CALLAO |          |                           |          |          |                           |
|--------------|-------------------------------------|----------|---------------------------|----------------------------|----------|---------------------------|---------------------------------------|----------|---------------------------|--|----------|---------------------------|----------|----------|---------------------------|
|              | 2015 S/.                            | 2016 S/. | VARIACIÓN DEL CONSUMO S/. | 2015 S/.                   | 2016 S/. | VARIACIÓN DEL CONSUMO S/. | 2015 S/.                              | 2016 S/. | VARIACIÓN DEL CONSUMO S/. | 2015 S/.                                 | 2016 S/. | VARIACIÓN DEL CONSUMO S/. | 2015 S/. | 2016 S/. | VARIACIÓN DEL CONSUMO S/. |
| 1 ENERO      | 138.00                              | 248.50   | 110.50                    | 2,891.50                   | 4,116.50 | 1,485.00                  | 8,454.40                              | 8,484.40 | 2,030.00                  | 3,368.60                                 | 5,909.00 | 2,540.40                  | 624.00   | 808.50   | 184.50                    |
| 2 FEBRERO    | 121.90                              |          |                           | 4,148.00                   |          |                           | 3,634.30                              |          |                           | 5,897.30                                 |          |                           | 814.00   |          |                           |
| 3 MARZO      | 127.80                              |          |                           | 5,054.00                   |          |                           | 8,664.30                              |          |                           | 6,114.50                                 |          |                           | 577.98   |          |                           |
| 4 ABRIL      | 146.50                              |          |                           | 5,030.50                   |          |                           | 6,794.80                              |          |                           | 6,782.60                                 |          |                           | 588.00   |          |                           |
| 5 MAYO       | 195.00                              |          |                           | 4,480.00                   |          |                           | 8,882.70                              |          |                           | 4,889.90                                 |          |                           | 585.50   |          |                           |
| 6 JUNIO      | 198.60                              |          |                           | 3,933.00                   |          |                           | 7,832.90                              |          |                           | 4,082.30                                 |          |                           | 603.50   |          |                           |
| 7 JULIO      | 256.00                              |          |                           | 3,815.00                   |          |                           | 7,650.10                              |          |                           | 4,404.80                                 |          |                           | 667.50   |          |                           |
| 8 AGOSTO     | 222.00                              |          |                           | 3,462.50                   |          |                           | 7,814.90                              |          |                           | 3,904.60                                 |          |                           | 642.81   |          |                           |
| 9 SEPTIEMBRE | 264.50                              |          |                           | 3,750.50                   |          |                           | 8,183.10                              |          |                           | 3,727.30                                 |          |                           | 788.00   |          |                           |
| 10 OCTUBRE   | 242.80                              |          |                           | 3,180.50                   |          |                           | 7,800.80                              |          |                           | 3,358.50                                 |          |                           | 684.00   |          |                           |
| 11 NOVIEMBRE | 258.50                              |          |                           | 3,272.50                   |          |                           | 8,183.30                              |          |                           | 3,359.70                                 |          |                           | 701.50   |          |                           |
| 12 DICIEMBRE | 258.00                              |          |                           | 3,890.50                   |          |                           | 8,357.00                              |          |                           | 4,067.30                                 |          |                           | 674.50   |          |                           |
| TOTAL S/.    | 2,353.50                            |          | 110.50                    | 46,469.50                  |          | 1,485.00                  | 86,162.40                             |          | 2,030.00                  | 53,487.70                                |          | 2,540.40                  | 7,688.81 |          | 184.50                    |

OFICINA GENERAL DE ADMINISTRACION  
DIRECCION DE ABASTECIMIENTO  
DIRECTOR  
M. P.



**CONSUMO DE ENERGIA ELECTRICA 2016  
COMPARACION MENSUAL AÑOS 2015 - 2016**

| INMUEBLES    | BAMBUES ESQ. CALLE 7 URB. LOS SIRIUS-LA MOLINA |          |                       | AV. JAVIER PRADO ESTE Nº 1111 - LA VICTORIA |       |                       | JR. LAMPA Nº 580-594 CDO. DE LIMA |           |                       | AV. REP. DE PANAMA Nº 3629 SAN ISIDRO-LIMA |      |                       | AV. REP. DE PANAMA Nº 3629 SAN ISIDRO - LIMA |          |                       |
|--------------|--|----------|-----------------------|---|-------|-----------------------|-----------------------------------|-----------|-----------------------|--|------|-----------------------|--|----------|-----------------------|
|              | 2015   | 2016     | VARIACION DEL CONSUMO | 2015  | 2016  | VARIACION DEL CONSUMO | 2015                              | 2016      | VARIACION DEL CONSUMO | 2015                                       | 2016 | VARIACION DEL CONSUMO | 2015   | 2016     | VARIACION DEL CONSUMO |
| SUBINSTRITO  | 1295397  |          |                       | 327434                                      |       |                       | 2700048                           |           |                       | 527054                                     |      |                       | 527052                                       |          |                       |
| MESES        | 2015   | 2016     | VARIACION DEL CONSUMO | 2015  | 2016  | VARIACION DEL CONSUMO | 2015                              | 2016      | VARIACION DEL CONSUMO | 2015                                       | 2016 | VARIACION DEL CONSUMO | 2015   | 2016     | VARIACION DEL CONSUMO |
| 1 ENERO      | 1,977.40                                       | 3,709.90 | 1,732.50              | 0.00  | 87.40 | 87.40                 | 0.00                              | 11,600.50 | 11,600.50             | 0.00                                       | 5.30 | 5.30                  | 0.00   | 3,618.10 | 3,618.10              |
| 2 FEBRERO    | 2,128.20                                       |          |                       | 0.00  |       |                       | 0.00                              |           |                       | 0.00                                       |      |                       | 0.00   |          |                       |
| 3 MARZO      | 1,965.90                                       |          |                       | 0.00  |       |                       | 0.00                              |           |                       | 0.00                                       |      |                       | 0.00   |          |                       |
| 4 ABRIL      | 2,149.90                                       |          |                       | 0.00  |       |                       | 0.00                              |           |                       | 0.00                                       |      |                       | 0.00   |          |                       |
| 5 MAYO       | 2,297.30                                       |          |                       | 0.00  |       |                       | 0.00                              |           |                       | 0.00                                       |      |                       | 0.00   |          |                       |
| 6 JUNIO      | 2,251.50                                       |          |                       | 23.30                                       |       |                       | 0.00                              |           |                       | 0.00                                       |      |                       | 0.00   |          |                       |
| 7 JULIO      | 2,221.00                                       |          |                       | 50.00                                       |       |                       | 6,091.00                          |           |                       | 0.00                                       |      |                       | 0.00   |          |                       |
| 8 AGOSTO     | 2,907.10                                       |          |                       | 37.00                                       |       |                       | 4,181.00                          |           |                       | 0.00                                       |      |                       | 0.00   |          |                       |
| 9 SEPTIEMBRE | 3,217.20                                       |          |                       | 75.70                                       |       |                       | 3,669.00                          |           |                       | 0.00                                       |      |                       | 0.00   |          |                       |
| 10 OCTUBRE   | 3,450.10                                       |          |                       | 52.40                                       |       |                       | 6,097.00                          |           |                       | 0.00                                       |      |                       | 0.00   |          |                       |
| 11 NOVIEMBRE | 3,223.10                                       |          |                       | 62.80                                       |       |                       | 6,911.00                          |           |                       | 5.20                                       |      |                       | 0.00   |          |                       |
| 12 DICIEMBRE | 3,418.40                                       |          |                       | 84.70                                       |       |                       | 10,719.50                         |           |                       | 5.30                                       |      |                       | 1,830.30                                     |          |                       |
| TOTAL S/.    | 31,465.10                                      |          | 1,732.10              | 355.00                                      |       | 67.40                 | 41,888.50                         |           | 11,600.50             | 10.50                                      |      | 5.30                  | 1,830.30                                     |          | 3,618.10              |

| INMUEBLES    | AV. REP. DE PANAMA Nº 3629 SAN ISIDRO - LIMA |          |                       |
|--------------|--|----------|-----------------------|
| SUBINSTRITO  | 1151721                                      |          |                       |
| MESES        | 2015   | 2016     | VARIACION DEL CONSUMO |
| 1 ENERO      | 0.00   | 2,403.30 | 2,403.30              |
| 2 FEBRERO    | 0.00   |          |                       |
| 3 MARZO      | 0.00   |          |                       |
| 4 ABRIL      | 0.00   |          |                       |
| 5 MAYO       | 0.00   |          |                       |
| 6 JUNIO      | 0.00   |          |                       |
| 7 JULIO      | 0.00   |          |                       |
| 8 AGOSTO     | 0.00   |          |                       |
| 9 SEPTIEMBRE | 0.00   |          |                       |
| 10 OCTUBRE   | 0.00   |          |                       |
| 11 NOVIEMBRE | 0.00   |          |                       |
| 12 DICIEMBRE | 1,241.30                                     |          |                       |
| TOTAL S/.    | 1,241.30                                     |          | 2,403.30              |


**CONSUMO DE ENERGÍA ELECTRICA 2016**  
**ENERO 2016**

| LOCAL:           |                 | JR. JUNIN 319         |                           |       |                 |                       |                           |       |                 | LAMPA 277 (UNIV.) PISO 8 |                           |     |                 |                       |                           |     |                 |                       |                           |     |   |
|------------------|-----------------|-----------------------|---------------------------|-------|-----------------|-----------------------|---------------------------|-------|-----------------|--------------------------|---------------------------|-----|-----------------|-----------------------|---------------------------|-----|-----------------|-----------------------|---------------------------|-----|---|
| SUMINISTRO       |                 | 692296                |                           |       |                 | 232551                |                           |       |                 | 253393                   |                           |     |                 | 253394                |                           |     |                 | 245802                |                           |     |   |
| TIPO DE TARIFA:  |                 | BT2                   |                           |       |                 | BT3                   |                           |       |                 | BT5B                     |                           |     |                 | BT5B                  |                           |     |                 | BT5B                  |                           |     |   |
| MESES            | N° DE TRABAJAD. | SUB TOTAL DEL MES S/. | CONSUMO DE ENERGÍA (KW.h) |       | N° DE TRABAJAD. | SUB TOTAL DEL MES S/. | CONSUMO DE ENERGÍA (KW.h) |       | N° DE TRABAJAD. | SUB TOTAL DEL MES S/.    | CONSUMO DE ENERGÍA (KW.h) |     | N° DE TRABAJAD. | SUB TOTAL DEL MES S/. | CONSUMO DE ENERGÍA (KW.h) |     | N° DE TRABAJAD. | SUB TOTAL DEL MES S/. | CONSUMO DE ENERGÍA (KW.h) |     |   |
|                  |                 |                       | HP                        | HFP   |                 |                       | HP                        | HFP   |                 |                          | HP                        | HFP |                 |                       | HP                        | HFP |                 |                       | HP                        | HFP |   |
| 1                | ENERO           | 1,072                 | 87,123.50                 | 95.40 | 433.15          | 576                   | 8,850.00                  | 16.10 | 91.68           | 63                       | 0.00                      | 0   | 0               | 0                     | 5.00                      | 0   | 0               | 63                    | 5.50                      | 0   | 0 |
| 2                | FEBRERO         | 1,072                 |                           |       |                 | 576                   |                           |       |                 | 63                       |                           |     |                 | 0                     |                           |     |                 | 63                    |                           |     |   |
| 3                | MARZO           | 1,072                 |                           |       |                 | 576                   |                           |       |                 | 63                       |                           |     |                 | 0                     |                           |     |                 | 63                    |                           |     |   |
| 4                | ABRIL           | 1,072                 |                           |       |                 | 576                   |                           |       |                 | 63                       |                           |     |                 | 0                     |                           |     |                 | 63                    |                           |     |   |
| 5                | MAYO            | 1,072                 |                           |       |                 | 576                   |                           |       |                 | 63                       |                           |     |                 | 0                     |                           |     |                 | 63                    |                           |     |   |
| 6                | JUNIO           | 1,072                 |                           |       |                 | 576                   |                           |       |                 | 63                       |                           |     |                 | 0                     |                           |     |                 | 63                    |                           |     |   |
| 7                | JULIO           | 1,072                 |                           |       |                 | 576                   |                           |       |                 | 63                       |                           |     |                 | 0                     |                           |     |                 | 63                    |                           |     |   |
| 8                | AGOSTO          | 1,072                 |                           |       |                 | 576                   |                           |       |                 | 63                       |                           |     |                 | 0                     |                           |     |                 | 63                    |                           |     |   |
| 9                | SEPTIEMBRE      | 1,072                 |                           |       |                 | 576                   |                           |       |                 | 63                       |                           |     |                 | 0                     |                           |     |                 | 63                    |                           |     |   |
| 10               | OCTUBRE         | 1,072                 |                           |       |                 | 576                   |                           |       |                 | 63                       |                           |     |                 | 0                     |                           |     |                 | 63                    |                           |     |   |
| 11               | NOVIEMBRE       | 1,072                 |                           |       |                 | 576                   |                           |       |                 | 63                       |                           |     |                 | 0                     |                           |     |                 | 63                    |                           |     |   |
| 12               | DICIEMBRE       | 1,072                 |                           |       |                 | 576                   |                           |       |                 | 63                       |                           |     |                 | 0                     |                           |     |                 | 63                    |                           |     |   |
| <b>TOTAL S/.</b> |                 |                       | 87,123.50                 | 95.40 | 433.15          |                       | 8,850.00                  | 16.10 | 91.68           |                          | 0.00                      | 0   | 0               |                       | 5.00                      | 0   | 0               |                       | 5.50                      | 0   | 0 |

| LOCAL:           |                 | JR. LAMPA 277 (UNIV.) PISO 8 |                           |     |                 | JR. LAMPA 274 - COCHERA |                           |     |                 | JR. LAMPA 277 (UNIV.) PISO 5 |                           |     |                 | JR. LAMPA 277 (UNIV.) PISO 5 |                           |     |                 |                       |                           |     |   |
|------------------|-----------------|------------------------------|---------------------------|-----|-----------------|-------------------------|---------------------------|-----|-----------------|------------------------------|---------------------------|-----|-----------------|------------------------------|---------------------------|-----|-----------------|-----------------------|---------------------------|-----|---|
| SUMINISTRO       |                 | 247825                       |                           |     |                 | 185541                  |                           |     |                 | 1752450                      |                           |     |                 | 1755451                      |                           |     |                 | 1755447               |                           |     |   |
| TIPO DE TARIFA:  |                 | BT5B                         |                           |     |                 | BT5B                    |                           |     |                 | BT5B                         |                           |     |                 | BT5B                         |                           |     |                 | BT5B                  |                           |     |   |
| MESES            | N° DE TRABAJAD. | SUB TOTAL DEL MES S/.        | CONSUMO DE ENERGÍA (KW.h) |     | N° DE TRABAJAD. | SUB TOTAL DEL MES S/.   | CONSUMO DE ENERGÍA (KW.h) |     | N° DE TRABAJAD. | SUB TOTAL DEL MES S/.        | CONSUMO DE ENERGÍA (KW.h) |     | N° DE TRABAJAD. | SUB TOTAL DEL MES S/.        | CONSUMO DE ENERGÍA (KW.h) |     | N° DE TRABAJAD. | SUB TOTAL DEL MES S/. | CONSUMO DE ENERGÍA (KW.h) |     |   |
|                  |                 |                              | HP                        | HFP |                 |                         | HP                        | HFP |                 |                              | HP                        | HFP |                 |                              | HP                        | HFP |                 |                       | HP                        | HFP |   |
| 1                | ENERO           | 63                           | 5.00                      | 0   | 0               | 2                       | 328.50                    | 0   | 0               | 0                            | 5.00                      | 0   | 0               | 0                            | 5.50                      | 0   | 0               | 0                     | 5.00                      | 0   | 0 |
| 2                | FEBRERO         | 63                           |                           |     |                 | 2                       |                           |     |                 | 0                            |                           |     |                 | 0                            |                           |     |                 | 0                     |                           |     |   |
| 3                | MARZO           | 0                            |                           |     |                 | 2                       |                           |     |                 | 0                            |                           |     |                 | 0                            |                           |     |                 | 0                     |                           |     |   |
| 4                | ABRIL           | 0                            |                           |     |                 | 2                       |                           |     |                 | 0                            |                           |     |                 | 0                            |                           |     |                 | 0                     |                           |     |   |
| 5                | MAYO            | 0                            |                           |     |                 | 2                       |                           |     |                 | 0                            |                           |     |                 | 0                            |                           |     |                 | 0                     |                           |     |   |
| 6                | JUNIO           | 0                            |                           |     |                 | 2                       |                           |     |                 | 0                            |                           |     |                 | 0                            |                           |     |                 | 0                     |                           |     |   |
| 7                | JULIO           | 0                            |                           |     |                 | 2                       |                           |     |                 | 0                            |                           |     |                 | 0                            |                           |     |                 | 0                     |                           |     |   |
| 8                | AGOSTO          | 0                            |                           |     |                 | 2                       |                           |     |                 | 0                            |                           |     |                 | 0                            |                           |     |                 | 0                     |                           |     |   |
| 9                | SEPTIEMBRE      | 0                            |                           |     |                 | 2                       |                           |     |                 | 0                            |                           |     |                 | 0                            |                           |     |                 | 0                     |                           |     |   |
| 10               | OCTUBRE         | 0                            |                           |     |                 | 2                       |                           |     |                 | 0                            |                           |     |                 | 0                            |                           |     |                 | 0                     |                           |     |   |
| 11               | NOVIEMBRE       | 0                            |                           |     |                 | 2                       |                           |     |                 | 0                            |                           |     |                 | 0                            |                           |     |                 | 0                     |                           |     |   |
| 12               | DICIEMBRE       | 0                            |                           |     |                 | 2                       |                           |     |                 | 0                            |                           |     |                 | 0                            |                           |     |                 | 0                     |                           |     |   |
| <b>TOTAL S/.</b> |                 |                              | 5.00                      | 0   | 0               |                         | 328.50                    | 0   | 0               |                              | 5.00                      | 0   | 0               |                              | 5.50                      | 0   | 0               |                       | 5.00                      | 0   | 0 |





**CONSUMO DE ENERGÍA ELECTRICA 2016**  
**ENERO 2016**

| LOCAL:            | JR. LAMPA 277 (UNIV.) PISO 7 |                        |                           |          |                 |                        |                           |          | JR. LAMPA 277 (UNIV.) PISO 6 |                        |                           |          |                 |                        |                           |          | JR. LAMPA 273 (UNIV.) PISO 6 |                        |                           |          |  |  |  |  |
|-------------------|------------------------------|------------------------|---------------------------|----------|-----------------|------------------------|---------------------------|----------|------------------------------|------------------------|---------------------------|----------|-----------------|------------------------|---------------------------|----------|------------------------------|------------------------|---------------------------|----------|--|--|--|--|
| SUMINISTRO:       | 173174                       |                        |                           |          | 173376          |                        |                           |          | 258504                       |                        |                           |          | 154967          |                        |                           |          | 254936                       |                        |                           |          |  |  |  |  |
| TIPO DE TARIFA:   | BT5B                         |                        |                           |          | BT5B            |                        |                           |          | BT5B                         |                        |                           |          | BT5B            |                        |                           |          | BT5B                         |                        |                           |          |  |  |  |  |
| MESES             | Nº DE TRABAJAD.              | SUB TOTAL DEL MES \$/. | CONSUMO DE ENERGÍA (KW.h) |          | Nº DE TRABAJAD. | SUB TOTAL DEL MES \$/. | CONSUMO DE ENERGÍA (KW.h) |          | Nº DE TRABAJAD.              | SUB TOTAL DEL MES \$/. | CONSUMO DE ENERGÍA (KW.h) |          | Nº DE TRABAJAD. | SUB TOTAL DEL MES \$/. | CONSUMO DE ENERGÍA (KW.h) |          | Nº DE TRABAJAD.              | SUB TOTAL DEL MES \$/. | CONSUMO DE ENERGÍA (KW.h) |          |  |  |  |  |
|                   |                              |                        | HP                        | HFP      |                 |                        | HP                        | HFP      |                              |                        | HP                        | HFP      |                 |                        | HP                        | HFP      |                              |                        | HP                        | HFP      |  |  |  |  |
| 1 ENERO           | 0                            | 5.00                   | 0                         | 0        | 0               | 5.50                   | 0                         | 0        | 0                            | 5.00                   | 0                         | 0        | 0               | 5.00                   | 0                         | 0        | 0                            | 5.50                   | 0                         | 0        |  |  |  |  |
| 2 FEBRERO         | 0                            |                        |                           |          | 0               |                        |                           |          | 0                            |                        |                           |          | 0               |                        |                           |          | 0                            |                        |                           |          |  |  |  |  |
| 3 MARZO           | 0                            |                        |                           |          | 0               |                        |                           |          | 0                            |                        |                           |          | 0               |                        |                           |          | 0                            |                        |                           |          |  |  |  |  |
| 4 ABRIL           | 0                            |                        |                           |          | 0               |                        |                           |          | 0                            |                        |                           |          | 0               |                        |                           |          | 0                            |                        |                           |          |  |  |  |  |
| 5 MAYO            | 0                            |                        |                           |          | 0               |                        |                           |          | 0                            |                        |                           |          | 0               |                        |                           |          | 0                            |                        |                           |          |  |  |  |  |
| 6 JUNIO           | 0                            |                        |                           |          | 0               |                        |                           |          | 0                            |                        |                           |          | 0               |                        |                           |          | 0                            |                        |                           |          |  |  |  |  |
| 7 JULIO           | 0                            |                        |                           |          | 0               |                        |                           |          | 0                            |                        |                           |          | 0               |                        |                           |          | 0                            |                        |                           |          |  |  |  |  |
| 8 AGOSTO          | 0                            |                        |                           |          | 0               |                        |                           |          | 0                            |                        |                           |          | 0               |                        |                           |          | 0                            |                        |                           |          |  |  |  |  |
| 9 SEPTIEMBRE      | 0                            |                        |                           |          | 0               |                        |                           |          | 0                            |                        |                           |          | 0               |                        |                           |          | 0                            |                        |                           |          |  |  |  |  |
| 10 OCTUBRE        | 0                            |                        |                           |          | 0               |                        |                           |          | 0                            |                        |                           |          | 0               |                        |                           |          | 0                            |                        |                           |          |  |  |  |  |
| 11 NOVIEMBRE      | 0                            |                        |                           |          | 0               |                        |                           |          | 0                            |                        |                           |          | 0               |                        |                           |          | 0                            |                        |                           |          |  |  |  |  |
| 12 DICIEMBRE      | 0                            |                        |                           |          | 0               |                        |                           |          | 0                            |                        |                           |          | 0               |                        |                           |          | 0                            |                        |                           |          |  |  |  |  |
| <b>TOTAL \$/.</b> |                              | <b>5.00</b>            | <b>0</b>                  | <b>0</b> |                 | <b>5.50</b>            | <b>0</b>                  | <b>0</b> |                              | <b>5.00</b>            | <b>0</b>                  | <b>0</b> |                 | <b>5.00</b>            | <b>0</b>                  | <b>0</b> |                              | <b>5.50</b>            | <b>0</b>                  | <b>0</b> |  |  |  |  |

| LOCAL:            | JR. LAMPA 277 (UNIV.) PISO 8 |                        |                           |          | JR. LAMPA 277 - PISO 2 |                        |                           |          | JR. LAMPA 580   |                        |                           |              | JR. LAMPA 277 - 2 Y 3 PISO |                        |                           |          | JR. LAMPA 277 - PISO 6 |                        |                           |          |
|-------------------|------------------------------|------------------------|---------------------------|----------|------------------------|------------------------|---------------------------|----------|-----------------|------------------------|---------------------------|--------------|----------------------------|------------------------|---------------------------|----------|------------------------|------------------------|---------------------------|----------|
| SUMINISTRO:       | 246369                       |                        |                           |          | 173375                 |                        |                           |          | 5936            |                        |                           |              | 981266                     |                        |                           |          | 259386                 |                        |                           |          |
| TIPO DE TARIFA:   | BT5B                         |                        |                           |          | BT5B                   |                        |                           |          | BT4             |                        |                           |              | BT3                        |                        |                           |          | BT5B                   |                        |                           |          |
| MESES             | Nº DE TRABAJAD.              | SUB TOTAL DEL MES \$/. | CONSUMO DE ENERGÍA (KW.h) |          | Nº DE TRABAJAD.        | SUB TOTAL DEL MES \$/. | CONSUMO DE ENERGÍA (KW.h) |          | Nº DE TRABAJAD. | SUB TOTAL DEL MES \$/. | CONSUMO DE ENERGÍA (KW.h) |              | Nº DE TRABAJAD.            | SUB TOTAL DEL MES \$/. | CONSUMO DE ENERGÍA (KW.h) |          | Nº DE TRABAJAD.        | SUB TOTAL DEL MES \$/. | CONSUMO DE ENERGÍA (KW.h) |          |
|                   |                              |                        | HP                        | HFP      |                        |                        | HP                        | HFP      |                 |                        | HP                        | HFP          |                            |                        | HP                        | HFP      |                        |                        | HP                        | HFP      |
| 1 ENERO           | 63                           | 5.50                   | 0                         | 0        | 0                      | 5.00                   | 0                         | 0        | 80              | 117.00                 | 12.43                     | 17.84        | 0                          | 9.00                   | 0                         | 0        | 0                      | 5.00                   | 0                         | 0        |
| 2 FEBRERO         | 63                           |                        |                           |          | 0                      |                        |                           |          | 80              |                        |                           |              | 0                          |                        |                           |          | 0                      |                        |                           |          |
| 3 MARZO           | 63                           |                        |                           |          | 0                      |                        |                           |          | 80              |                        |                           |              | 0                          |                        |                           |          | 0                      |                        |                           |          |
| 4 ABRIL           | 63                           |                        |                           |          | 0                      |                        |                           |          | 80              |                        |                           |              | 0                          |                        |                           |          | 0                      |                        |                           |          |
| 5 MAYO            | 63                           |                        |                           |          | 0                      |                        |                           |          | 80              |                        |                           |              | 0                          |                        |                           |          | 0                      |                        |                           |          |
| 6 JUNIO           | 0                            |                        |                           |          | 0                      |                        |                           |          | 80              |                        |                           |              | 0                          |                        |                           |          | 0                      |                        |                           |          |
| 7 JULIO           | 0                            |                        |                           |          | 0                      |                        |                           |          | 80              |                        |                           |              | 0                          |                        |                           |          | 0                      |                        |                           |          |
| 8 AGOSTO          | 0                            |                        |                           |          | 0                      |                        |                           |          | 80              |                        |                           |              | 0                          |                        |                           |          | 0                      |                        |                           |          |
| 9 SEPTIEMBRE      | 0                            |                        |                           |          | 0                      |                        |                           |          | 80              |                        |                           |              | 0                          |                        |                           |          | 0                      |                        |                           |          |
| 10 OCTUBRE        | 0                            |                        |                           |          | 0                      |                        |                           |          | 80              |                        |                           |              | 0                          |                        |                           |          | 0                      |                        |                           |          |
| 11 NOVIEMBRE      | 0                            |                        |                           |          | 0                      |                        |                           |          | 80              |                        |                           |              | 0                          |                        |                           |          | 0                      |                        |                           |          |
| 12 DICIEMBRE      | 0                            |                        |                           |          | 0                      |                        |                           |          | 80              |                        |                           |              | 0                          |                        |                           |          | 0                      |                        |                           |          |
| <b>TOTAL \$/.</b> |                              | <b>5.50</b>            | <b>0</b>                  | <b>0</b> |                        | <b>5.00</b>            | <b>0</b>                  | <b>0</b> |                 | <b>117.00</b>          | <b>12.43</b>              | <b>17.84</b> |                            | <b>9.00</b>            | <b>0</b>                  | <b>0</b> |                        | <b>5.00</b>            | <b>0</b>                  | <b>0</b> |

| LOCAL:            | JR. LAMPA 277 (UNIV.) PISO 6 |                        |                           |          |                 |                        |                           |          | MIROQUEZADA Nº 320 |                        |                           |          |                 |                        |                           |                  | JAVIER PRADO OESTE Nº 1115 |                        |                           |              |  |  |  |  |
|-------------------|------------------------------|------------------------|---------------------------|----------|-----------------|------------------------|---------------------------|----------|--------------------|------------------------|---------------------------|----------|-----------------|------------------------|---------------------------|------------------|----------------------------|------------------------|---------------------------|--------------|--|--|--|--|
| SUMINISTRO:       | 258595                       |                        |                           |          | 259034          |                        |                           |          | 259049             |                        |                           |          | 359529          |                        |                           |                  | 130791                     |                        |                           |              |  |  |  |  |
| TIPO DE TARIFA:   | BT5B                         |                        |                           |          | BT5B            |                        |                           |          | BT5B               |                        |                           |          | MT2             |                        |                           |                  | BT3                        |                        |                           |              |  |  |  |  |
| MESES             | Nº DE TRABAJAD.              | SUB TOTAL DEL MES \$/. | CONSUMO DE ENERGÍA (KW.h) |          | Nº DE TRABAJAD. | SUB TOTAL DEL MES \$/. | CONSUMO DE ENERGÍA (KW.h) |          | Nº DE TRABAJAD.    | SUB TOTAL DEL MES \$/. | CONSUMO DE ENERGÍA (KW.h) |          | Nº DE TRABAJAD. | SUB TOTAL DEL MES \$/. | CONSUMO DE ENERGÍA (KW.h) |                  | Nº DE TRABAJAD.            | SUB TOTAL DEL MES \$/. | CONSUMO DE ENERGÍA (KW.h) |              |  |  |  |  |
|                   |                              |                        | HP                        | HFP      |                 |                        | HP                        | HFP      |                    |                        | HP                        | HFP      |                 |                        | HP                        | HFP              |                            |                        | HP                        | HFP          |  |  |  |  |
| 1 ENERO           | 0                            | 5.50                   | 0                         | 0        | 0               | 5.50                   | 0                         | 0        | 0                  | 5.00                   | 0                         | 0        | 83              | 22,394.50              | 9,712.70                  | 49,525.00        | 60                         | 4,003.90               | 1,029                     | 4,951        |  |  |  |  |
| 2 FEBRERO         | 0                            |                        |                           |          | 0               |                        |                           |          | 0                  |                        |                           |          | 20              |                        |                           |                  | 60                         |                        |                           |              |  |  |  |  |
| 3 MARZO           | 0                            |                        |                           |          | 0               |                        |                           |          | 0                  |                        |                           |          | 20              |                        |                           |                  | 60                         |                        |                           |              |  |  |  |  |
| 4 ABRIL           | 0                            |                        |                           |          | 0               |                        |                           |          | 0                  |                        |                           |          | 20              |                        |                           |                  | 60                         |                        |                           |              |  |  |  |  |
| 5 MAYO            | 0                            |                        |                           |          | 0               |                        |                           |          | 0                  |                        |                           |          | 20              |                        |                           |                  | 60                         |                        |                           |              |  |  |  |  |
| 6 JUNIO           | 0                            |                        |                           |          | 0               |                        |                           |          | 0                  |                        |                           |          | 20              |                        |                           |                  | 60                         |                        |                           |              |  |  |  |  |
| 7 JULIO           | 0                            |                        |                           |          | 0               |                        |                           |          | 0                  |                        |                           |          | 20              |                        |                           |                  | 60                         |                        |                           |              |  |  |  |  |
| 8 AGOSTO          | 0                            |                        |                           |          | 0               |                        |                           |          | 0                  |                        |                           |          | 20              |                        |                           |                  | 60                         |                        |                           |              |  |  |  |  |
| 9 SEPTIEMBRE      | 0                            |                        |                           |          | 0               |                        |                           |          | 0                  |                        |                           |          | 20              |                        |                           |                  | 60                         |                        |                           |              |  |  |  |  |
| 10 OCTUBRE        | 0                            |                        |                           |          | 0               |                        |                           |          | 0                  |                        |                           |          | 20              |                        |                           |                  | 60                         |                        |                           |              |  |  |  |  |
| 11 NOVIEMBRE      | 0                            |                        |                           |          | 0               |                        |                           |          | 0                  |                        |                           |          | 20              |                        |                           |                  | 60                         |                        |                           |              |  |  |  |  |
| 12 DICIEMBRE      | 0                            |                        |                           |          | 0               |                        |                           |          | 0                  |                        |                           |          | 20              |                        |                           |                  | 60                         |                        |                           |              |  |  |  |  |
| <b>TOTAL \$/.</b> |                              | <b>5.50</b>            | <b>0</b>                  | <b>0</b> |                 | <b>5.50</b>            | <b>0</b>                  | <b>0</b> |                    | <b>5.00</b>            | <b>0</b>                  | <b>0</b> |                 | <b>22,394.50</b>       | <b>9,712.70</b>           | <b>49,525.00</b> |                            | <b>4,003.90</b>        | <b>1,029</b>              | <b>4,951</b> |  |  |  |  |



**CONSUMO DE ENERGÍA ELÉCTRICA 2016**  
**ENERO 2016**

| LOCAL:            | CONTRALMIRANTE MORA N° 301 - CALLAO |                        |                           |               | LAMPANA N° 277 - 2 Y 3 PISO |                        |                           |               | DIEZ CANSECO N° 250 - MIRAFLORES |                        |                           |               | CALLE OMEGA N° 277 URB. PQUE. IND.-CALLAO |                        |                           |              |                 |                        |                           |            |
|-------------------|-------------------------------------|------------------------|---------------------------|---------------|-----------------------------|------------------------|---------------------------|---------------|----------------------------------|------------------------|---------------------------|---------------|---|------------------------|---------------------------|--------------|-----------------|------------------------|---------------------------|------------|
| SUMINISTRO:       | 773610                              |                        |                           |               | 7760719                     |                        |                           |               | 350120                           |                        |                           |               | 350116                                    |                        |                           |              |                 |                        |                           |            |
| TIPO DE TARIFA:   | BT4                                 |                        |                           |               | BT3                         |                        |                           |               | BT4                              |                        |                           |               | BT4                                       |                        |                           |              |                 |                        |                           |            |
| MESES             | N° DE TRABAJAD.                     | SUB TOTAL DEL MES \$/. | CONSUMO DE ENERGÍA (KW.h) |               | N° DE TRABAJAD.             | SUB TOTAL DEL MES \$/. | CONSUMO DE ENERGÍA (KW.h) |               | N° DE TRABAJAD.                  | SUB TOTAL DEL MES \$/. | CONSUMO DE ENERGÍA (KW.h) |               | N° DE TRABAJAD.                           | SUB TOTAL DEL MES \$/. | CONSUMO DE ENERGÍA (KW.h) |              | N° DE TRABAJAD. | SUB TOTAL DEL MES \$/. | CONSUMO DE ENERGÍA (KW.h) |            |
|                   |                                     |                        | HP                        | HFP           |                             |                        | HP                        | HFP           |                                  |                        | HP                        | HFP           |   |                        | HP                        | HFP          |                 |                        | HP                        | HFP        |
| 1 ENERO           | 4                                   | 246.50                 | 107.58                    | 277.45        | 282                         | 4,116.50               | 1,752                     | 10,468        | 178                              | 8,484.40               | 2,800                     | 11,740        | 178                                       | 5,909.00               | 1,200                     | 7,300        | 4               | 808.50                 | 48                        | 303        |
| 2 FEBRERO         | 4                                   |                        |                           |               | 282                         |                        |                           |               | 178                              |                        |                           |               | 178                                       |                        |                           |              | 4               |                        |                           |            |
| 3 MARZO           | 4                                   |                        |                           |               | 282                         |                        |                           |               | 178                              |                        |                           |               | 178                                       |                        |                           |              | 4               |                        |                           |            |
| 4 ABRIL           | 4                                   |                        |                           |               | 282                         |                        |                           |               | 178                              |                        |                           |               | 178                                       |                        |                           |              | 4               |                        |                           |            |
| 5 MAYO            | 4                                   |                        |                           |               | 282                         |                        |                           |               | 178                              |                        |                           |               | 178                                       |                        |                           |              | 4               |                        |                           |            |
| 6 JUNIO           | 4                                   |                        |                           |               | 282                         |                        |                           |               | 178                              |                        |                           |               | 178                                       |                        |                           |              | 4               |                        |                           |            |
| 7 JULIO           | 4                                   |                        |                           |               | 282                         |                        |                           |               | 178                              |                        |                           |               | 178                                       |                        |                           |              | 4               |                        |                           |            |
| 8 AGOSTO          | 4                                   |                        |                           |               | 282                         |                        |                           |               | 178                              |                        |                           |               | 178                                       |                        |                           |              | 4               |                        |                           |            |
| 9 SEPTIEMBRE      | 4                                   |                        |                           |               | 282                         |                        |                           |               | 178                              |                        |                           |               | 178                                       |                        |                           |              | 4               |                        |                           |            |
| 10 OCTUBRE        | 4                                   |                        |                           |               | 282                         |                        |                           |               | 178                              |                        |                           |               | 178                                       |                        |                           |              | 4               |                        |                           |            |
| 11 NOVIEMBRE      | 4                                   |                        |                           |               | 282                         |                        |                           |               | 178                              |                        |                           |               | 178                                       |                        |                           |              | 4               |                        |                           |            |
| 12 DICIEMBRE      | 4                                   |                        |                           |               | 282                         |                        |                           |               | 178                              |                        |                           |               | 178                                       |                        |                           |              | 4               |                        |                           |            |
| <b>TOTAL \$/.</b> |                                     | <b>246.50</b>          | <b>107.58</b>             | <b>277.45</b> |                             | <b>4,116.50</b>        | <b>10,350</b>             | <b>10,468</b> |                                  | <b>8,484.40</b>        | <b>2,800</b>              | <b>11,740</b> |   | <b>5,909.00</b>        | <b>1,200</b>              | <b>7,300</b> |                 | <b>808.50</b>          | <b>48</b>                 | <b>303</b> |

| LOCAL:            | BAMBUES ESQ. CALLE 7 URB. SIRIUS- LA MOLINA |                        |                           |              | AV. JAVIER PRADO ESTE N° 1111 - LA VICTORIA |                        |                           |          | JR. LAMPANA N° 580-594- CDO. DE LIMA |                        |                           |            | AV. REP. DE PANAMA N° 3629 SAN ISIDRO-LIMA |                        |                           |          | AV. REP. DE PANAMA N° 3629 SAN ISIDRO-LIMA |                        |                           |            |
|-------------------|---|------------------------|---------------------------|--------------|---|------------------------|---------------------------|----------|--------------------------------------|------------------------|---------------------------|------------|--|------------------------|---------------------------|----------|--|------------------------|---------------------------|------------|
| SUMINISTRO:       | 1298197                                     |                        |                           |              | 427474                                      |                        |                           |          | 2707848                              |                        |                           |            | 527058                                     |                        |                           |          | 527069                                     |                        |                           |            |
| TIPO DE TARIFA:   | BT5B  |                        |                           |              | BT5B  |                        |                           |          | BT4                                  |                        |                           |            | BT5B                                       |                        |                           |          | BT4  |                        |                           |            |
| MESES             | N° DE TRABAJAD.                             | SUB TOTAL DEL MES \$/. | CONSUMO DE ENERGÍA (KW.h) |              | N° DE TRABAJAD.                             | SUB TOTAL DEL MES \$/. | CONSUMO DE ENERGÍA (KW.h) |          | N° DE TRABAJAD.                      | SUB TOTAL DEL MES \$/. | CONSUMO DE ENERGÍA (KW.h) |            | N° DE TRABAJAD.                            | SUB TOTAL DEL MES \$/. | CONSUMO DE ENERGÍA (KW.h) |          | N° DE TRABAJAD.                            | SUB TOTAL DEL MES \$/. | CONSUMO DE ENERGÍA (KW.h) |            |
|                   |   |                        | HP                        | HFP          |   |                        | HP                        | HFP      |                                      |                        | HP                        | HFP        |  |                        | HP                        | HFP      |  |                        | HP                        | HFP        |
| 1 ENERO           | 9   | 3,709.40               | 903                       | 5,470        | 2   | 67.40                  | 0                         | 0        | 80                                   | 11,600.50              | 115                       | 486        | 2  | 5.30                   | 0                         | 0        | 2  | 3,619.10               | 102                       | 408        |
| 2 FEBRERO         | 9   |                        |                           |              | 2   |                        |                           |          | 80                                   |                        |                           |            | 2  |                        |                           |          | 2  |                        |                           |            |
| 3 MARZO           | 9   |                        |                           |              | 2   |                        |                           |          | 80                                   |                        |                           |            | 2  |                        |                           |          | 2  |                        |                           |            |
| 4 ABRIL           | 9   |                        |                           |              | 2   |                        |                           |          | 80                                   |                        |                           |            | 2  |                        |                           |          | 2  |                        |                           |            |
| 5 MAYO            | 9   |                        |                           |              | 2   |                        |                           |          | 80                                   |                        |                           |            | 2  |                        |                           |          | 2  |                        |                           |            |
| 6 JUNIO           | 9   |                        |                           |              | 2   |                        |                           |          | 80                                   |                        |                           |            | 2  |                        |                           |          | 2  |                        |                           |            |
| 7 JULIO           | 9   |                        |                           |              | 2   |                        |                           |          | 80                                   |                        |                           |            | 2  |                        |                           |          | 2  |                        |                           |            |
| 8 AGOSTO          | 9   |                        |                           |              | 2   |                        |                           |          | 80                                   |                        |                           |            | 2  |                        |                           |          | 2  |                        |                           |            |
| 9 SEPTIEMBRE      | 9   |                        |                           |              | 2   |                        |                           |          | 80                                   |                        |                           |            | 2  |                        |                           |          | 2  |                        |                           |            |
| 10 OCTUBRE        | 9   |                        |                           |              | 2   |                        |                           |          | 80                                   |                        |                           |            | 2  |                        |                           |          | 2  |                        |                           |            |
| 11 NOVIEMBRE      | 9   |                        |                           |              | 2   |                        |                           |          | 80                                   |                        |                           |            | 2  |                        |                           |          | 2  |                        |                           |            |
| 12 DICIEMBRE      | 9   |                        |                           |              | 2   |                        |                           |          | 80                                   |                        |                           |            | 2  |                        |                           |          | 2  |                        |                           |            |
| <b>TOTAL \$/.</b> |   | <b>3,709.40</b>        | <b>903</b>                | <b>5,470</b> |   | <b>67.40</b>           | <b>0</b>                  | <b>0</b> |                                      | <b>11,600.50</b>       | <b>115</b>                | <b>486</b> |  | <b>5.30</b>            | <b>0</b>                  | <b>0</b> |  | <b>3,619.10</b>        | <b>102</b>                | <b>408</b> |

| LOCAL:            | AV. REP. DE PANAMA N° 3629 SAN ISIDRO-LIMA |                        |                           |            |
|-------------------|--|------------------------|---------------------------|------------|
| SUMINISTRO:       | 1157221                                    |                        |                           |            |
| TIPO DE TARIFA:   | BT4  |                        |                           |            |
| MESES             | N° DE TRABAJAD.                            | SUB TOTAL DEL MES \$/. | CONSUMO DE ENERGÍA (KW.h) |            |
|                   |  |                        | HP                        | HFP        |
| 1 ENERO           | 2  | 2,403.30               | 28                        | 151        |
| 2 FEBRERO         | 2  |                        |                           |            |
| 3 MARZO           | 2  |                        |                           |            |
| 4 ABRIL           | 2  |                        |                           |            |
| 5 MAYO            | 2  |                        |                           |            |
| 6 JUNIO           | 2  |                        |                           |            |
| 7 JULIO           | 2  |                        |                           |            |
| 8 AGOSTO          | 2  |                        |                           |            |
| 9 SEPTIEMBRE      | 2  |                        |                           |            |
| 10 OCTUBRE        | 2  |                        |                           |            |
| 11 NOVIEMBRE      | 2  |                        |                           |            |
| 12 DICIEMBRE      | 2  |                        |                           |            |
| <b>TOTAL \$/.</b> |  | <b>2,403.30</b>        | <b>28</b>                 | <b>151</b> |

