

# CONSUMO DE ENERGIA ELECTRICA -2019

## Locales Propios

| LOCAL:           |                  | Sede Central         |                           |        |                  |                      |                           |       |                  | Sede Universal       |                           |       |                  | Casa Grace           |                           |     |                  |                      |                           |       |        |
|------------------|------------------|----------------------|---------------------------|--------|------------------|----------------------|---------------------------|-------|------------------|----------------------|---------------------------|-------|------------------|----------------------|---------------------------|-----|------------------|----------------------|---------------------------|-------|--------|
| SUMINISTRO       |                  | 0692296              |                           |        |                  | 2325651              |                           |       |                  | 1750319              |                           |       |                  | 005936               |                           |     | 2707048          |                      |                           |       |        |
| TIPO DE TARIFA:  |                  | MT3                  |                           |        |                  | MT3                  |                           |       |                  | BT3                  |                           |       |                  | BT4                  |                           |     | BT4              |                      |                           |       |        |
| MESES            | N° DE TRAB AJAD. | SUB TOTAL DEL MES S/ | CONSUMO DE ENERGÍA (KW.h) |        | N° DE TRAB AJAD. | SUB TOTAL DEL MES S/ | CONSUMO DE ENERGÍA (KW.h) |       | N° DE TRAB AJAD. | SUB TOTAL DEL MES S/ | CONSUMO DE ENERGÍA (KW.h) |       | N° DE TRAB AJAD. | SUB TOTAL DEL MES S/ | CONSUMO DE ENERGÍA (KW.h) |     | N° DE TRAB AJAD. | SUB TOTAL DEL MES S/ | CONSUMO DE ENERGÍA (KW.h) |       |        |
|                  |                  |                      | HP                        | HFP    |                  |                      | HP                        | HFP   |                  |                      | HP                        | HFP   |                  |                      | HP                        | HFP |                  |                      | HP                        | HFP   |        |
| 1                | ENERO            | 627                  | 63,400.50                 | 26,040 | 130,620          | 139                  | 14,045.00                 | 2,458 | 14,399           | 596                  | 4,640.50                  | 658   | 4,763            | 0                    | 74.00                     | 0   | 0                | 149                  | 12,525.50                 | 3,297 | 16,782 |
| 2                | FEBRERO          | 627                  | 79,005.00                 | 34,140 | 168,360          | 139                  | 20,632.50                 | 3,683 | 22,614           | 596                  | 6,296.00                  | 833   | 7,226            | 0                    | 92.00                     | 12  | 54               | 149                  | 15,544.50                 | 3,759 | 20,136 |
| 3                | MARZO            |                      |                           |        |                  |                      |                           |       |                  |                      |                           |       |                  |                      |                           |     |                  |                      |                           |       |        |
| 4                | ABRIL            |                      |                           |        |                  |                      |                           |       |                  |                      |                           |       |                  |                      |                           |     |                  |                      |                           |       |        |
| 5                | MAYO             |                      |                           |        |                  |                      |                           |       |                  |                      |                           |       |                  |                      |                           |     |                  |                      |                           |       |        |
| 6                | JUNIO            |                      |                           |        |                  |                      |                           |       |                  |                      |                           |       |                  |                      |                           |     |                  |                      |                           |       |        |
| 7                | JULIO            |                      |                           |        |                  |                      |                           |       |                  |                      |                           |       |                  |                      |                           |     |                  |                      |                           |       |        |
| 8                | AGOSTO           |                      |                           |        |                  |                      |                           |       |                  |                      |                           |       |                  |                      |                           |     |                  |                      |                           |       |        |
| 9                | SEPTIEMBRE       |                      |                           |        |                  |                      |                           |       |                  |                      |                           |       |                  |                      |                           |     |                  |                      |                           |       |        |
| 10               | OCTUBRE          |                      |                           |        |                  |                      |                           |       |                  |                      |                           |       |                  |                      |                           |     |                  |                      |                           |       |        |
| 11               | NOVIEMBRE        |                      |                           |        |                  |                      |                           |       |                  |                      |                           |       |                  |                      |                           |     |                  |                      |                           |       |        |
| 12               | DICIEMBRE        |                      |                           |        |                  |                      |                           |       |                  |                      |                           |       |                  |                      |                           |     |                  |                      |                           |       |        |
| <b>TOTAL S/.</b> |                  |                      | 142,405.50                | 60,180 | 298,980          |                      | 34,677.50                 | 6,141 | 37,013           |                      | 10,936.50                 | 1,491 | 11,989           |                      | 166.00                    | 12  | 54               |                      | 28,070.00                 | 7,056 | 36,918 |

| LOCAL:           |                  | Edificio Mercury     |                           |        |                  | Centro de Capacitaciones |                           |       |                  | T. F. Miraflores     |                           |       |                  | T. F. San Isidro     |                           |       |                  |                      |                           |       |        |
|------------------|------------------|----------------------|---------------------------|--------|------------------|--------------------------|---------------------------|-------|------------------|----------------------|---------------------------|-------|------------------|----------------------|---------------------------|-------|------------------|----------------------|---------------------------|-------|--------|
| SUMINISTRO       |                  | 0359829              |                           |        |                  | 1665644                  |                           |       |                  | 350120               |                           |       |                  | 350116               |                           |       |                  | 130791               |                           |       |        |
| TIPO DE TARIFA:  |                  | MT2                  |                           |        |                  | MT2                      |                           |       |                  | BT4                  |                           |       |                  | BT4                  |                           |       |                  | BT3                  |                           |       |        |
| MESES            | N° DE TRAB AJAD. | SUB TOTAL DEL MES S/ | CONSUMO DE ENERGÍA (KW.h) |        | N° DE TRAB AJAD. | SUB TOTAL DEL MES S/     | CONSUMO DE ENERGÍA (KW.h) |       | N° DE TRAB AJAD. | SUB TOTAL DEL MES S/ | CONSUMO DE ENERGÍA (KW.h) |       | N° DE TRAB AJAD. | SUB TOTAL DEL MES S/ | CONSUMO DE ENERGÍA (KW.h) |       | N° DE TRAB AJAD. | SUB TOTAL DEL MES S/ | CONSUMO DE ENERGÍA (KW.h) |       |        |
|                  |                  |                      | HP                        | HFP    |                  |                          | HP                        | HFP   |                  |                      | HP                        | HFP   |                  |                      | HP                        | HFP   |                  |                      | HP                        | HFP   |        |
| 1                | ENERO            | 2                    | 21,315.00                 | 6,996  | 45,872           | 15                       | 8,579.00                  | 2,580 | 13,220           | 75                   | 8,730.40                  | 2,610 | 11,090           | 58                   | 6,851.50                  | 1,460 | 8,400            | 77                   | 4,272.90                  | 1,111 | 5,198  |
| 2                | FEBRERO          | 2                    | 21,106.50                 | 8,927  | 43,597           | 15                       | 12,427.50                 | 3,300 | 19,680           | 75                   | 8,873.30                  | 2,640 | 11,420           | 58                   | 9,495.30                  | 2,160 | 12,560           | 77                   | 5,630.90                  | 1,475 | 6,949  |
| 3                | MARZO            |                      |                           |        |                  |                          |                           |       |                  |                      |                           |       |                  |                      |                           |       |                  |                      |                           |       |        |
| 4                | ABRIL            |                      |                           |        |                  |                          |                           |       |                  |                      |                           |       |                  |                      |                           |       |                  |                      |                           |       |        |
| 5                | MAYO             |                      |                           |        |                  |                          |                           |       |                  |                      |                           |       |                  |                      |                           |       |                  |                      |                           |       |        |
| 6                | JUNIO            |                      |                           |        |                  |                          |                           |       |                  |                      |                           |       |                  |                      |                           |       |                  |                      |                           |       |        |
| 7                | JULIO            |                      |                           |        |                  |                          |                           |       |                  |                      |                           |       |                  |                      |                           |       |                  |                      |                           |       |        |
| 8                | AGOSTO           |                      |                           |        |                  |                          |                           |       |                  |                      |                           |       |                  |                      |                           |       |                  |                      |                           |       |        |
| 9                | SEPTIEMBRE       |                      |                           |        |                  |                          |                           |       |                  |                      |                           |       |                  |                      |                           |       |                  |                      |                           |       |        |
| 10               | OCTUBRE          |                      |                           |        |                  |                          |                           |       |                  |                      |                           |       |                  |                      |                           |       |                  |                      |                           |       |        |
| 11               | NOVIEMBRE        |                      |                           |        |                  |                          |                           |       |                  |                      |                           |       |                  |                      |                           |       |                  |                      |                           |       |        |
| 12               | DICIEMBRE        |                      |                           |        |                  |                          |                           |       |                  |                      |                           |       |                  |                      |                           |       |                  |                      |                           |       |        |
| <b>TOTAL S/.</b> |                  |                      | 42,421.50                 | 15,923 | 89,469           |                          | 21,006.50                 | 5,880 | 32,900           |                      | 17,603.70                 | 5,250 | 22,510           |                      | 16,346.80                 | 3,620 | 20,960           |                      | 9,903.80                  | 2,586 | 12,147 |




| LOCAL:           |                 | Archivo Central       |                           |     |                  | Archivo Omega         |                           |     |                  | Almacen Callao        |                           |     |                  | Sede Alterna          |                           |     |                  | Sede Chorrillos       |                           |     |   |
|------------------|-----------------|-----------------------|---------------------------|-----|------------------|-----------------------|---------------------------|-----|------------------|-----------------------|---------------------------|-----|------------------|-----------------------|---------------------------|-----|------------------|-----------------------|---------------------------|-----|---|
| SUMINISTRO       |                 | 1299397               |                           |     |                  | 2331646               |                           |     |                  | 0113610               |                           |     |                  | 427424                |                           |     |                  | 440803                |                           |     |   |
| TIPO DE TARIFA : |                 | BT3                   |                           |     |                  | BT3                   |                           |     |                  | BT4                   |                           |     |                  | BT5B                  |                           |     |                  | BT5B                  |                           |     |   |
| MESES            | N° DE TRAB AJAD | SUB TOTAL DEL MES S/. | CONSUMO DE ENERGÍA (KW.h) |     | N° DE TRAB AJAD. | SUB TOTAL DEL MES S/. | CONSUMO DE ENERGÍA (KW.h) |     | N° DE TRAB AJAD. | SUB TOTAL DEL MES S/. | CONSUMO DE ENERGÍA (KW.h) |     | N° DE TRAB AJAD. | SUB TOTAL DEL MES S/. | CONSUMO DE ENERGÍA (KW.h) |     | N° DE TRAB AJAD. | SUB TOTAL DEL MES S/. | CONSUMO DE ENERGÍA (KW.h) |     |   |
|                  |                 |                       | HP                        | HFP |                  |                       | HP                        | HFP |                  |                       | HP                        | HFP |                  |                       | HP                        | HFP |                  |                       | HP                        | HFP |   |
| 1                | ENERO           | 11                    | 2,878.70                  | 438 | 3,648            | 4                     | 696.50                    | 76  | 475              | 4                     | 367.50                    | 123 | 299              | 8                     | 298.80                    | 0   | 442              | 2                     | 5.70                      | 0   | 0 |
| 2                | FEBRERO         | 11                    | 2,986.50                  | 507 | 3,595            | 4                     | 606.50                    | 64  | 367              | 4                     | 399.50                    | 121 | 288              | 8                     | 291.50                    | 0   | 438              | 2                     | 5.80                      | 0   | 0 |
| 3                | MARZO           |                       |                           |     |                  |                       |                           |     |                  |                       |                           |     |                  |                       |                           |     |                  |                       |                           |     |   |
| 4                | ABRIL           |                       |                           |     |                  |                       |                           |     |                  |                       |                           |     |                  |                       |                           |     |                  |                       |                           |     |   |
| 5                | MAYO            |                       |                           |     |                  |                       |                           |     |                  |                       |                           |     |                  |                       |                           |     |                  |                       |                           |     |   |
| 6                | JUNIO           |                       |                           |     |                  |                       |                           |     |                  |                       |                           |     |                  |                       |                           |     |                  |                       |                           |     |   |
| 7                | JULIO           |                       |                           |     |                  |                       |                           |     |                  |                       |                           |     |                  |                       |                           |     |                  |                       |                           |     |   |
| 8                | AGOSTO          |                       |                           |     |                  |                       |                           |     |                  |                       |                           |     |                  |                       |                           |     |                  |                       |                           |     |   |
| 9                | SEPTIEMBRE      |                       |                           |     |                  |                       |                           |     |                  |                       |                           |     |                  |                       |                           |     |                  |                       |                           |     |   |
| 10               | OCTUBRE         |                       |                           |     |                  |                       |                           |     |                  |                       |                           |     |                  |                       |                           |     |                  |                       |                           |     |   |
| 11               | NOVIEMBRE       |                       |                           |     |                  |                       |                           |     |                  |                       |                           |     |                  |                       |                           |     |                  |                       |                           |     |   |
| 12               | DICIEMBRE       |                       |                           |     |                  |                       |                           |     |                  |                       |                           |     |                  |                       |                           |     |                  |                       |                           |     |   |
| <b>TOTAL S/.</b> |                 |                       | 5,865.20                  | 946 | 7,243            |                       | 1,303.00                  | 140 | 842              |                       | 767.00                    | 244 | 587              |                       | 590.30                    | 0   | 880              |                       | 11.50                     | 0   | 0 |




**CONSUMO DE ENERGIA ELECTRICA 2019 - LOCALES PROPIOS**  
**COMPARACION MENSUAL AÑOS 2018 - 2019**

| INMUEBLES        |           | Sede Central |           |                           |           |           |                           | Centro de Capacitaciones |           |                           | Sede Universal |          |                           | Casa Grace |          |                           |
|------------------|-----------|--------------|-----------|---------------------------|-----------|-----------|---------------------------|--------------------------|-----------|---------------------------|----------------|----------|---------------------------|------------|----------|---------------------------|
| SUMINISTRO       |           | 692296       |           |                           | 2325651   |           |                           | 1665644                  |           |                           | 1750319        |          |                           | 005936     |          |                           |
| MESES            |           | 2018 S/.     | 2019 S/.  | VARIACIÓN DEL CONSUMO S/. | 2018 S/.  | 2019 S/.  | VARIACIÓN DEL CONSUMO S/. | 2018 S/.                 | 2019 S/.  | VARIACIÓN DEL CONSUMO S/. | 2018 S/.       | 2019 S/. | VARIACIÓN DEL CONSUMO S/. | 2018 S/.   | 2019 S/. | VARIACIÓN DEL CONSUMO S/. |
| 1                | ENERO     | 48,501.50    | 63,400.50 | 14,899.00                 | 12,076.00 | 14,045.00 | 1,969.00                  | 5,738.50                 | 8,579.00  | 2,840.50                  | 3,495.00       | 4,640.50 | 1,145.50                  | 0.00       | 74.00    | 74.00                     |
| 2                | FEBRERO   | 75,857.00    | 79,005.00 | 3,148.00                  | 19,080.00 | 20,632.50 | 1,572.50                  | 9,497.00                 | 12,427.50 | 2,930.50                  | 5,801.00       | 6,296.00 | 495.00                    | 0.00       | 92.00    | 92.00                     |
| 3                | MARZO     | 84,123.50    |           |                           | 21,870.50 |           |                           | 11,882.00                |           |                           | 6,309.00       |          |                           | 0.00       |          |                           |
| 4                | ABRIL     | 76,591.50    |           |                           | 20,912.50 |           |                           | 11,259.50                |           |                           | 6,649.50       |          |                           | 0.00       |          |                           |
| 5                | MAYO      | 72,222.50    |           |                           | 18,369.00 |           |                           | 8,218.00                 |           |                           | 5,733.00       |          |                           | 7.00       |          |                           |
| 6                | JUNIO     | 59,288.50    |           |                           | 12,752.00 |           |                           | 9,518.00                 |           |                           | 3,869.00       |          |                           | 25.50      |          |                           |
| 7                | JULIO     | 63,803.00    |           |                           | 11,283.00 |           |                           | 7,215.50                 |           |                           | 3,421.50       |          |                           | 15.50      |          |                           |
| 8                | AGOSTO    | 65,178.50    |           |                           | 11,156.50 |           |                           | 6,084.50                 |           |                           | 3,459.50       |          |                           | 15.00      |          |                           |
| 9                | SETIEMBRE | 62,358.00    |           |                           | 10,419.50 |           |                           | 6,863.00                 |           |                           | 3,511.50       |          |                           | 15.00      |          |                           |
| 10               | OCTUBRE   | 60,587.00    |           |                           | 8,833.50  |           |                           | 7,015.50                 |           |                           | 3,110.50       |          |                           | 15.50      |          |                           |
| 11               | NOVIEMBRE | 52,346.00    |           |                           | 7,443.00  |           |                           | 7,906.50                 |           |                           | 2,348.00       |          |                           | 82.00      |          |                           |
| 12               | DICIEMBRE | 60,290.00    |           |                           | 11,001.50 |           |                           | 8,336.50                 |           |                           | 3,503.00       |          |                           | 36.50      |          |                           |
| <b>TOTAL S/.</b> |           |              |           | 18,047.00                 |           |           | 3,541.50                  |                          |           | 5,771.00                  |                |          | 1,640.50                  |            |          | 166.00                    |

| INMUEBLES        |           | Casa Grace |           |                           | Edificio Mercury |           |                           | T.F. Miraflores |          |                           |          |          |                           | T.F. San Isidro |          |                           |
|------------------|-----------|------------|-----------|---------------------------|------------------|-----------|---------------------------|-----------------|----------|---------------------------|----------|----------|---------------------------|-----------------|----------|---------------------------|
| SUMINISTRO       |           | 2707048    |           |                           | 359529           |           |                           | 350120          |          |                           | 350116   |          |                           | 130791          |          |                           |
| MESES            |           | 2018 S/.   | 2019 S/.  | VARIACIÓN DEL CONSUMO S/. | 2018 S/.         | 2019 S/.  | VARIACIÓN DEL CONSUMO S/. | 2018 S/.        | 2019 S/. | VARIACIÓN DEL CONSUMO S/. | 2018 S/. | 2019 S/. | VARIACIÓN DEL CONSUMO S/. | 2018 S/.        | 2019 S/. | VARIACIÓN DEL CONSUMO S/. |
| 1                | ENERO     | 10,757.50  | 12,525.50 | 1,768.00                  | 15,687.00        | 21,315.00 | 5,628.00                  | 6,926.90        | 8,730.40 | 1,803.50                  | 4,291.10 | 6,851.50 | 2,560.40                  | 6,810.50        | 4,272.90 | -2,537.60                 |
| 2                | FEBRERO   | 14,583.00  | 15,544.50 | 961.50                    | 21,356.50        | 21,106.50 | -250.00                   | 8,304.80        | 8,873.30 | 568.50                    | 6,826.00 | 9,495.30 | 2,669.30                  | 4,841.20        | 5,630.90 | 789.70                    |
| 3                | MARZO     | 15,693.50  |           |                           | 24,103.00        |           |                           | 7,969.90        |          |                           | 6,354.00 |          |                           | 4,252.60        |          |                           |
| 4                | ABRIL     | 14,698.50  |           |                           | 23,326.50        |           |                           | 8,026.30        |          |                           | 6,356.30 |          |                           | 4,032.60        |          |                           |
| 5                | MAYO      | 13,902.00  |           |                           | 22,840.50        |           |                           | 7,823.10        |          |                           | 5,045.30 |          |                           | 3,953.70        |          |                           |
| 6                | JUNIO     | 11,154.50  |           |                           | 21,448.00        |           |                           | 7,886.90        |          |                           | 3,964.60 |          |                           | 3,974.20        |          |                           |
| 7                | JULIO     | 10,555.50  |           |                           | 22,181.00        |           |                           | 8,555.90        |          |                           | 3,547.70 |          |                           | 3,947.00        |          |                           |
| 8                | AGOSTO    | 10,690.00  |           |                           | 22,386.00        |           |                           | 8,686.90        |          |                           | 3,506.20 |          |                           | 4,060.30        |          |                           |
| 9                | SETIEMBRE | 10,412.00  |           |                           | 21,443.00        |           |                           | 8,394.00        |          |                           | 3,244.20 |          |                           | 3,869.60        |          |                           |
| 10               | OCTUBRE   | 10,273.00  |           |                           | 21,373.50        |           |                           | 8,429.90        |          |                           | 2,939.30 |          |                           | 3,527.40        |          |                           |
| 11               | NOVIEMBRE | 9,599.50   |           |                           | 20,706.00        |           |                           | 8,166.50        |          |                           | 3,422.50 |          |                           | 3,487.80        |          |                           |
| 12               | DICIEMBRE | 11,104.50  |           |                           | 23,413.00        |           |                           | 8,244.10        |          |                           | 4,659.40 |          |                           | 3,704.90        |          |                           |
| <b>TOTAL S/.</b> |           |            |           | 2,729.50                  |                  |           | 5,378.00                  |                 |          | 2,372.00                  |          |          | 5,229.70                  |                 |          | -1,747.90                 |



| INMUEBLES        |           | Archivo Central |          |                           | Sede Alterna |          |                           | Almacén Callao |          |                           | Archivo Omega |          |                           | Sede Chorrillo |          |                           |
|------------------|-----------|-----------------|----------|---------------------------|--------------|----------|---------------------------|----------------|----------|---------------------------|---------------|----------|---------------------------|----------------|----------|---------------------------|
| SUMINISTRO       |           | 1299397         |          |                           | 427424       |          |                           | 113810         |          |                           | 2331646       |          |                           | 440803         |          |                           |
| MESES            |           | 2018 S/.        | 2019 S/. | VARIACIÓN DEL CONSUMO S/. | 2018 S/.     | 2019 S/. | VARIACIÓN DEL CONSUMO S/. | 2018 S/.       | 2019 S/. | VARIACIÓN DEL CONSUMO S/. | 2018 S/.      | 2019 S/. | VARIACIÓN DEL CONSUMO S/. | 2018 S/.       | 2019 S/. | VARIACIÓN DEL CONSUMO S/. |
| 1                | ENERO     | 1,890.80        | 2,878.70 | 987.90                    | 0.00         | 298.80   | 298.80                    | 279.50         | 367.50   | 88.00                     | 429.50        | 696.50   | 267.00                    | 5.50           | 5.70     | 0.20                      |
| 2                | FEBRERO   | 2,978.60        | 2,986.50 | 7.90                      | 98.50        | 291.50   | 193.00                    | 388.50         | 399.50   | 31.00                     | 606.00        | 606.50   | 0.50                      | 5.40           | 5.80     | 0.40                      |
| 3                | MARZO     | 2,876.10        |          |                           | 114.00       |          |                           | 474.00         |          |                           | 557.50        |          |                           | 5.60           |          |                           |
| 4                | ABRIL     | 3,086.00        |          |                           | 321.30       |          |                           | 489.00         |          |                           | 611.00        |          |                           | 5.50           |          |                           |
| 5                | MAYO      | 2,751.30        |          |                           | 397.00       |          |                           | 438.50         |          |                           | 541.00        |          |                           | 5.50           |          |                           |
| 6                | JUNIO     | 2,341.20        |          |                           | 537.40       |          |                           | 380.50         |          |                           | 438.50        |          |                           | 5.00           |          |                           |
| 7                | JULIO     | 2,652.00        |          |                           | 562.70       |          |                           | 405.00         |          |                           | 653.50        |          |                           | 5.60           |          |                           |
| 8                | AGOSTO    | 2,816.10        |          |                           | 421.00       |          |                           | 428.50         |          |                           | 666.00        |          |                           | 5.60           |          |                           |
| 9                | SETIEMBRE | 2,758.90        |          |                           | 412.40       |          |                           | 373.50         |          |                           | 674.50        |          |                           | 5.50           |          |                           |
| 10               | OCTUBRE   | 2,666.60        |          |                           | 384.40       |          |                           | 345.50         |          |                           | 689.00        |          |                           | 5.60           |          |                           |
| 11               | NOVIEMBRE | 2,376.30        |          |                           | 467.00       |          |                           | 344.00         |          |                           | 661.50        |          |                           | 5.70           |          |                           |
| 12               | DICIEMBRE | 2,786.40        |          |                           | 346.20       |          |                           | 330.00         |          |                           | 707.00        |          |                           | 5.80           |          |                           |
| <b>TOTAL S/.</b> |           |                 |          | 995.80                    |              |          | 491.80                    |                |          | 119.00                    |               |          | 267.50                    |                |          | 0.60                      |



# CONSUMO DE ENERGIA ELECTRICA -2019

## Locales Alquilados

| LOCAL:           |                 | Edificio Manhattan   |                           |     |                 |                      |                           | Edificio NAKO |                 |                      |                           |     |                 |                      |                           |     |                 |                      |                           |     |     |
|------------------|-----------------|----------------------|---------------------------|-----|-----------------|----------------------|---------------------------|---------------|-----------------|----------------------|---------------------------|-----|-----------------|----------------------|---------------------------|-----|-----------------|----------------------|---------------------------|-----|-----|
| SUMINISTRO       |                 | 205427               |                           |     | 205428          |                      |                           | 0602092       |                 |                      | 0602096                   |     |                 | 0602097              |                           |     |                 |                      |                           |     |     |
| TIPO DE TARIFA : |                 | BT5B                 |                           |     | BT5B            |                      |                           | BT5B          |                 |                      | BT5B                      |     |                 | BT5B                 |                           |     |                 |                      |                           |     |     |
| MESES            | N° DE TRAB AJAD | SUB TOTAL DEL MES S/ | CONSUMO DE ENERGÍA (KW h) |     | N° DE TRAB AJAD | SUB TOTAL DEL MES S/ | CONSUMO DE ENERGÍA (KW h) |               | N° DE TRAB AJAD | SUB TOTAL DEL MES S/ | CONSUMO DE ENERGÍA (KW h) |     | N° DE TRAB AJAD | SUB TOTAL DEL MES S/ | CONSUMO DE ENERGÍA (KW h) |     | N° DE TRAB AJAD | SUB TOTAL DEL MES S/ | CONSUMO DE ENERGÍA (KW h) |     |     |
|                  |                 |                      | HP                        | HFP |                 |                      | HP                        | HFP           |                 |                      | HP                        | HFP |                 |                      | HP                        | HFP |                 |                      | HP                        | HFP |     |
| 1                | ENERO           | 15                   | 824.50                    | 0   | 1,226           | 5                    | 283.50                    | 0             | 420             | 0                    | 8.50                      | 0   | 0               | 0                    | 11.50                     | 0   | 4               | 8                    | 288.00                    | 0   | 425 |
| 2                | FEBRERO         | 15                   | 1,237.00                  | 0   | 1803            | 5                    | 318.00                    | 0             | 458             | 0                    | 9.00                      | 0   | 0               | 0                    | 17.50                     | 0   | 14              | 8                    | 289.00                    | 0   | 415 |
| 3                | MARZO           |                      |                           |     |                 |                      |                           |               |                 |                      |                           |     |                 |                      |                           |     |                 |                      |                           |     |     |
| 4                | ABRIL           |                      |                           |     |                 |                      |                           |               |                 |                      |                           |     |                 |                      |                           |     |                 |                      |                           |     |     |
| 5                | MAYO            |                      |                           |     |                 |                      |                           |               |                 |                      |                           |     |                 |                      |                           |     |                 |                      |                           |     |     |
| 6                | JUNIO           |                      |                           |     |                 |                      |                           |               |                 |                      |                           |     |                 |                      |                           |     |                 |                      |                           |     |     |
| 7                | JULIO           |                      |                           |     |                 |                      |                           |               |                 |                      |                           |     |                 |                      |                           |     |                 |                      |                           |     |     |
| 8                | AGOSTO          |                      |                           |     |                 |                      |                           |               |                 |                      |                           |     |                 |                      |                           |     |                 |                      |                           |     |     |
| 9                | SEPTIEMBRE      |                      |                           |     |                 |                      |                           |               |                 |                      |                           |     |                 |                      |                           |     |                 |                      |                           |     |     |
| 10               | OCTUBRE         |                      |                           |     |                 |                      |                           |               |                 |                      |                           |     |                 |                      |                           |     |                 |                      |                           |     |     |
| 11               | NOVIEMBRE       |                      |                           |     |                 |                      |                           |               |                 |                      |                           |     |                 |                      |                           |     |                 |                      |                           |     |     |
| 12               | DICIEMBRE       |                      |                           |     |                 |                      |                           |               |                 |                      |                           |     |                 |                      |                           |     |                 |                      |                           |     |     |
| <b>TOTAL S/.</b> |                 |                      | 2,061.50                  | 0   | 3,029           |                      | 601.50                    | 0             | 878             |                      | 17.50                     | 0   | 0               |                      | 29.00                     | 0   | 18              |                      | 577.00                    | 0   | 840 |

| LOCAL:           |                  | Edificio NAKO        |                           |     |                  |                      |                           | Edificio Palacio |                 |                      |                           |     |                  |                      |                           |       |       |
|------------------|------------------|----------------------|---------------------------|-----|------------------|----------------------|---------------------------|------------------|-----------------|----------------------|---------------------------|-----|------------------|----------------------|---------------------------|-------|-------|
| SUMINISTRO       |                  | 0616922              |                           |     | 0616920          |                      |                           | 0616921          |                 |                      | 012556                    |     |                  |                      |                           |       |       |
| TIPO DE TARIFA : |                  | BT5B                 |                           |     | BT5B             |                      |                           | BT5B             |                 |                      | BT3                       |     |                  |                      |                           |       |       |
| MESES            | N° DE TRAB AJAD. | SUB TOTAL DEL MES S/ | CONSUMO DE ENERGÍA (KW h) |     | N° DE TRAB AJAD. | SUB TOTAL DEL MES S/ | CONSUMO DE ENERGÍA (KW h) |                  | N° DE TRAB AJAD | SUB TOTAL DEL MES S/ | CONSUMO DE ENERGÍA (KW h) |     | N° DE TRAB AJAD. | SUB TOTAL DEL MES S/ | CONSUMO DE ENERGÍA (KW h) |       |       |
|                  |                  |                      | HP                        | HFP |                  |                      | HP                        | HFP              |                 |                      | HP                        | HFP |                  |                      | HP                        | HFP   |       |
| 1                | ENERO            | 7                    | 248.50                    | 0   | 361              | 6                    | 202.00                    | 0                | 293             | 6                    | 197.50                    | 0   | 286              | 103                  | 2,536.50                  | 664   | 3,052 |
| 2                | FEBRERO          | 7                    | 81.00                     | 0   | 105              | 6                    | 227.00                    | 0                | 316             | 6                    | 197.00                    | 0   | 277              | 103                  | 3,937.00                  | 878   | 4849  |
| 3                | MARZO            |                      |                           |     |                  |                      |                           |                  |                 |                      |                           |     |                  |                      |                           |       |       |
| 4                | ABRIL            |                      |                           |     |                  |                      |                           |                  |                 |                      |                           |     |                  |                      |                           |       |       |
| 5                | MAYO             |                      |                           |     |                  |                      |                           |                  |                 |                      |                           |     |                  |                      |                           |       |       |
| 6                | JUNIO            |                      |                           |     |                  |                      |                           |                  |                 |                      |                           |     |                  |                      |                           |       |       |
| 7                | JULIO            |                      |                           |     |                  |                      |                           |                  |                 |                      |                           |     |                  |                      |                           |       |       |
| 8                | AGOSTO           |                      |                           |     |                  |                      |                           |                  |                 |                      |                           |     |                  |                      |                           |       |       |
| 9                | SEPTIEMBRE       |                      |                           |     |                  |                      |                           |                  |                 |                      |                           |     |                  |                      |                           |       |       |
| 10               | OCTUBRE          |                      |                           |     |                  |                      |                           |                  |                 |                      |                           |     |                  |                      |                           |       |       |
| 11               | NOVIEMBRE        |                      |                           |     |                  |                      |                           |                  |                 |                      |                           |     |                  |                      |                           |       |       |
| 12               | DICIEMBRE        |                      |                           |     |                  |                      |                           |                  |                 |                      |                           |     |                  |                      |                           |       |       |
| <b>TOTAL S/.</b> |                  |                      | 329.50                    | 0   | 466              |                      | 429.00                    | 0                | 609             |                      | 394.50                    | 0   | 563              |                      | 6,473.50                  | 1,542 | 7,901 |





**CONSUMO DE ENERGIA ELECTRICA 2019 - LOCALES ALQUILADOS**  
**COMPARACION MENSUAL AÑOS 2018 - 2019**

| INMUEBLES        |           | Edificio NAKO |          |                           |          |          |                           |          |          |                           |          |          |                           |          |          |                           |
|------------------|-----------|---------------|----------|---------------------------|----------|----------|---------------------------|----------|----------|---------------------------|----------|----------|---------------------------|----------|----------|---------------------------|
| SUMINISTRO       |           | 602092        |          |                           | 602094   |          |                           | 602096   |          |                           | 602097   |          |                           | 616922   |          |                           |
| MESES            |           | 2018 S/.      | 2019 S/. | VARIACIÓN DEL CONSUMO S/. | 2018 S/. | 2019 S/. | VARIACIÓN DEL CONSUMO S/. | 2018 S/. | 2019 S/. | VARIACIÓN DEL CONSUMO S/. | 2018 S/. | 2019 S/. | VARIACIÓN DEL CONSUMO S/. | 2018 S/. | 2019 S/. | VARIACIÓN DEL CONSUMO S/. |
| 1                | ENERO     | 0.00          | 8.50     | 8.50                      | 0.00     | 0.00     | 0.00                      | 0.00     | 11.50    | 11.50                     | 255.00   | 288.00   | 33.00                     | 45.50    | 248.50   | 203.00                    |
| 2                | FEBRERO   | 0.00          | 9.00     | 9.00                      | 0.00     | 0.00     | 0.00                      | 3.50     | 17.50    | 14.00                     | 286.50   | 289.00   | 2.50                      | 119.50   | 81.00    | -38.50                    |
| 3                | MARZO     | 0.00          |          |                           | 0.00     |          |                           | 10.00    |          |                           | 280.00   |          |                           | 101.50   |          |                           |
| 4                | ABRIL     | 0.00          |          |                           | 0.00     |          |                           | 10.00    |          |                           | 280.00   |          |                           | 101.50   |          |                           |
| 5                | MAYO      | 8.00          |          |                           | 0.00     |          |                           | 10.00    |          |                           | 302.00   |          |                           | 22.50    |          |                           |
| 6                | JUNIO     | 9.00          |          |                           | 0.00     |          |                           | 9.00     |          |                           | 252.50   |          |                           | 38.50    |          |                           |
| 7                | JULIO     | 8.50          |          |                           | 0.00     |          |                           | 8.50     |          |                           | 262.00   |          |                           | 38.50    |          |                           |
| 8                | AGOSTO    | 9.00          |          |                           | 0.00     |          |                           | 11.50    |          |                           | 254.70   |          |                           | 18.50    |          |                           |
| 9                | SETIEMBRE | 9.00          |          |                           | 0.00     |          |                           | 8.50     |          |                           | 246.50   |          |                           | 61.50    |          |                           |
| 10               | OCTUBRE   | 8.50          |          |                           | 0.00     |          |                           | 9.00     |          |                           | 245.00   |          |                           | 88.00    |          |                           |
| 11               | NOVIEMBRE | 5.00          |          |                           | 0.00     |          |                           | 8.50     |          |                           | 235.00   |          |                           | 162.50   |          |                           |
| 12               | DICIEMBRE | 8.50          |          |                           | 0.00     |          |                           | 11.50    |          |                           | 288.00   |          |                           | 248.50   |          |                           |
| <b>TOTAL S/.</b> |           |               |          | 17.50                     |          |          | 0.00                      |          |          | 25.50                     |          |          | 35.50                     |          |          | 164.50                    |

| INMUEBLES        |           | Edificio NAKO |          |                           |          |          | Edificio Manhattan        |          |          |                           |          | Edificio Palacio |                           |          |          |                           |
|------------------|-----------|---------------|----------|---------------------------|----------|----------|---------------------------|----------|----------|---------------------------|----------|------------------|---------------------------|----------|----------|---------------------------|
| SUMINISTRO       |           | 616920        |          |                           | 616921   |          | 205427                    |          |          | 205428                    |          | 0012556          |                           |          |          |                           |
| MESES            |           | 2018 S/.      | 2019 S/. | VARIACIÓN DEL CONSUMO S/. | 2018 S/. | 2019 S/. | VARIACIÓN DEL CONSUMO S/. | 2018 S/. | 2019 S/. | VARIACIÓN DEL CONSUMO S/. | 2018 S/. | 2019 S/.         | VARIACIÓN DEL CONSUMO S/. | 2018 S/. | 2019 S/. | VARIACIÓN DEL CONSUMO S/. |
| 1                | ENERO     | 235.50        | 202.00   | -33.50                    | 212.40   | 197.50   | -14.90                    | 330.00   | 824.50   | 494.50                    | 193.50   | 283.50           | 90.00                     | 551.50   | 2,536.50 | 1,985.00                  |
| 2                | FEBRERO   | 193.00        | 227.00   | 34.00                     | 226.50   | 197.00   | -29.50                    | 517.00   | 1,237.00 | 720.00                    | 253.00   | 318.00           | 65.00                     | 723.50   | 3,937.00 | 3,213.50                  |
| 3                | MARZO     | 181.00        |          |                           | 218.00   |          |                           | 522.50   |          |                           | 260.00   |                  |                           | 963.50   |          |                           |
| 4                | ABRIL     | 181.00        |          |                           | 218.00   |          |                           | 438.50   |          |                           | 251.00   |                  |                           | 881.50   |          |                           |
| 5                | MAYO      | 220.50        |          |                           | 228.50   |          |                           | 342.00   |          |                           | 260.50   |                  |                           | 1,204.00 |          |                           |
| 6                | JUNIO     | 197.50        |          |                           | 211.00   |          |                           | 194.00   |          |                           | 134.00   |                  |                           | 1,139.00 |          |                           |
| 7                | JULIO     | 186.00        |          |                           | 237.00   |          |                           | 422.00   |          |                           | 183.50   |                  |                           | 1,915.00 |          |                           |
| 8                | AGOSTO    | 186.50        |          |                           | 213.50   |          |                           | 423.50   |          |                           | 259.00   |                  |                           | 2,203.50 |          |                           |
| 9                | SETIEMBRE | 9.00          |          |                           | 221.00   |          |                           | 441.50   |          |                           | 543.50   |                  |                           | 2,300.00 |          |                           |
| 10               | OCTUBRE   | 347.50        |          |                           | 237.50   |          |                           | 543.50   |          |                           | 267.00   |                  |                           | 2,405.50 |          |                           |
| 11               | NOVIEMBRE | 167.00        |          |                           | 210.00   |          |                           | 539.00   |          |                           | 242.50   |                  |                           | 2,233.00 |          |                           |
| 12               | DICIEMBRE | 202.00        |          |                           | 197.50   |          |                           | 612.00   |          |                           | 247.00   |                  |                           | 2,263.00 |          |                           |
| <b>TOTAL S/.</b> |           |               |          | 0.50                      |          |          | -44.40                    |          |          | 1,214.50                  |          |                  | 155.00                    |          |          | 5,198.50                  |








# CONSUMO DE AGUA - 2019


| LOCAL:           |            | Sede Central     |                     |                  | Sede Universal   |                     |              |                  |                     |              | Edificio Mercury |                     |              |                  |                     |               |
|------------------|------------|------------------|---------------------|------------------|------------------|---------------------|--------------|------------------|---------------------|--------------|------------------|---------------------|--------------|------------------|---------------------|---------------|
| SUMINISTRO       |            | 3222881 - 9      |                     |                  | 3001543 - 2      |                     |              | 3012823 - 3      |                     |              | 3027900 - 4      |                     |              | 3050227 - 2      |                     |               |
| FACTURACIÓN :    |            | Lectura          |                     |                  | Lectura          |                     |              | Lectura          |                     |              | Lectura          |                     |              | Lectura          |                     |               |
| MESES            |            | Nº DE TRABA JAD. | CONSUMO DE AGUA m^3 | IMPORTE S/.      | Nº DE TRABA JAD. | CONSUMO DE AGUA m^3 | IMPORTE S/.  | Nº DE TRABA JAD. | CONSUMO DE AGUA m^3 | IMPORTE S/.  | Nº DE TRABA JAD. | CONSUMO DE AGUA m^3 | IMPORTE S/.  | Nº DE TRABA JAD. | CONSUMO DE AGUA m^3 | IMPORTE S/.   |
| 1                | ENERO      | 766              | 1541                | 9308.7           | 596              | 0                   | 5.9          | 0                | 0                   | 5.9          | 0                | 2                   | 18           | 2                | 30                  | 187           |
| 2                | FEBRERO    | 766              | 1812                | 10,993.40        | 596              | 0                   | 37.50        | 0                | 0                   | 6.00         | 0                | 0                   | 6.00         | 2                | 26                  | 163.7         |
| 3                | MARZO      |                  |                     |                  |                  |                     |              |                  |                     |              |                  |                     |              |                  |                     |               |
| 4                | ABRIL      |                  |                     |                  |                  |                     |              |                  |                     |              |                  |                     |              |                  |                     |               |
| 5                | MAYO       |                  |                     |                  |                  |                     |              |                  |                     |              |                  |                     |              |                  |                     |               |
| 6                | JUNIO      |                  |                     |                  |                  |                     |              |                  |                     |              |                  |                     |              |                  |                     |               |
| 7                | JULIO      |                  |                     |                  |                  |                     |              |                  |                     |              |                  |                     |              |                  |                     |               |
| 8                | AGOSTO     |                  |                     |                  |                  |                     |              |                  |                     |              |                  |                     |              |                  |                     |               |
| 9                | SEPTIEMBRE |                  |                     |                  |                  |                     |              |                  |                     |              |                  |                     |              |                  |                     |               |
| 10               | OCTUBRE    |                  |                     |                  |                  |                     |              |                  |                     |              |                  |                     |              |                  |                     |               |
| 11               | NOVIEMBRE  |                  |                     |                  |                  |                     |              |                  |                     |              |                  |                     |              |                  |                     |               |
| 12               | DICIEMBRE  |                  |                     |                  |                  |                     |              |                  |                     |              |                  |                     |              |                  |                     |               |
| <b>TOTAL S/.</b> |            |                  | <b>3,353</b>        | <b>20,302.10</b> |                  | <b>0</b>            | <b>43.40</b> |                  | <b>0</b>            | <b>11.90</b> |                  | <b>2</b>            | <b>24.00</b> |                  | <b>56</b>           | <b>350.70</b> |

| LOCAL:           |            | Casona Grace     |                     |                 | Centro de Cap.   |                     |               | T.F. Mirallores  |                     |                 | T.F. San Isidro  |                     |                 | Archivo Omega    |                     |              |
|------------------|------------|------------------|---------------------|-----------------|------------------|---------------------|---------------|------------------|---------------------|-----------------|------------------|---------------------|-----------------|------------------|---------------------|--------------|
| SUMINISTRO       |            | 3026871 - 8      |                     |                 | 3023656 - 6      |                     |               | 2502244 - 3      |                     |                 | 2541159 - 6      |                     |                 | 2041440-5        |                     |              |
| FACTURACIÓN :    |            | Lectura          |                     |                 | Lectura          |                     |               | Lectura          |                     |                 | Lectura          |                     |                 | Lectura          |                     |              |
| MESES            |            | Nº DE TRABA JAD. | CONSUMO DE AGUA m^3 | IMPORTE S/.     | Nº DE TRABA JAD. | CONSUMO DE AGUA m^3 | IMPORTE S/.   | Nº DE TRABA JAD. | CONSUMO DE AGUA m^3 | IMPORTE S/.     | Nº DE TRABA JAD. | CONSUMO DE AGUA m^3 | IMPORTE S/.     | Nº DE TRABA JAD. | CONSUMO DE AGUA m^3 | IMPORTE S/.  |
| 1                | ENERO      | 149              | 106                 | 645.8           | 15               | 60                  | 368.1         | 133              | 178                 | 1080.5          | 77               | 143                 | 869.2           | 4                | 6                   | 42.1         |
| 2                | FEBRERO    | 149              | 120                 | 733.70          | 15               | 56                  | 326.20        | 133              | 196                 | 1,194.70        | 77               | 169                 | 1,031.10        | 4                | 6                   | 42.40        |
| 3                | MARZO      |                  |                     |                 |                  |                     |               |                  |                     |                 |                  |                     |                 |                  |                     |              |
| 4                | ABRIL      |                  |                     |                 |                  |                     |               |                  |                     |                 |                  |                     |                 |                  |                     |              |
| 5                | MAYO       |                  |                     |                 |                  |                     |               |                  |                     |                 |                  |                     |                 |                  |                     |              |
| 6                | JUNIO      |                  |                     |                 |                  |                     |               |                  |                     |                 |                  |                     |                 |                  |                     |              |
| 7                | JULIO      |                  |                     |                 |                  |                     |               |                  |                     |                 |                  |                     |                 |                  |                     |              |
| 8                | AGOSTO     |                  |                     |                 |                  |                     |               |                  |                     |                 |                  |                     |                 |                  |                     |              |
| 9                | SEPTIEMBRE |                  |                     |                 |                  |                     |               |                  |                     |                 |                  |                     |                 |                  |                     |              |
| 10               | OCTUBRE    |                  |                     |                 |                  |                     |               |                  |                     |                 |                  |                     |                 |                  |                     |              |
| 11               | NOVIEMBRE  |                  |                     |                 |                  |                     |               |                  |                     |                 |                  |                     |                 |                  |                     |              |
| 12               | DICIEMBRE  |                  |                     |                 |                  |                     |               |                  |                     |                 |                  |                     |                 |                  |                     |              |
| <b>TOTAL S/.</b> |            |                  | <b>226</b>          | <b>1,379.50</b> |                  | <b>116</b>          | <b>694.30</b> |                  | <b>374</b>          | <b>2,275.20</b> |                  | <b>312</b>          | <b>1,900.30</b> |                  | <b>12</b>           | <b>84.50</b> |



# CONSUMO DE AGUA - 2019

| LOCAL:           |                  | Archivo Central     |               |                  |                     |               | Almacen Callao   |                     |               | Sede Alterna     |                     |               |       |
|------------------|------------------|---------------------|---------------|------------------|---------------------|---------------|------------------|---------------------|---------------|------------------|---------------------|---------------|-------|
| SUMINISTRO       |                  | 4112368-8           |               |                  | 4113298-0           |               | 2038768 - 4      |                     |               | 3187065-2        |                     |               |       |
| FACTURACIÓN :    |                  | Lectura             |               |                  | Lectura             |               | Lectura          |                     |               | Lectura          |                     |               |       |
| MESES            | Nº DE TRABA JAD. | CONSUMO DE AGUA m^3 | IMPORTE S/.   | Nº DE TRABA JAD. | CONSUMO DE AGUA m^3 | IMPORTE S/.   | Nº DE TRABA JAD. | CONSUMO DE AGUA m^3 | IMPORTE S/.   | Nº DE TRABA JAD. | CONSUMO DE AGUA m^3 | IMPORTE S/.   |       |
| 1                | ENERO            | 6                   | 26            | 162.9            | 5                   | 20            | 126.6            | 4                   | 16            | 102.5            | 8                   | 7             | 48.2  |
| 2                | FEBRERO          | 6                   | 20            | 127.40           | 5                   | 15            | 97.00            | 4                   | 32            | 199.30           | 8                   | 9             | 60.60 |
| 3                | MARZO            |                     |               |                  |                     |               |                  |                     |               |                  |                     |               |       |
| 4                | ABRIL            |                     |               |                  |                     |               |                  |                     |               |                  |                     |               |       |
| 5                | MAYO             |                     |               |                  |                     |               |                  |                     |               |                  |                     |               |       |
| 6                | JUNIO            |                     |               |                  |                     |               |                  |                     |               |                  |                     |               |       |
| 7                | JULIO            |                     |               |                  |                     |               |                  |                     |               |                  |                     |               |       |
| 8                | AGOSTO           |                     |               |                  |                     |               |                  |                     |               |                  |                     |               |       |
| 9                | SEPTIEMBRE       |                     |               |                  |                     |               |                  |                     |               |                  |                     |               |       |
| 10               | OCTUBRE          |                     |               |                  |                     |               |                  |                     |               |                  |                     |               |       |
| 11               | NOVIEMBRE        |                     |               |                  |                     |               |                  |                     |               |                  |                     |               |       |
| 12               | DICIEMBRE        |                     |               |                  |                     |               |                  |                     |               |                  |                     |               |       |
| <b>TOTAL S/.</b> |                  | <b>46</b>           | <b>290.30</b> |                  | <b>35</b>           | <b>223.60</b> |                  | <b>48</b>           | <b>301.80</b> |                  | <b>16</b>           | <b>108.80</b> |       |



**CONSUMO DE AGUA POTABLE 2019  
COMPARACION MENSUAL ANOS 2018 - 2019**

| DEPENDENCIA      |            | Almacen Callao |          |                           | T.F. Miraflores |          |                           | T.F. San Isidro |          |                           | Edificio Mercury |       |                           |           |        |                           |
|------------------|------------|----------------|----------|---------------------------|-----------------|----------|---------------------------|-----------------|----------|---------------------------|------------------|-------|---------------------------|-----------|--------|---------------------------|
| SUMINISTRO       |            | 2038788-1      |          |                           | 2502244-3       |          |                           | 2541159-8       |          |                           | 3027900-4        |       |                           | 3050227-2 |        |                           |
| MESES            |            | 2018 S/.       | 2019 S/. | VARIACIÓN DEL CONSUMO S/. | 2018 S/.        |          | VARIACIÓN DEL CONSUMO S/. | 2018 S/.        |          | VARIACIÓN DEL CONSUMO S/. | 2018 S/.         |       | VARIACIÓN DEL CONSUMO S/. | 2018 S/.  |        | VARIACIÓN DEL CONSUMO S/. |
| 1                | ENERO      | 216.36         | 102.50   | -113.86                   | 1,117.60        | 1,080.50 | -37.10                    | 674.40          | 669.20   | 194.80                    | 29.36            | 18.00 | -11.36                    | 263.11    | 187.00 | -76.11                    |
| 2                | FEBRERO    | 100.65         | 199.30   | 98.65                     | 1,390.54        | 1,194.70 | -195.84                   | 813.11          | 1,031.10 | 217.99                    | 29.60            | 6.00  | -23.60                    | 229.86    | 163.70 | -66.16                    |
| 3                | MARZO      | 140.33         |          |                           | 1,552.33        |          |                           | 911.49          |          |                           | 5.95             |       |                           | 216.27    |        |                           |
| 4                | ABRIL      | 140.37         |          |                           | 1,613.12        |          |                           | 778.12          |          |                           | 5.96             |       |                           | 187.16    |        |                           |
| 5                | MAYO       | 163.69         |          |                           | 1,748.08        |          |                           | 812.45          |          |                           | 11.80            |       |                           | 117.02    |        |                           |
| 6                | JUNIO      | 157.90         |          |                           | 1,753.35        |          |                           | 858.91          |          |                           | 17.63            |       |                           | 140.33    |        |                           |
| 7                | JULIO      | 87.73          |          |                           | 1,431.43        |          |                           | 853.07          |          |                           | 17.63            |       |                           | 222.10    |        |                           |
| 8                | AGOSTO     | 46.85          |          |                           | 1,075.06        |          |                           | 870.59          |          |                           | 5.95             |       |                           | 292.20    |        |                           |
| 9                | SEPTIEMBRE | 46.85          |          |                           | 1,443.13        |          |                           | 929.01          |          |                           | 5.95             |       |                           | 216.27    |        |                           |
| 10               | OCTUBRE    | 58.53          |          |                           | 1,197.75        |          |                           | 847.22          |          |                           | 5.95             |       |                           | 227.95    |        |                           |
| 11               | NOVIEMBRE  | 52.69          |          |                           | 1,542.45        |          |                           | 1,028.33        |          |                           | 5.95             |       |                           | 192.89    |        |                           |
| 12               | DICIEMBRE  | 46.85          |          |                           | 1,256.17        |          |                           | 1,110.12        |          |                           | 5.95             |       |                           | 169.53    |        |                           |
| <b>TOTAL S/.</b> |            |                |          | <b>-15.21</b>             |                 |          | <b>-232.94</b>            |                 |          | <b>412.79</b>             |                  |       | <b>-34.96</b>             |           |        | <b>-142.27</b>            |

| DEPENDENCIA      |            | Sede Universal |       |                           | Centro de Capacitaciones |      |                           | Casa Grace |        |                           | Sede Central |        |                           |           |           |                           |
|------------------|------------|----------------|-------|---------------------------|--------------------------|------|---------------------------|------------|--------|---------------------------|--------------|--------|---------------------------|-----------|-----------|---------------------------|
| SUMINISTRO       |            | 3001543-2      |       |                           | 3012923-3                |      |                           | 3023656-6  |        |                           | 3026871-8    |        |                           | 3222881-9 |           |                           |
| MESES            |            | 2018 S/.       |       | VARIACIÓN DEL CONSUMO S/. | 2018 S/.                 |      | VARIACIÓN DEL CONSUMO S/. | 2018 S/.   |        | VARIACIÓN DEL CONSUMO S/. | 2018 S/.     |        | VARIACIÓN DEL CONSUMO S/. | 2018 S/.  |           | VARIACIÓN DEL CONSUMO S/. |
| 1                | ENERO      | 10,561.31      | 5.90  | -10,555.41                | 11.80                    | 5.90 | -5.90                     | 239.76     | 368.10 | 128.34                    | 666.90       | 645.80 | -21.10                    | 991.02    | 9,308.70  | 8,317.68                  |
| 2                | FEBRERO    | 9,818.55       | 37.50 | -9,781.05                 | 11.96                    | 6.00 | -5.96                     | 387.63     | 326.20 | -61.43                    | 847.62       | 733.70 | -113.92                   | 2,097.51  | 10,993.40 | 8,895.89                  |
| 3                | MARZO      | 9,464.44       |       |                           | 11.80                    |      |                           | 490.86     |        |                           | 864.74       |        |                           | 3,850.10  |           |                           |
| 4                | ABRIL      | 8,340.93       |       |                           | 11.80                    |      |                           | 461.80     |        |                           | 754.10       |        |                           | 3,508.26  |           |                           |
| 5                | MAYO       | 8,573.83       |       |                           | 5.95                     |      |                           | 654.81     |        |                           | 800.77       |        |                           | 3,512.54  |           |                           |
| 6                | JUNIO      | 9,686.44       |       |                           | 11.80                    |      |                           | 537.60     |        |                           | 888.12       |        |                           | 2,897.82  |           |                           |
| 7                | JULIO      | 7,799.41       |       |                           | 11.80                    |      |                           | 584.32     |        |                           | 736.23       |        |                           | 3,598.88  |           |                           |
| 8                | AGOSTO     | 6,584.25       |       |                           | 5.95                     |      |                           | 444.12     |        |                           | 806.33       |        |                           | 3,149.04  |           |                           |
| 9                | SEPTIEMBRE | 8,033.10       |       |                           | 5.95                     |      |                           | 502.54     |        |                           | 771.27       |        |                           | 3,084.77  |           |                           |
| 10               | OCTUBRE    | 7,752.68       |       |                           | 11.80                    |      |                           | 543.43     |        |                           | 777.01       |        |                           | 3,739.10  |           |                           |
| 11               | NOVIEMBRE  | 2,584.82       |       |                           | 5.95                     |      |                           | 584.32     |        |                           | 695.33       |        |                           | 7,659.20  |           |                           |
| 12               | DICIEMBRE  | 7,564.82       |       |                           | 11.80                    |      |                           | 379.84     |        |                           | 742.07       |        |                           | 10,895.77 |           |                           |
| <b>TOTAL S/.</b> |            |                |       | <b>-20,336.46</b>         |                          |      | <b>-11.86</b>             |            |        | <b>66.91</b>              |              |        | <b>-135.02</b>            |           |           | <b>17,213.57</b>          |



**CONSUMO DE AGUA POTABLE 2019  
COMPARACION MENSUAL ANOS 2018 - 2019**

| DEPENDENCIA      | Archivo Omega |       |                           | Archivo Central |        |                           |               |        |                           | Sede Alterna  |       |                           |              |
|------------------|---------------|-------|---------------------------|-----------------|--------|---------------------------|---------------|--------|---------------------------|---------------|-------|---------------------------|--------------|
| SUMINISTRO       | 2041440-5     |       |                           | 4112368-8       |        |                           | 4113298-0     |        |                           | 3187065-2     |       |                           |              |
| MESES            | 2018 S/.      |       | VARIACION DEL CONSUMO S/. | 2018 S/.        |        | VARIACION DEL CONSUMO S/. | 2018 S/.      |        | VARIACION DEL CONSUMO S/. | 2018 S/.      |       | VARIACION DEL CONSUMO S/. |              |
| 1                | ENERO         | 58.58 | 42.10                     | -16.48          | 5.95   | 162.90                    | 156.95        | 152.25 | 126.60                    | -25.65        | 17.63 | 48.20                     | 30.57        |
| 2                | FEBRERO       | 58.98 | 42.40                     | -16.58          | 6.03   | 127.40                    | 121.37        | 141.27 | 97.00                     | -44.27        | 17.79 | 60.60                     | 42.81        |
| 3                | MARZO         | 41.01 |                           |                 | 5.95   |                           |               | 181.21 |                           |               | 99.43 |                           |              |
| 4                | ABRIL         | 58.55 |                           |                 | 64.37  |                           |               | 146.21 |                           |               | 35.15 |                           |              |
| 5                | MAYO          | 52.71 |                           |                 | 338.94 |                           |               | 210.42 |                           |               | 58.54 |                           |              |
| 6                | JUNIO         | 52.69 |                           |                 | 233.80 |                           |               | 455.84 |                           |               | 76.05 |                           |              |
| 7                | JULIO         | 58.53 |                           |                 | 222.10 |                           |               | 105.27 |                           |               | 81.90 |                           |              |
| 8                | AGOSTO        | 58.53 |                           |                 | 251.32 |                           |               | 105.27 |                           |               | 76.05 |                           |              |
| 9                | SEPTIEMBRE    | 64.37 |                           |                 | 181.21 |                           |               | 99.43  |                           |               | 81.90 |                           |              |
| 10               | OCTUBRE       | 46.85 |                           |                 | 175.37 |                           |               | 111.11 |                           |               | 41.01 |                           |              |
| 11               | NOVIEMBRE     | 58.53 |                           |                 | 192.89 |                           |               | 118.95 |                           |               | 58.53 |                           |              |
| 12               | DICIEMBRE     | 48.85 |                           |                 | 183.69 |                           |               | 99.43  |                           |               | 76.05 |                           |              |
| <b>TOTAL S/.</b> |               |       |                           | <b>-33.06</b>   |        |                           | <b>278.32</b> |        |                           | <b>-69.92</b> |       |                           | <b>73.38</b> |




# CONSUMO DE COMBUSTIBLE 2019

| Mes          | Consumo y Costo de combustible por tipo |                      |               |                   |
|--------------|---|----------------------|---------------|-------------------|
|              | Gasolina 97 Octanos                     | Diesel B5 S50        |               |                   |
|              | Gls. (G97)                              | S/.                  | Gls. (D2)     | S/.               |
| Enero        | 905.66                                  | S/. 13,084.91        | 30.708        | S/. 438.84        |
| Febrero      | 936.467                                 | S/. 13,260.73        | 24.405        | S/. 333.88        |
| Marzo        |   |                      |               |                   |
| Abril        |   |                      |               |                   |
| Mayo         |   |                      |               |                   |
| Junio        |   |                      |               |                   |
| Julio        |   |                      |               |                   |
| Agosto       |   |                      |               |                   |
| Septiembre   |   |                      |               |                   |
| Octubre      |   |                      |               |                   |
| Noviembre    |   |                      |               |                   |
| Diciembre    |   |                      |               |                   |
| <b>TOTAL</b> | <b>1,842.127</b>                        | <b>S/. 26,345.64</b> | <b>55.113</b> | <b>S/. 772.72</b> |



*[Handwritten signature]*



# GENERACIÓN DE RESIDUOS SÓLIDOS -2019

Local : Sede Central

| Mes          | N° de Trabajadores | Papeles y Carton |            | Vidrio |     | Plastico |     | Cartucho de Tintas y Toner |     | Aluminio y otros Metales |      |
|--------------|--------------------|------------------|------------|--------|-----|----------|-----|----------------------------|-----|--------------------------|------|
|              |                    | Kg.              | S/.        | Kg.    | S/. | Kg.      | S/. | Unidad                     | S/. | Kg.                      | S/.  |
| Enero        | 627                | 484              | 242        | -      | -   | -        | -   | 128                        | -   | 10                       | 5    |
| Febrero      | 627                | 921              | 460.5      | -      | -   | -        | -   | -                          | -   | -                        | -    |
| Marzo        | -                  | -                | -          | -      | -   | -        | -   | -                          | -   | -                        | -    |
| Abril        | -                  | -                | -          | -      | -   | -        | -   | -                          | -   | -                        | -    |
| Mayo         | -                  | -                | -          | -      | -   | -        | -   | -                          | -   | -                        | -    |
| Junio        | -                  | -                | -          | -      | -   | -        | -   | -                          | -   | -                        | -    |
| Julio        | -                  | -                | -          | -      | -   | -        | -   | -                          | -   | -                        | -    |
| Agosto       | -                  | -                | -          | -      | -   | -        | -   | -                          | -   | -                        | -    |
| Septiembre   | -                  | -                | -          | -      | -   | -        | -   | -                          | -   | -                        | -    |
| Octubre      | -                  | -                | -          | -      | -   | -        | -   | -                          | -   | -                        | -    |
| Noviembre    | -                  | -                | -          | -      | -   | -        | -   | -                          | -   | -                        | -    |
| Diciembre    | -                  | -                | -          | -      | -   | -        | -   | -                          | -   | -                        | -    |
| <b>Total</b> |                    | 1405             | S/. 702.50 | 0      | S/. | 0        | S/. | 128                        | S/. | 10                       | 5.00 |

